



US00D513733S

(12) **United States Design Patent** (10) **Patent No.:** **US D513,733 S**
Krieger et al. (45) **Date of Patent:** **** Jan. 24, 2006**

(54) **JUMP STARTER**
(75) Inventors: **Michael Krieger**, Miami Beach, FL
(US); **Kevin Ellsworth**, Hollywood, FL
(US)
(73) Assignee: **Vector Products, Inc.**, Ft. Lauderdale,
FL (US)
(**) Term: **14 Years**
(21) Appl. No.: **29/227,226**
(22) Filed: **Apr. 8, 2005**

D452,474 S 12/2001 Casarella D13/107
6,356,050 B1 3/2002 Hussaini 320/105
D464,619 S 10/2002 Krieger et al. D13/110
D466,077 S 11/2002 Wang D13/110
D466,862 S 12/2002 Casarella D13/107
D469,739 S * 2/2003 Dayan D13/107
D474,151 S * 5/2003 James et al. D13/119
D479,194 S 9/2003 Casarella D13/107
D480,375 S 10/2003 Miao D13/107
D482,324 S 11/2003 James et al. D13/107
D483,326 S 12/2003 Krieger et al. D13/107
D484,852 S 1/2004 James et al. D13/107
6,756,764 B2 6/2004 Smith et al. 320/105
D493,137 S * 7/2004 Casarella D13/107
D493,418 S 7/2004 Krieger et al. D13/107
D493,419 S 7/2004 Krieger et al. D13/107
D493,420 S 7/2004 Krieger et al. D13/107

Related U.S. Application Data

(62) Division of application No. 29/196,698, filed on Jan. 5,
2004, now Pat. No. Des. 506,973.
(51) **LOC (8) Cl.** **13-02**
(52) **U.S. Cl.** **D13/107**
(58) **Field of Classification Search** D13/106-108,
D13/110; D14/251, 253; 320/105, 107-116
See application file for complete search history.

* cited by examiner

Primary Examiner—Alan P. Douglas
Assistant Examiner—Rosemary Tarcza
(74) *Attorney, Agent, or Firm*—Venable LLP; Robert
Kinberg; Manni Li

(57) **CLAIM**

The ornamental design for a jump starter, as shown and
described.

(56) **References Cited**

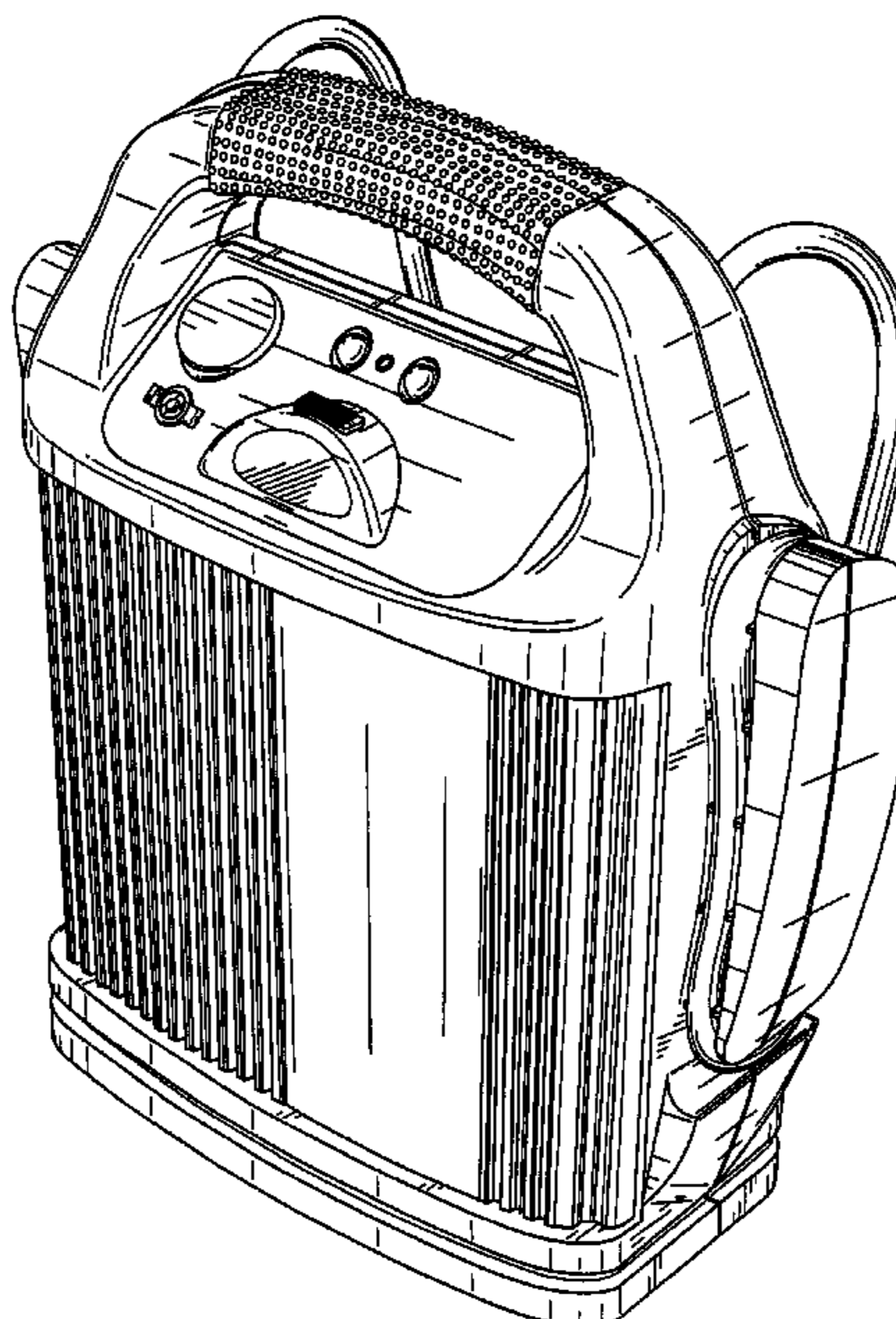
U.S. PATENT DOCUMENTS

D374,859 S * 10/1996 Guay et al. D13/110
D403,661 S * 1/1999 Mariani D13/106
D408,782 S 4/1999 Poon D13/106
5,982,138 A 11/1999 Krieger 320/105
6,002,235 A 12/1999 Clore 320/105
D423,451 S * 4/2000 Heckenast et al. D13/110
D432,985 S 10/2000 Wan D13/107
6,215,273 B1 4/2001 Shy 320/105
D444,125 S 6/2001 Shy D13/110
D446,475 S * 8/2001 Luh D12/107
D446,500 S 8/2001 Krieger et al. D13/110
RE37,482 E 12/2001 Guay et al. D13/110

DESCRIPTION

FIG. 1 is a perspective view from the front-top-right side of
the jump starter showing our new design;
FIG. 2 is a front view of the design shown in FIG. 1;
FIG. 3 is a rear view of the design shown in FIG. 1;
FIG. 4 is a left side view of the design shown in FIG. 1;
FIG. 5 is a right side view of the design shown in FIG. 1;
FIG. 6 is a top view of the design shown in FIG. 1; and,
FIG. 7 is a bottom view of the design shown in FIG. 1.

1 Claim, 7 Drawing Sheets



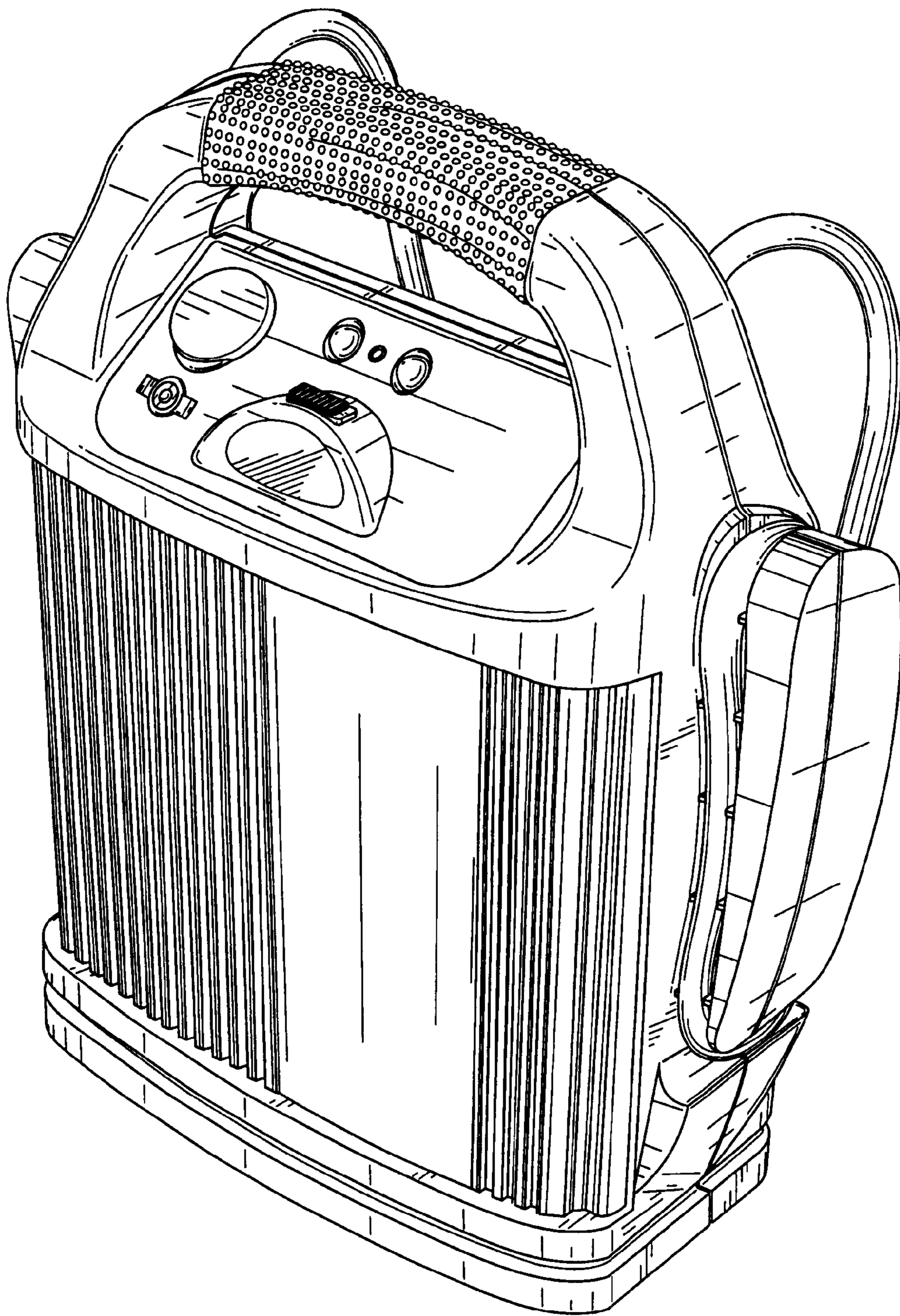


FIG. 1

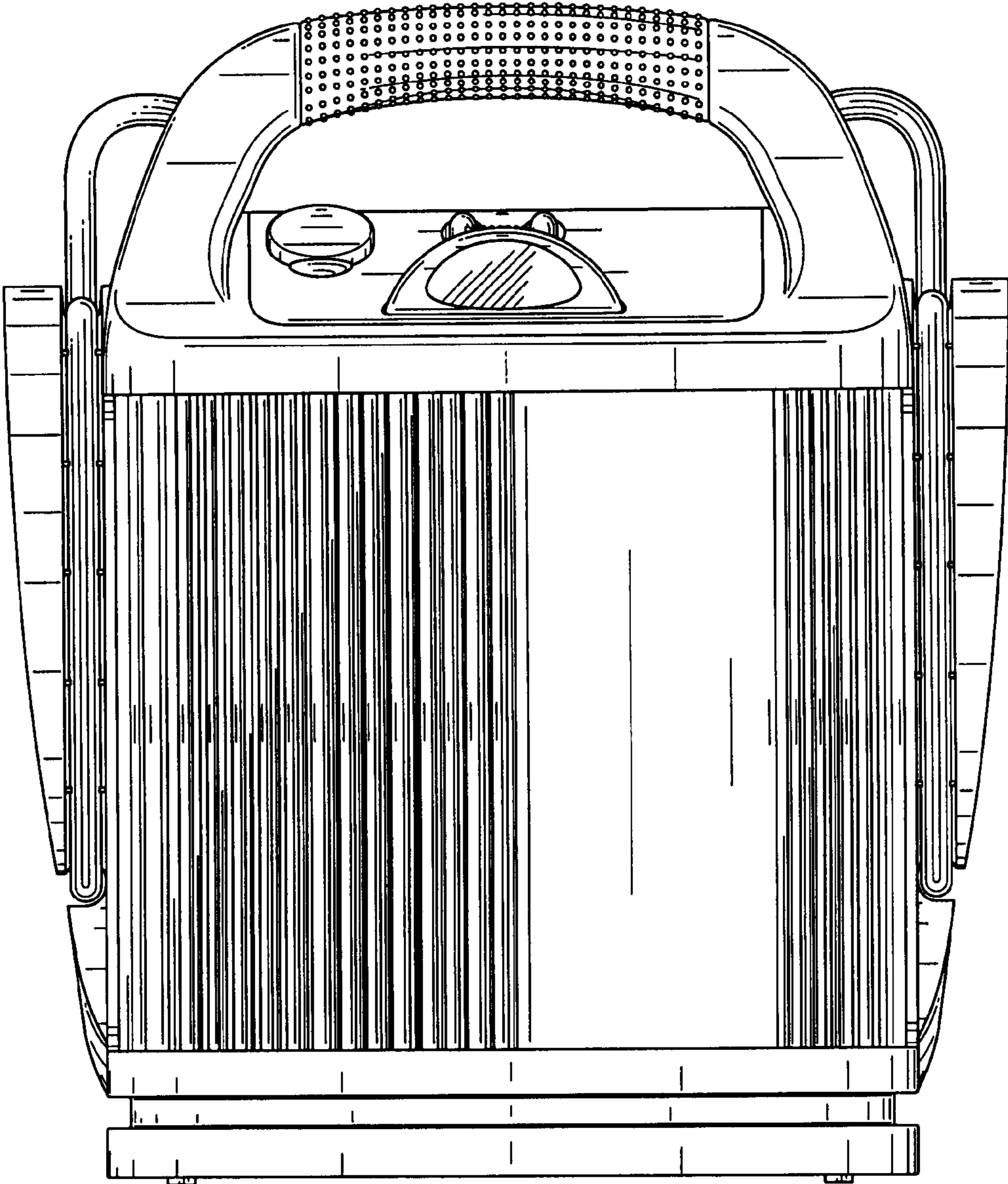


FIG. 2

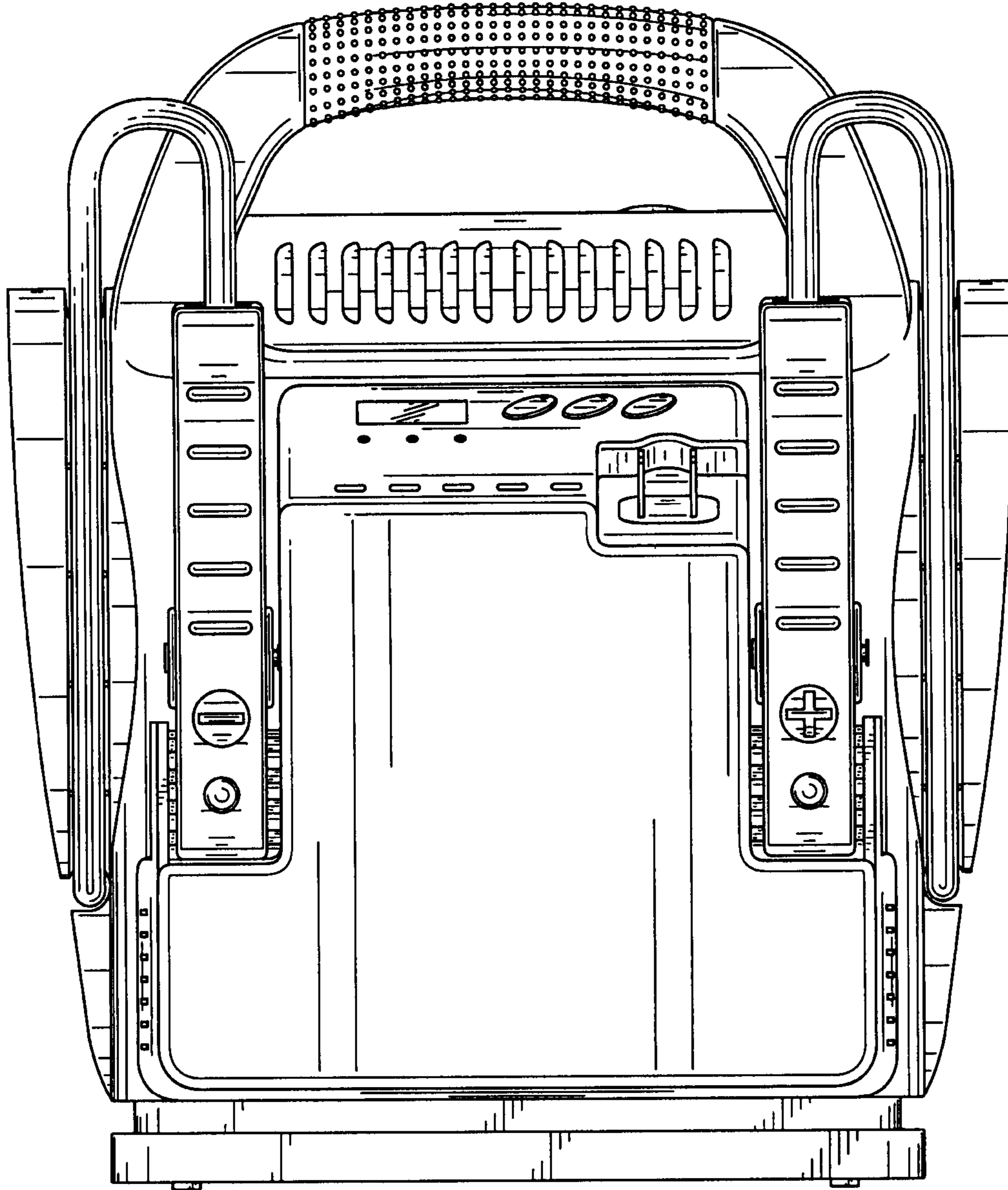


FIG. 3

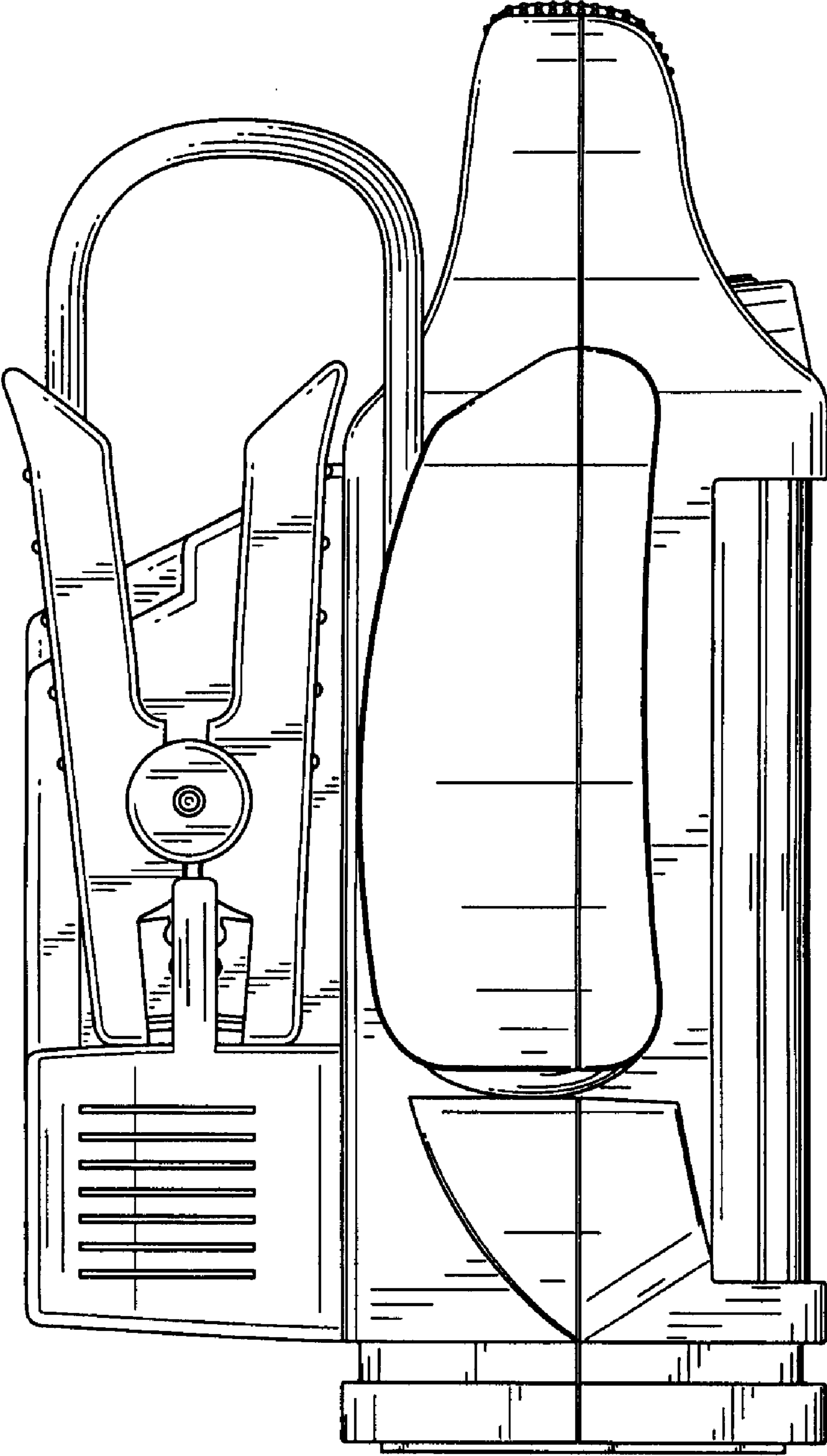


FIG. 4

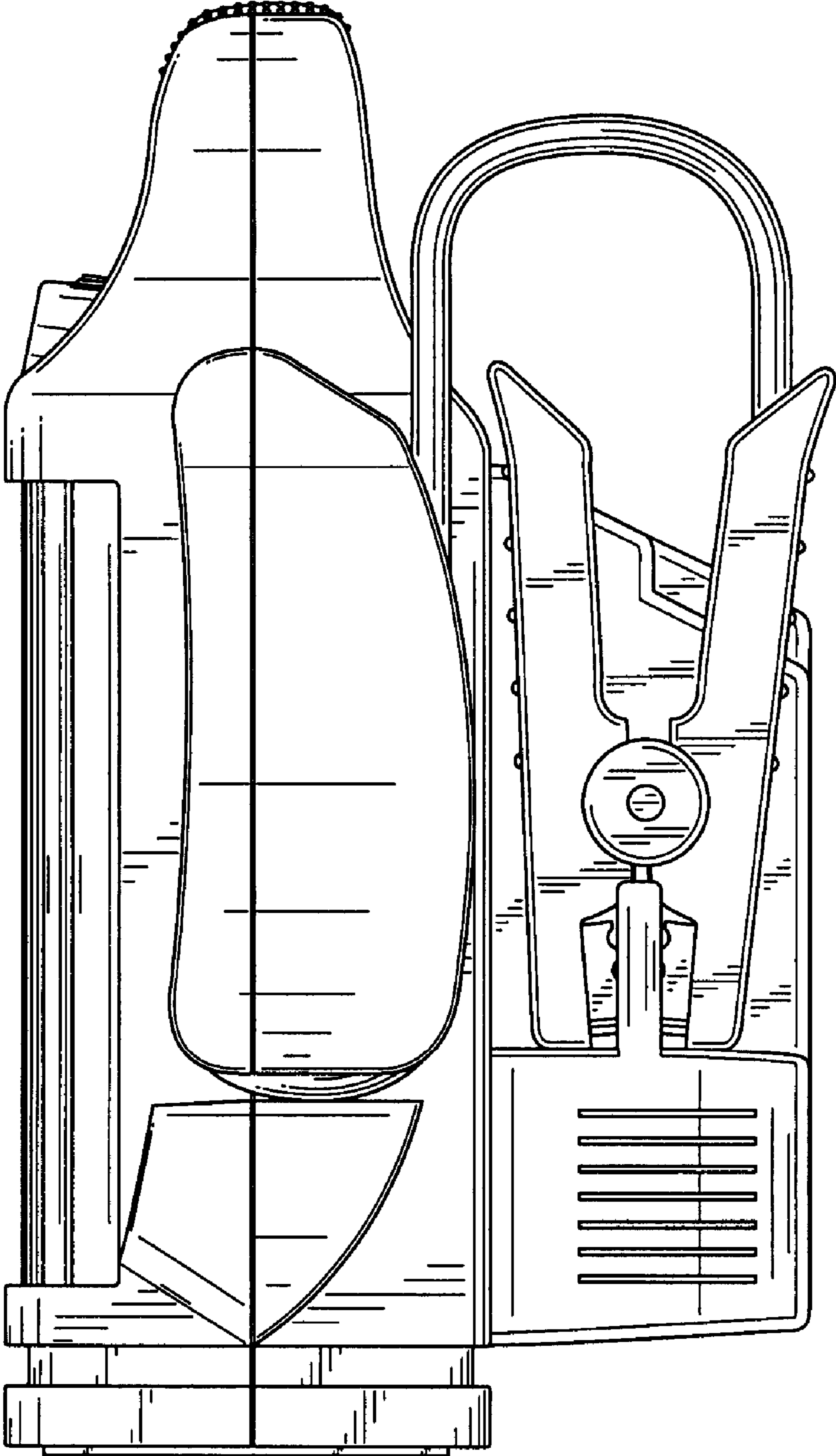


FIG. 5

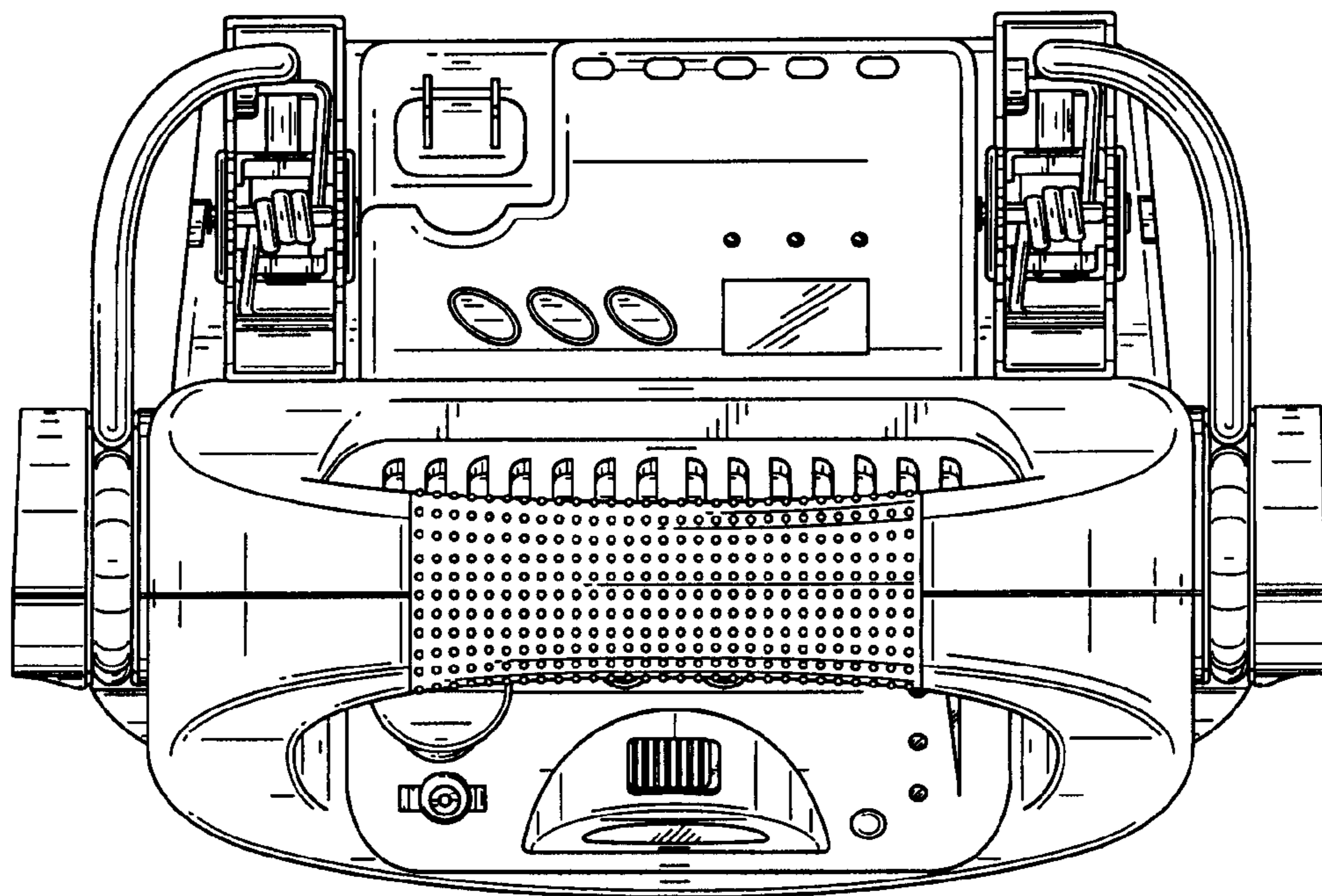


FIG. 6

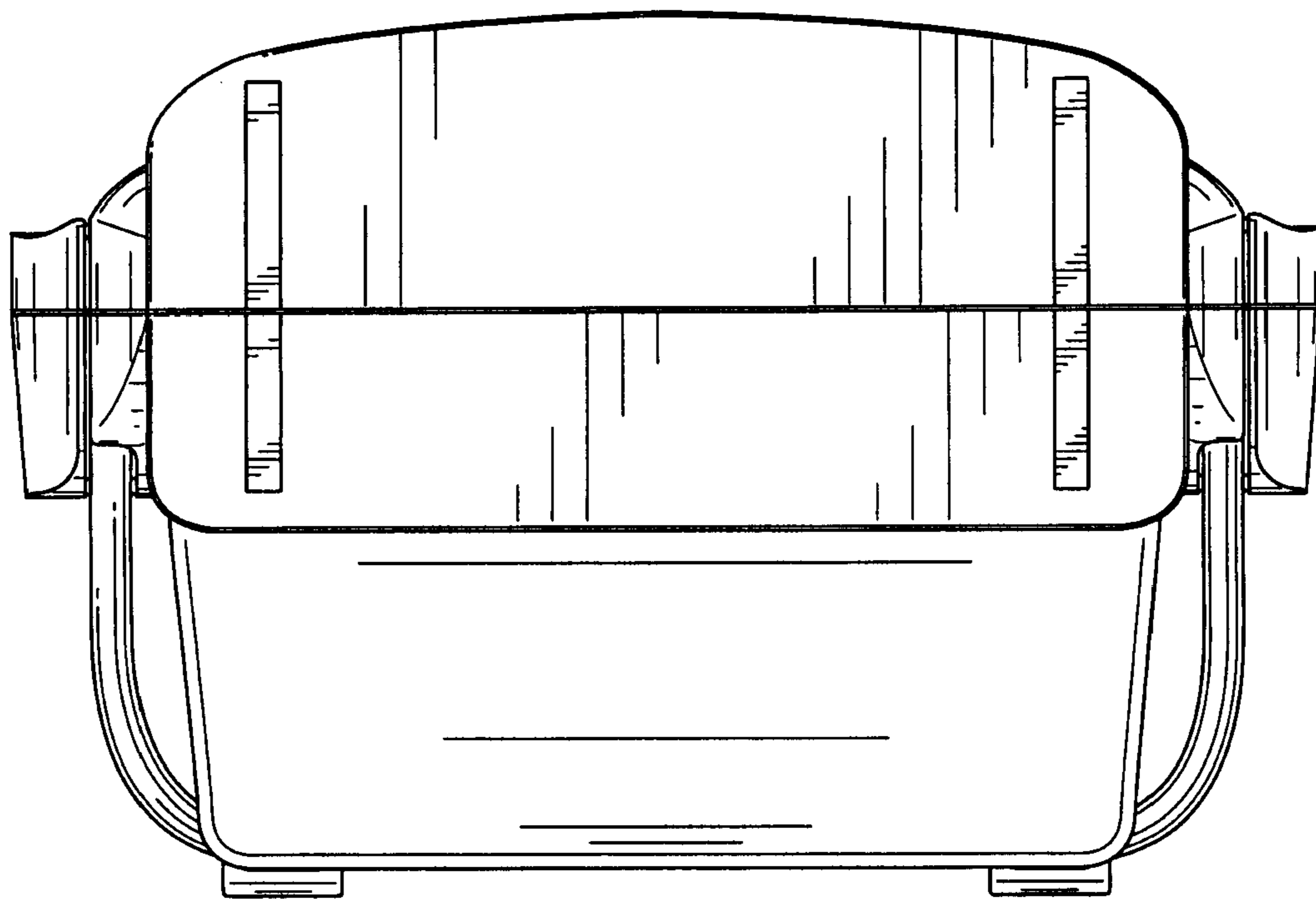


FIG. 7