



US00D513721S

(12) **United States Design Patent**
Pfeiffer

(10) **Patent No.:** **US D513,721 S**

(45) **Date of Patent:** **** Jan. 24, 2006**

(54) **FRONTAL CONFIGURATION OF A STEERING WHEEL**

D467,529 S * 12/2002 Ramos et al. D12/176
D475,665 S * 6/2003 Pfeiffer et al. D12/176
D496,891 S * 10/2004 Pfeiffer et al. D12/176
D499,366 S * 12/2004 Habib D12/176

(75) Inventor: **Peter Pfeiffer**, Boeblingen (DE)

* cited by examiner

(73) Assignee: **DaimlerChrysler AG**, Stuttgart (DE)

(**) Term: **14 Years**

Primary Examiner—Melody N. Brown
(74) *Attorney, Agent, or Firm*—Crowell & Moring LLP

(21) Appl. No.: **29/217,841**

(22) Filed: **Nov. 24, 2004**

(57) **CLAIM**

(30) **Foreign Application Priority Data**

The ornamental design for a frontal configuration of a steering wheel, as shown and described.

Jun. 30, 2004 (DE) 40403798

DESCRIPTION

(51) **LOC (8) Cl.** **12-16**

FIG. 1 is a front view of a frontal configuration of a steering wheel according to my novel design; and,

(52) **U.S. Cl.** **D12/176**

(58) **Field of Classification Search** D12/175-177;
74/552, 558, 558.5

FIG. 2 is a perspective view of the frontal configuration of a steering wheel according to my novel design.

See application file for complete search history.

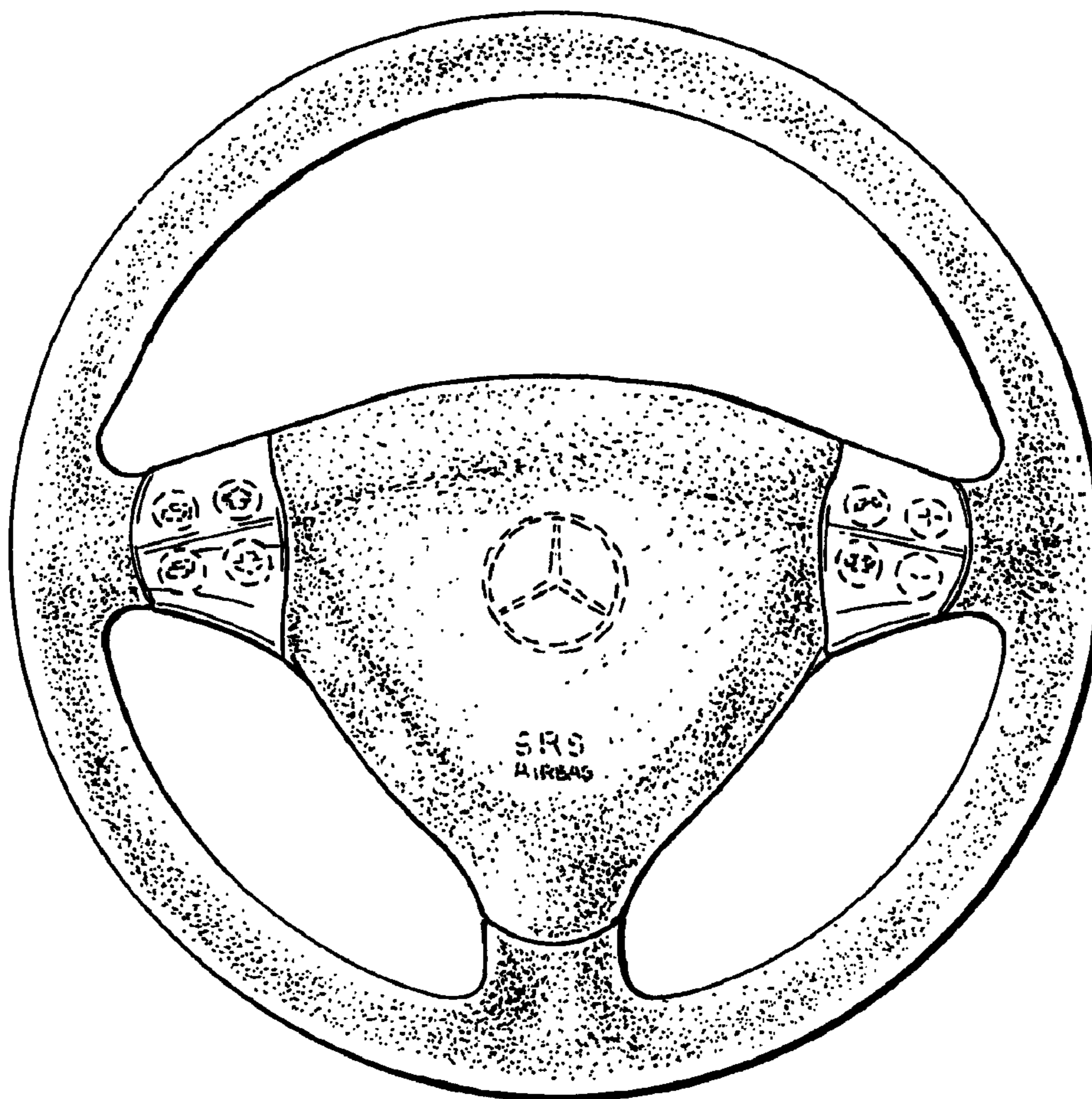
The broken lines are for illustrative purposes only and form no part of the claimed design.

(56) **References Cited**

U.S. PATENT DOCUMENTS

D467,207 S * 12/2002 Siegert et al. D12/176

1 Claim, 1 Drawing Sheet



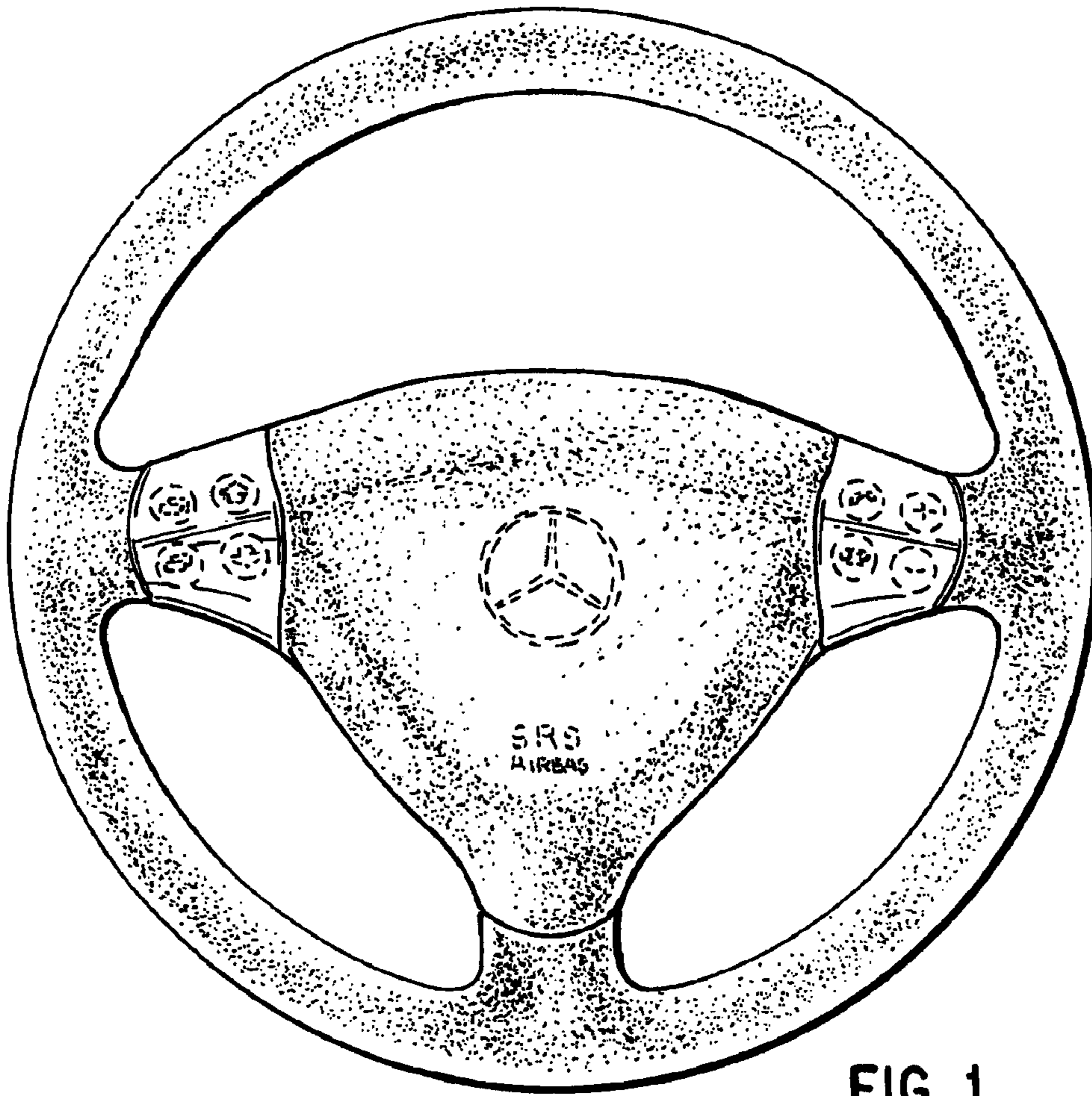


FIG. 1

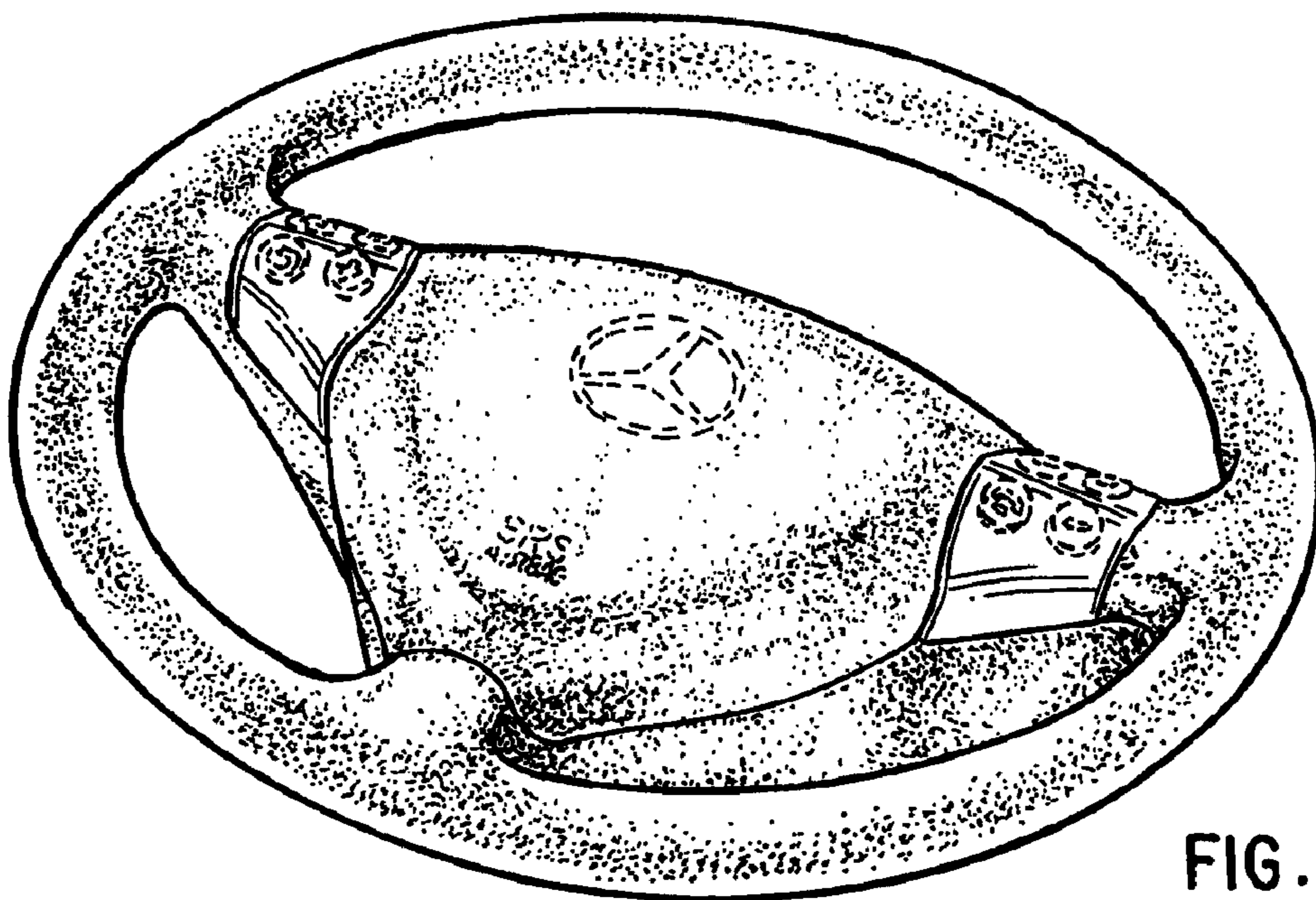


FIG. 2