



US00D513713S

(12) **United States Design Patent** (10) **Patent No.:** **US D513,713 S**  
**Steshik** (45) **Date of Patent:** **\*\* Jan. 24, 2006**

(54) **JEWELRY**

(76) **Inventor:** **Roni Steshik, c/o Magestic, Zabutinski**  
**3A, Ramat Gan (IL)**

(\*\*) **Term:** **14 Years**

(21) **Appl. No.:** **29/202,569**

(22) **Filed:** **Apr. 2, 2004**

(30) **Foreign Application Priority Data**

Feb. 16, 2004 (IL) ..... 38930

(51) **LOC (8) Cl.** ..... **11-01**

(52) **U.S. Cl.** ..... **D11/81**

(58) **Field of Classification Search** ..... D11/1,  
D11/44, 49, 137, 162, 205, 224, 81-82, 48,  
D11/79; D6/634, 497; D21/468; 428/15-16,  
428/28; 63/20-21, 23; D26/25; D28/40

See application file for complete search history.

(56) **References Cited**

**U.S. PATENT DOCUMENTS**

D337,196 S	*	7/1993	Horikiri	.....	D6/634
D383,556 S	*	9/1997	Wang	.....	D26/25
D428,670 S	*	7/2000	Tsai	.....	D28/40
D497,322 S	*	10/2004	Gruosi-Scheufele	.....	D11/79
D505,356 S	*	5/2005	Ho	.....	D11/90

\* cited by examiner

*Primary Examiner*—Ian Simmons

*Assistant Examiner*—Sarah Gill

(74) *Attorney, Agent, or Firm*—Mark M. Friedman

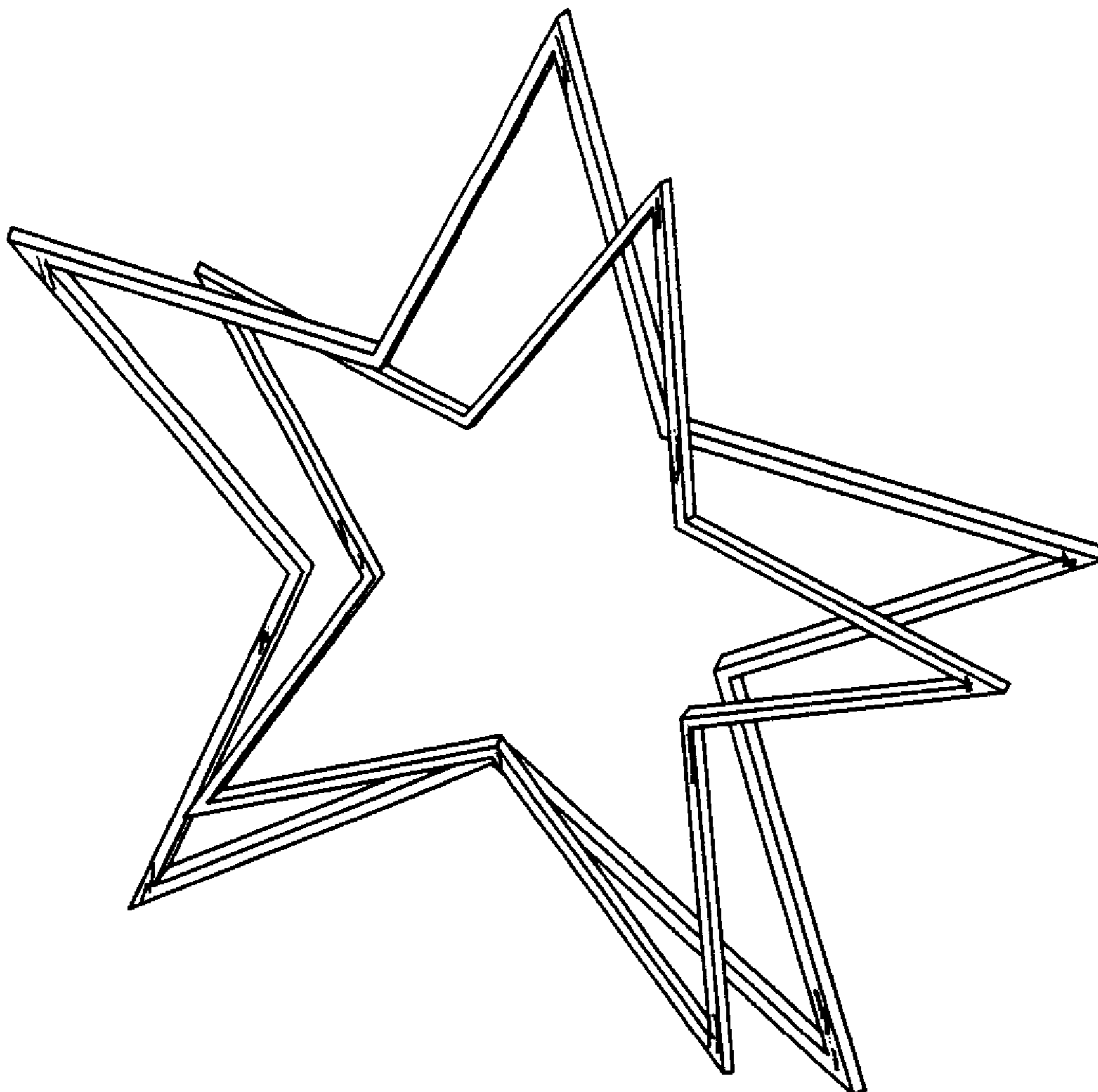
(57) **CLAIM**

The ornamental design for a jewelry, as shown.

**DESCRIPTION**

FIG. 1 is a perspective view of the jewelry;  
FIG. 2 is a top view of the jewelry; and,  
FIG. 3 is a side view of the jewelry.

**1 Claim, 1 Drawing Sheet**






Fig. 1




Fig. 2

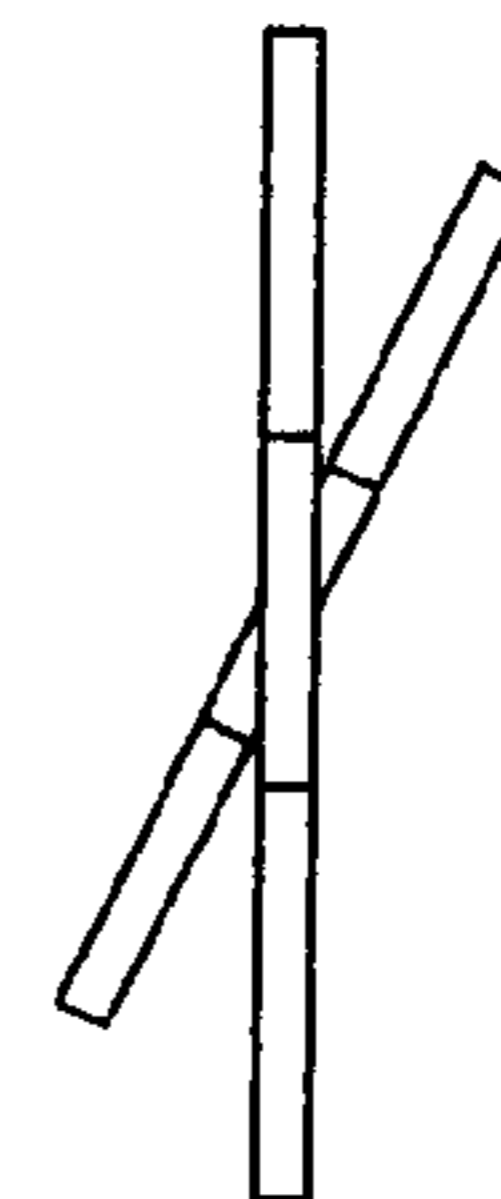


Fig. 3