

US00D513711S

(12) **United States Design Patent**
Francis

(10) **Patent No.:** **US D513,711 S**
(45) **Date of Patent:** **** Jan. 24, 2006**

(54) **RING**
(76) **Inventor:** **Douglas W. Francis**, 4501 S. Gaslight Pl., Lot 402, Terre Haute, IN (US) 47802
(**) **Term:** **14 Years**
(21) **Appl. No.:** **29/198,161**
(22) **Filed:** **Jan. 26, 2004**

D52,314 S * 8/1918 Gildner D11/31
D56,972 S * 1/1921 Hurt D11/31
1,473,717 A * 11/1923 Atkinson D11/27
D95,046 S * 4/1935 Karr D11/107
D129,835 S * 10/1941 Kay D11/89
D131,056 S * 1/1942 Calvin D11/26
D132,535 S * 5/1942 Lynch D11/107
D133,421 S * 8/1942 Terryberry D11/107
D135,305 S * 3/1943 Bercker D11/70
D153,868 S * 5/1949 Fishburne D11/26
D343,808 S * 2/1994 Montgomery D11/31

(51) **LOC (8) Cl.** **11-01**
(52) **U.S. Cl.** **D11/26**
(58) **Field of Classification Search** D11/26-39,
D11/3-4, 89-92, 107-108; 63/5.7-15.8,
63/15.9, 26, 27-28, 3, 14.1; 606/204
See application file for complete search history.

* cited by examiner

Primary Examiner—Cathy Anne MacCormac
(74) *Attorney, Agent, or Firm*—J. Wiley Horton

(56) **References Cited**
U.S. PATENT DOCUMENTS

D36,274 S * 4/1903 Miller D11/26
D49,094 S * 5/1916 Lewenthal D11/31
D51,981 S * 4/1918 Green D11/28

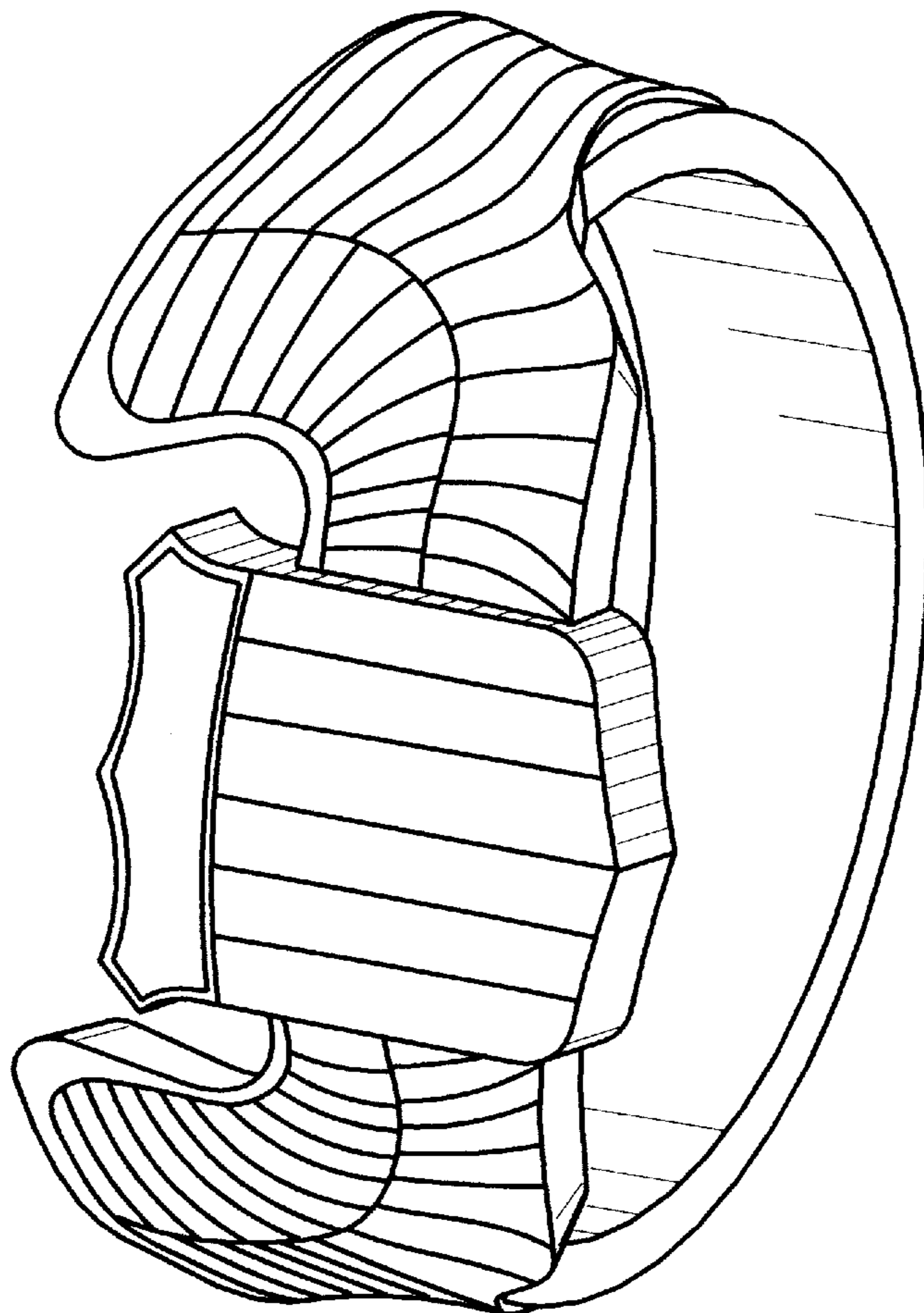
(57) **CLAIM**

The ornamental design for a “ring”, as shown.

DESCRIPTION

FIG. 1 is a perspective view of a ring showing my new design; and,
FIG. 2 is another perspective view thereof.

1 Claim, 2 Drawing Sheets



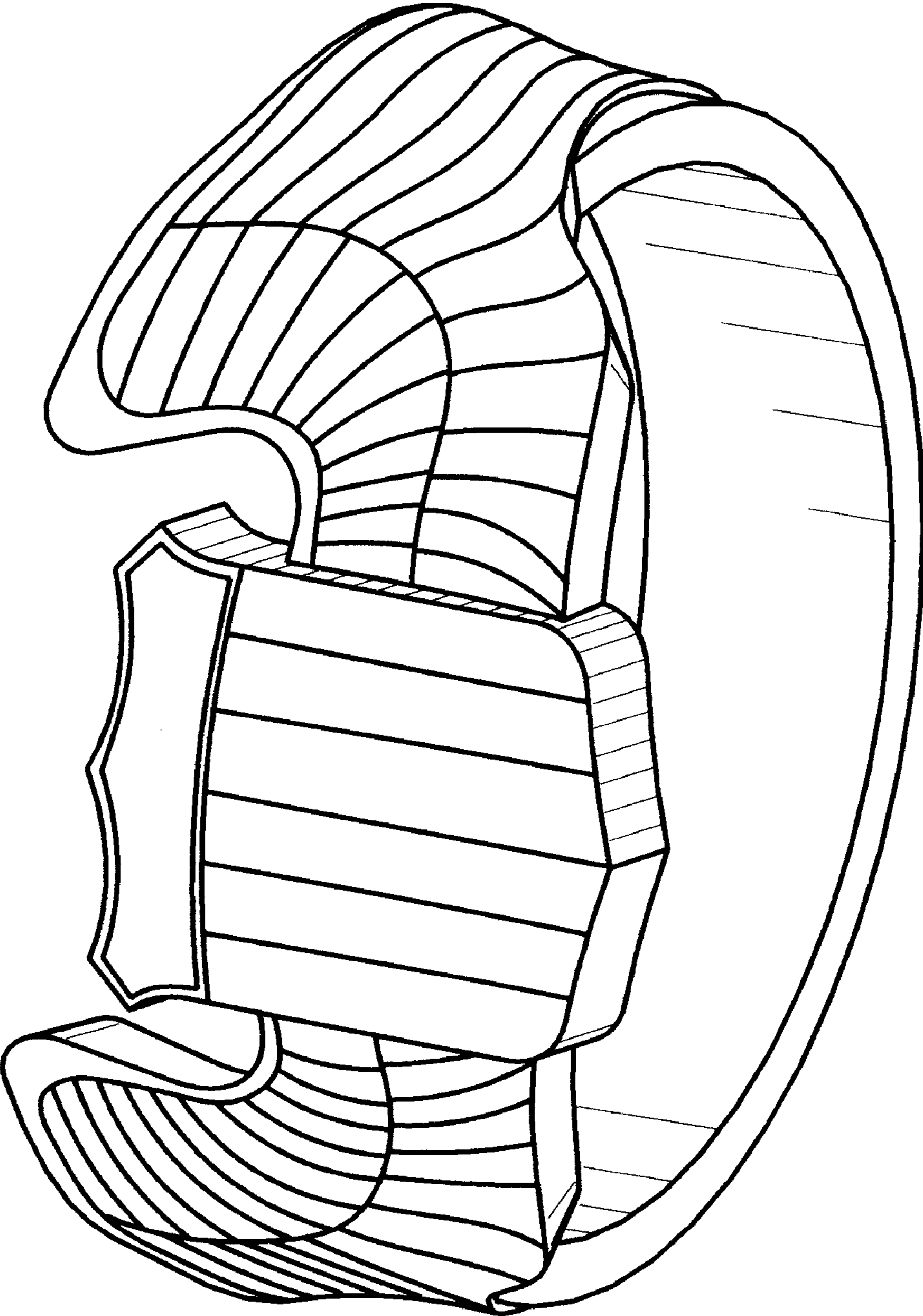


FIG. 1

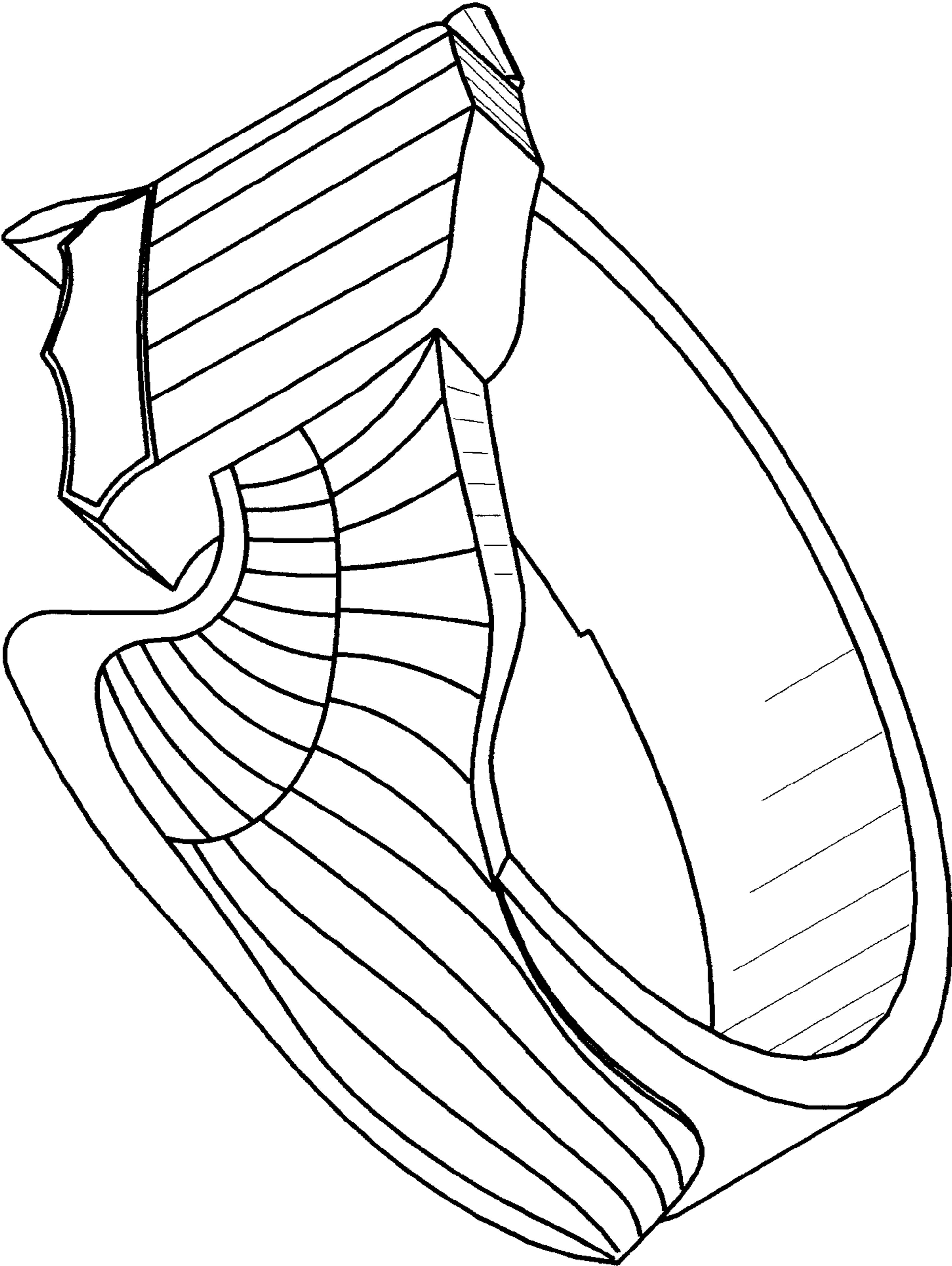


FIG. 2