



US00D513697S

(12) **United States Design Patent**  
**Elwell et al.**

(10) **Patent No.:** **US D513,697 S**  
(45) **Date of Patent:** **\*\* Jan. 24, 2006**

(54) **IRON CROSS DOOR HANDLE COVER**

(75) Inventors: **James P. Elwell**, Johnston, IA (US);  
**Phillip D. Kolbo**, Ames, IA (US)

(73) Assignee: **Putco, Inc.**, Story City, IA (US)

(\*\*) Term: **14 Years**

(21) Appl. No.: **29/221,584**

(22) Filed: **Jan. 17, 2005**

(51) **LOC (8) Cl.** ..... **08-06**

(52) **U.S. Cl.** ..... **D8/322; D8/305**

(58) **Field of Classification Search** ..... D8/300,  
D8/305, 307, 312, 314-319, 338, 499; D11/79,  
D11/81, 108, 109, 180-181, 172; D15/89;  
16/DIG. 18-19, 436, DIG. 40; D12/114,  
D12/178; D99/43, 99, 27

See application file for complete search history.

(56) **References Cited**

**U.S. PATENT DOCUMENTS**

D196,834 S \* 11/1963 Smith ..... D8/307  
D367,600 S \* 3/1996 Caugh et al. .... D8/305

**OTHER PUBLICATIONS**

[Retrieved from Internet on May 19, 2005],URL:http://  
www.cgi.ebay.com/ebaymotors/ws/eBayISAPI.d11?View-  
Item&rd=1&item=7974744345&.\*

\* cited by examiner

*Primary Examiner*—Stella Reid

*Assistant Examiner*—Jean E. McCormick

(74) *Attorney, Agent, or Firm*—McKee, Voorhees & Sease,  
P.L.C.

(57) **CLAIM**

We claim the ornamental design for an iron cross door  
handle cover, substantially as shown.

**DESCRIPTION**

FIG. 1 is a top plan view of the iron cross door handle cover,  
showing our new design;

FIG. 2 is a side view thereof;


FIG. 3 is the opposite side view thereof;


FIG. 4 is an end view thereof;

FIG. 5 is the opposite end view thereof; and,


FIG. 6 is a bottom plan view thereof.

**1 Claim, 1 Drawing Sheet**






*Fig. 1*



*Fig. 2*




*Fig. 3*



*Fig. 4*



*Fig. 5*



*Fig. 6*