



US00D513687S

(12) **United States Design Patent**  
**Destrooper**

(10) **Patent No.:** **US D513,687 S**  
(45) **Date of Patent:** **\*\* Jan. 24, 2006**

(54) **CHOCOLATE CUP**  
(75) Inventor: **Patrick Destrooper, Lo (BE)**  
(73) Assignee: **Hanssens, naamloze vennootschap, Veurne (BE)**  
(\*\*) Term: **14 Years**  
(21) Appl. No.: **29/197,404**  
(22) Filed: **Jan. 15, 2004**  
(30) **Foreign Application Priority Data**  
Jul. 16, 2003 (CA) ..... 103666

2,156,145 A \* 4/1939 Cavett ..... 99/439  
D127,460 S \* 5/1941 Thomas ..... D1/127  
D213,166 S \* 1/1969 Stanley ..... D1/118  
D220,375 S \* 4/1971 Dogliotti ..... D1/127  
D243,816 S \* 3/1977 Achenbach ..... D7/532  
D244,501 S \* 5/1977 Jacobus ..... D7/523  
D247,277 S \* 2/1978 Andersen ..... D7/536  
D266,305 S \* 9/1982 Scheurer ..... D7/605  
D325,112 S \* 4/1992 Thompson ..... D1/118  
D329,934 S \* 10/1992 Dywan ..... D1/122  
D369,451 S \* 5/1996 Gornet et al. .... D1/111  
D378,795 S \* 4/1997 King ..... D7/608  
D396,337 S \* 7/1998 Waggoner ..... D1/127  
D398,135 S \* 9/1998 Biniaris ..... D1/101  
D404,536 S \* 1/1999 Hepworth ..... D1/122  
D454,034 S \* 3/2002 McLaughlin ..... D7/607

(51) **LOC (8) Cl.** ..... **07-01**  
(52) **U.S. Cl.** ..... **D7/523; D7/509; D1/118**  
(58) **Field of Classification Search** ..... D1/106,  
D1/116, 118, 124, 127, 130, 122, 111, 101,  
D1/102; D7/507, 509, 515, 523, 532, 521,  
D7/619.2, 605, 607, 624.4, 608, 624.1; D9/503,  
D9/500; 99/439; 473/604; 446/487, 486;  
446/220/675, 604, 903; 426/143, 104, 631,  
426/76, 94, 138, 139, 275, 95, 89; 206/503,  
206/505, 217, 219; 229/400; 215/13.1, 12.1,  
215/386, 382, 395  
See application file for complete search history.

\* cited by examiner

*Primary Examiner*—M. N. Pandozzi  
(74) *Attorney, Agent, or Firm*—Bacon & Thomas, PLLC

(57) **CLAIM**


The ornamental design for a chocolate cup, as shown.

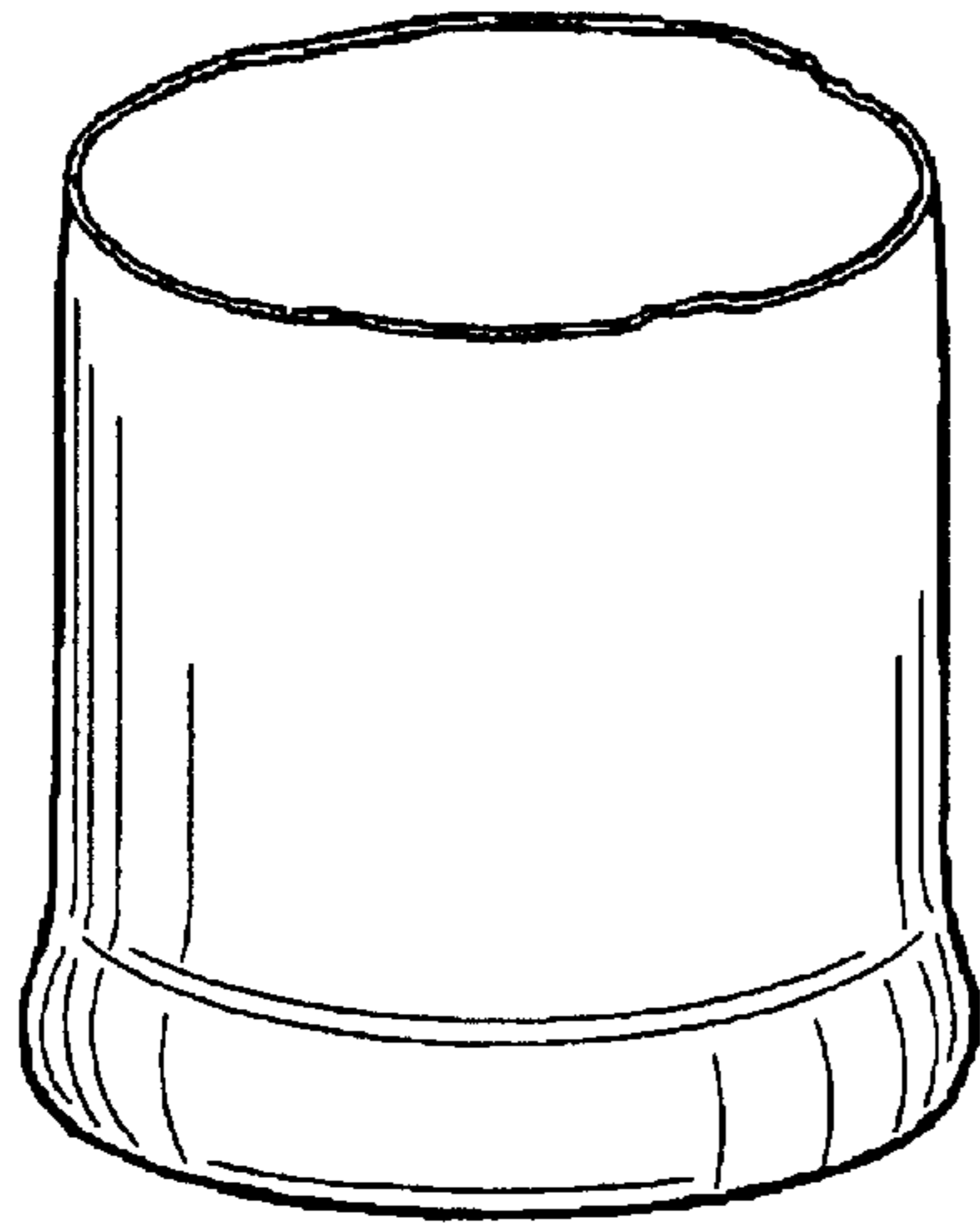
**DESCRIPTION**

FIG. 1 illustrates a perspective view of a chocolate cup;  
FIG. 2 illustrates a front view of a chocolate cup;  
FIG. 3 illustrates a rear view of a chocolate cup;  
FIG. 4 illustrates a left side view of a chocolate cup;  
FIG. 5 illustrates a right side view of a chocolate cup;  
FIG. 6 illustrates a top view of a chocolate cup;  
FIG. 7 illustrates a bottom view of a chocolate cup; and,  
FIG. 8 illustrates a section along line VIII—VIII in FIG. 6.


(56) **References Cited**  
U.S. PATENT DOCUMENTS  
D25,318 S \* 3/1896 Perky ..... D1/124  
D66,672 S \* 2/1925 Dresser ..... D1/118  
D88,614 S \* 12/1932 Allen et al. .... D7/521  
D92,219 S \* 5/1934 Walton ..... D7/509  
2,153,957 A \* 4/1939 Davis ..... 446/486

**1 Claim, 2 Drawing Sheets**







*Fig. 1*




*Fig. 2*



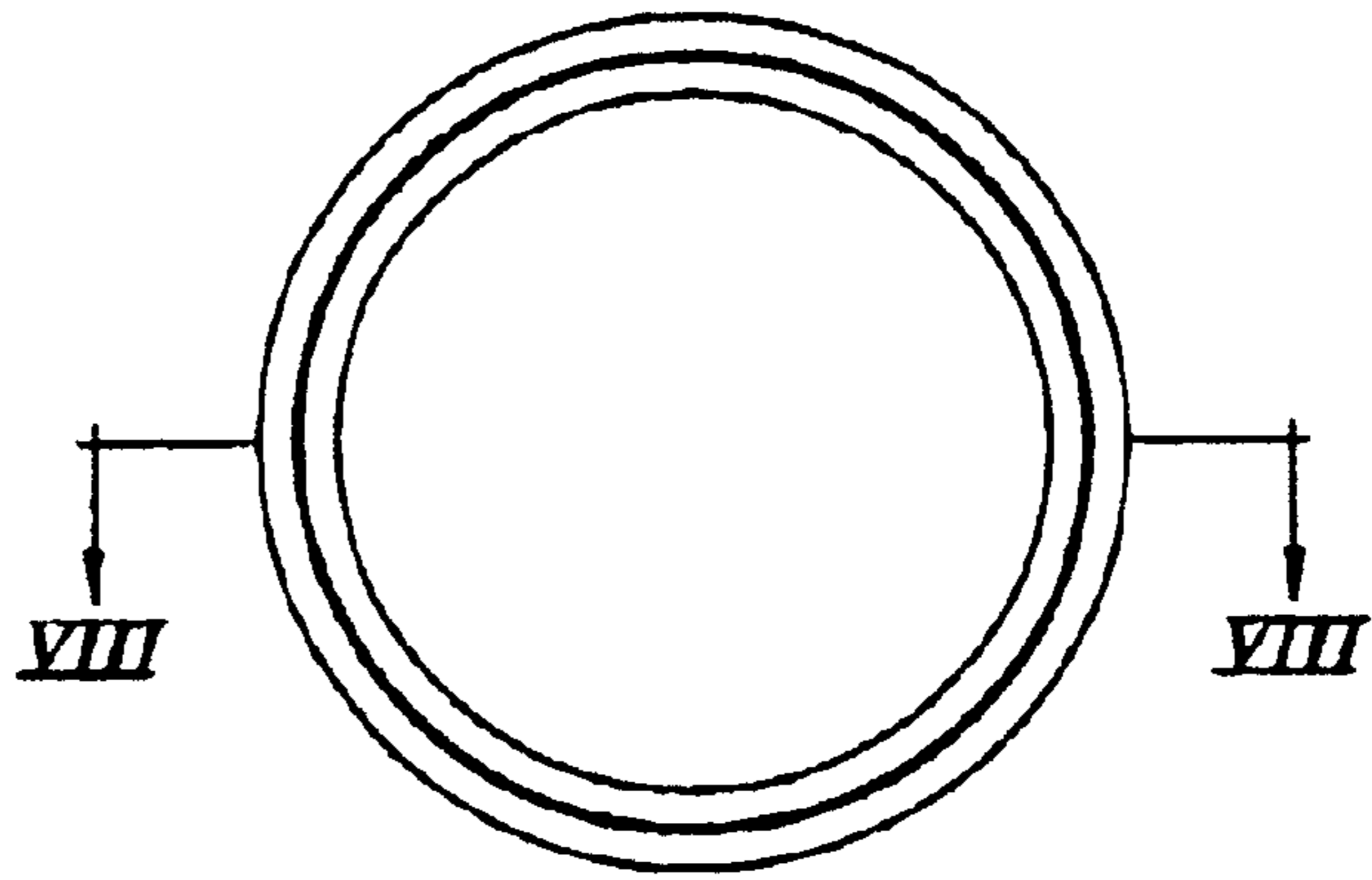
*Fig. 3*




*Fig. 4*




*Fig. 5*



*Fig. 6*



*Fig. 7*



*Fig. 8*