

US00D513676S

(12) **United States Design Patent**
Vaaler

(10) **Patent No.:** **US D513,676 S**
(45) **Date of Patent:** **** Jan. 24, 2006**

(54) **TABLE**

D465,111 S * 11/2002 McDaniel et al. D6/480

(75) **Inventor:** **Lawrence I. Vaaler**, Boone, NC (US)

(73) **Assignee:** **Bernhardt, L.L.C.**, Lenoir, NC (US)

(**) **Term:** **14 Years**

(21) **Appl. No.:** **29/211,091**

(22) **Filed:** **Aug. 11, 2004**

(51) **LOC (8) Cl.** **06-03**

(52) **U.S. Cl.** **D6/480**

(58) **Field of Classification Search** D6/480-489,
D6/495-499, 511, 429-431; 108/150, 153.1,
108/155, 156, 157.1, 161; 248/188, 188.1,
248/188.8

See application file for complete search history.

(56) **References Cited**

U.S. PATENT DOCUMENTS

D355,800 S	*	2/1995	Ward	D6/484
D424,837 S	*	5/2000	Hazen et al.	D6/480
D459,612 S	*	7/2002	Vaaler	D6/432
D459,621 S		7/2002	O'Hare et al.	D6/484

OTHER PUBLICATIONS

Drexel Pinehurst, Aug. 2000, p. 16 table.*
Ethan Allen Rectangular Dining Table, Photocopy enclosed.
Pennsylvania House, Jun. 1994, p. 137, photocopy enclosed.

* cited by examiner

Primary Examiner—Janice E. Seeger

(74) *Attorney, Agent, or Firm*—MacCord Mason PLLC

(57) **CLAIM**

The ornamental design for a table, as shown and described.

DESCRIPTION

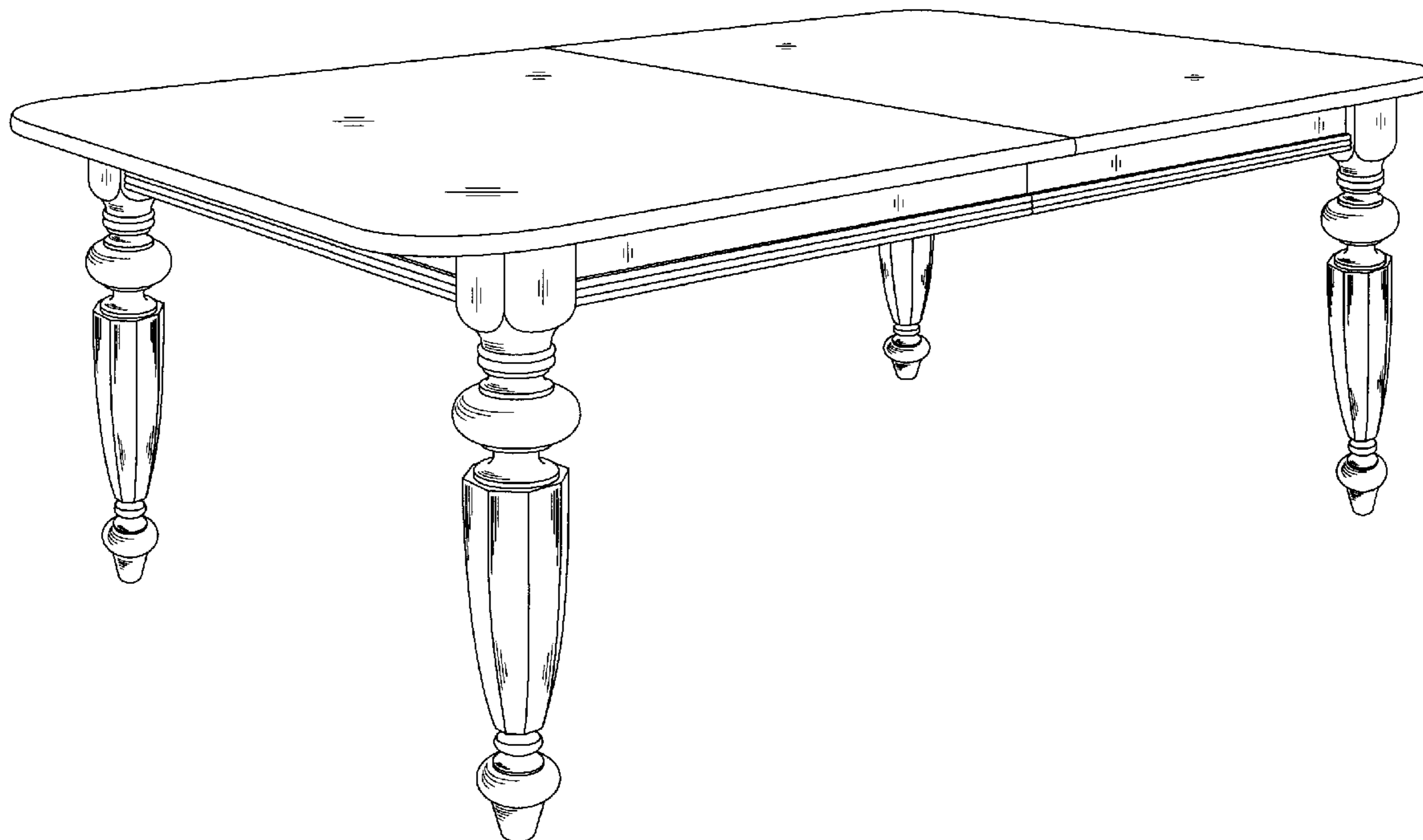
FIG. 1 is a perspective view of a table showing my new design;

FIG. 2 is an end view, the opposite end being a mirror image thereof;

FIG. 3 is a side view, the opposite side being a mirror image thereof; and,

FIG. 4 is a top view thereof.

1 Claim, 4 Drawing Sheets



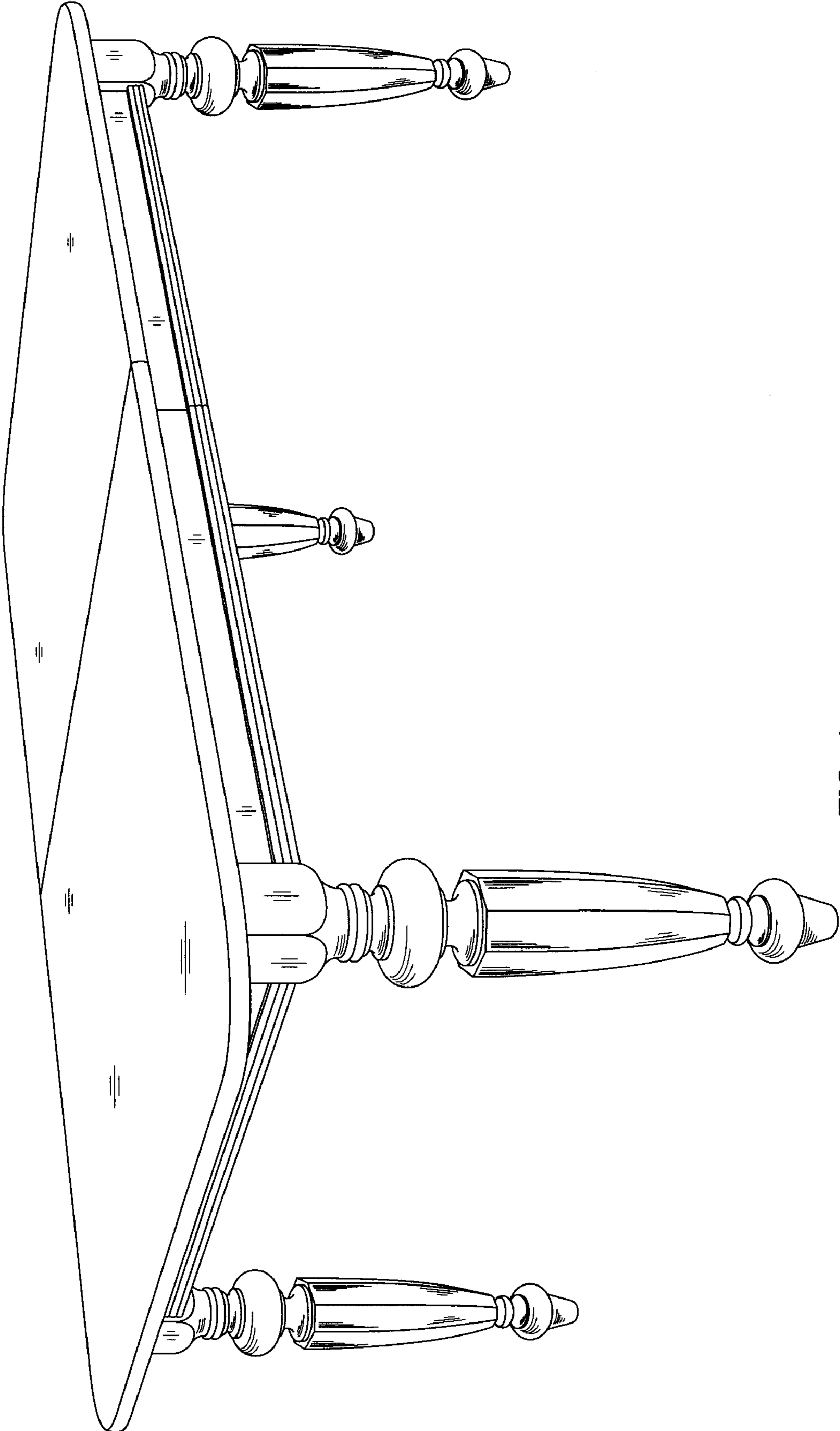


FIG. 1




FIG. 2

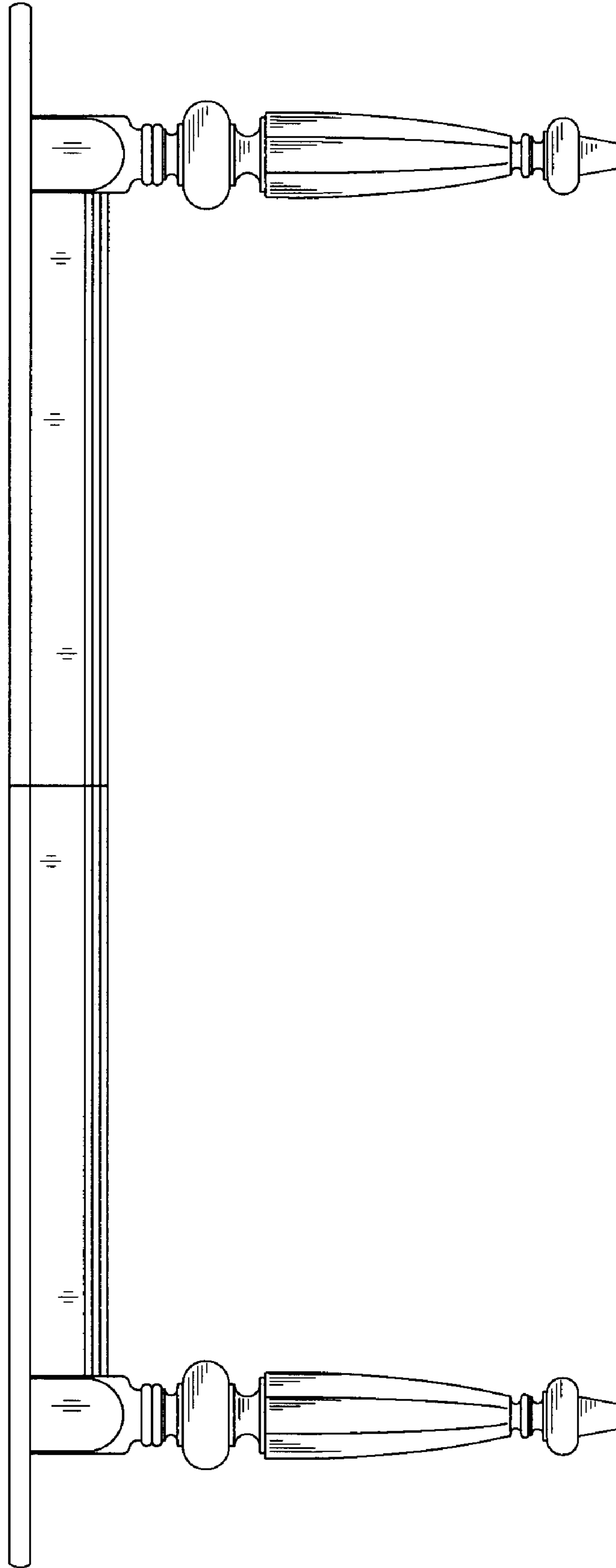


FIG. 3




FIG. 4