



US00D513664S

(12) **United States Design Patent**  
**Gruelle**

(10) **Patent No.:** **US D513,664 S**

(45) **Date of Patent:** **\*\* Jan. 24, 2006**

(54) **BOOT**

(76) **Inventor:** **Kit Gruelle**, 160 Crows Creek,  
Pittsboro, NC (US) 27312

(\*\*) **Term:** **14 Years**

(21) **Appl. No.:** **29/189,210**

(22) **Filed:** **Aug. 29, 2003**

(51) **LOC (8) Cl.** ..... **02-99**

(52) **U.S. Cl.** ..... **D2/972; D2/970**

(58) **Field of Classification Search** ..... D2/910-912,  
D2/969, 90, 970, 972; 36/83

See application file for complete search history.

(56) **References Cited**

**U.S. PATENT DOCUMENTS**

D198,307 S	*	6/1964	Cohn	.....	D2/910
D208,392 S	*	8/1967	Vise et al.	.....	D2/910
D213,035 S	*	12/1968	Murray	.....	D2/910
D253,496 S	*	11/1979	Douglas	.....	D2/910
D282,501 S	*	2/1986	Lama	.....	D2/912

D350,428 S	*	9/1994	McAlpine	.....	D2/910
D366,560 S	*	1/1996	Reedy et al.	.....	D2/912
D398,146 S	*	9/1998	Herndon	.....	D2/970
D403,844 S	*	1/1999	Chaigneau	.....	D2/910
D426,942 S	*	6/2000	Doubleday	.....	D2/910

\* cited by examiner

*Primary Examiner*—Dominic Simone

(74) *Attorney, Agent, or Firm*—Coats & Bennett, P.L.L.C.

(57) **CLAIM**

The ornamental design for a boot, as shown and described.

**DESCRIPTION**

FIG. 1 is a perspective view of the boot.

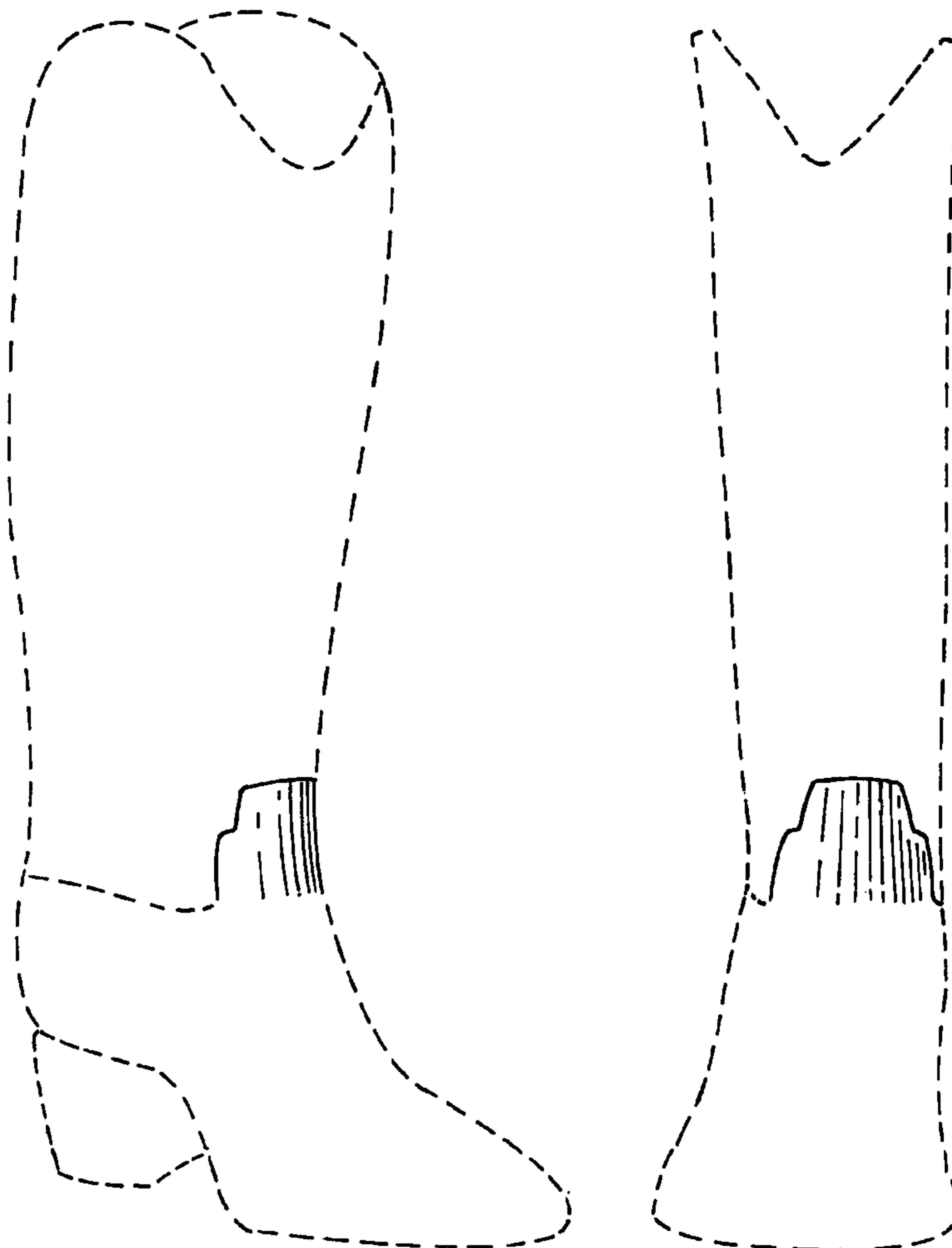
FIG. 2 is a front elevational view of the boot; and,

FIG. 3 is a side elevational view of the boot with the opposite side being a mirror image of the same.

The top, bottom and back of the boot form no part of the claimed design.

The broken lines form no part of the claimed design.

**1 Claim, 2 Drawing Sheets**



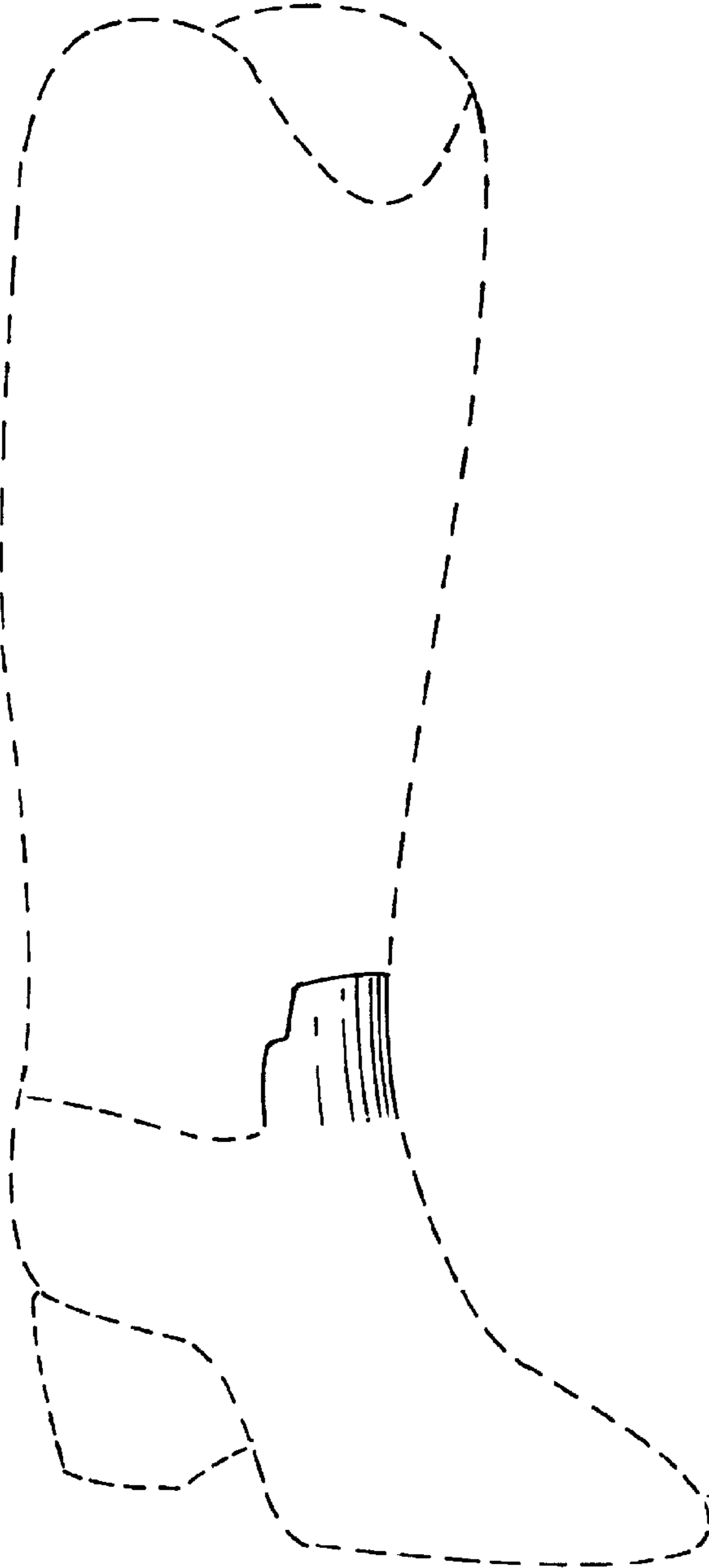


FIG. 1

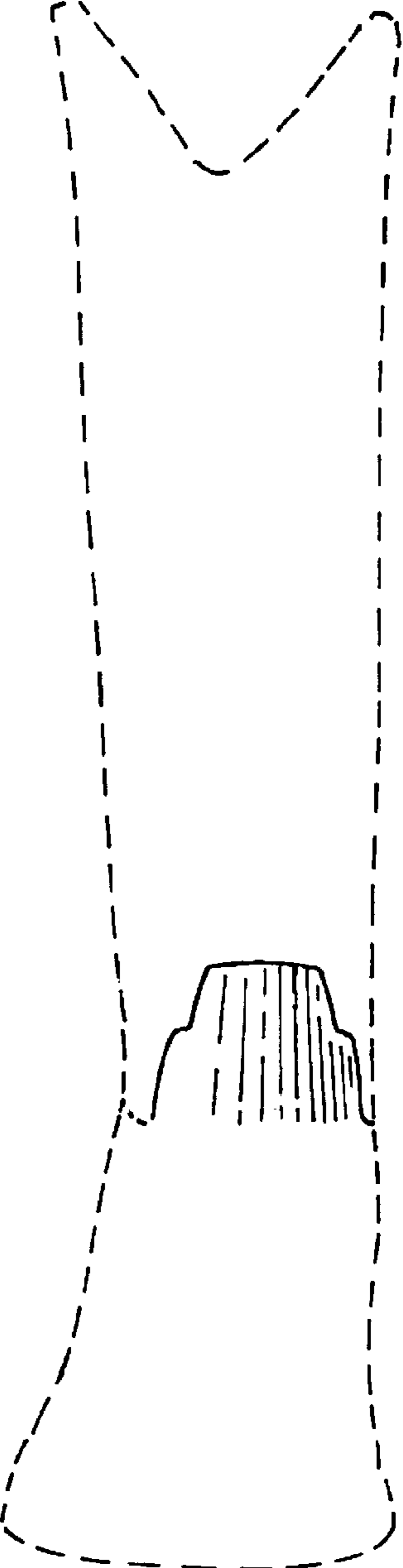


FIG. 2

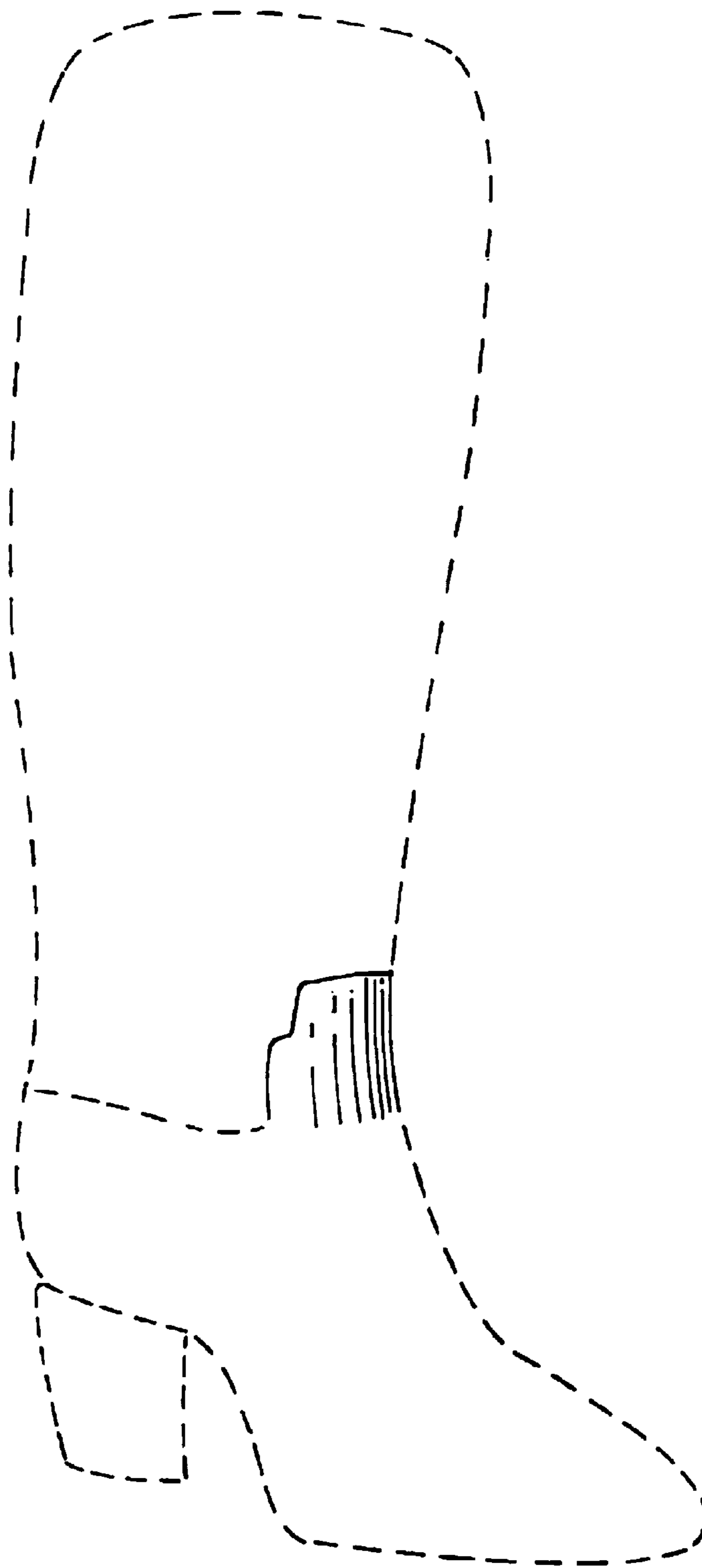


FIG. 3