



US00D513662S

(12) **United States Design Patent**
Bayly et al.

(10) **Patent No.: US D513,662 S**
(45) **Date of Patent: ** Jan. 24, 2006**

- (54) **SHOE INSOLE**
- (75) Inventors: **Mark Simon Bayly**, Eltham North (AU); **Priscilla Berry**, St. Kilda West (AU)
- (73) Assignee: **SSL International PLC**, London (GB)
- (**) Term: **14 Years**
- (21) Appl. No.: **29/192,324**
- (22) Filed: **Oct. 17, 2003**
(Under 37 CFR 1.47)

- 1,729,725 A 10/1929 Krebs
- 2,057,510 A 10/1936 Block
- 2,839,846 A 6/1958 Pappas
- 5,138,774 A 8/1992 Sarkozi
- 6,301,807 B1 10/2001 Gardiner
- D456,127 S * 4/2002 Grisoni et al. D2/961
- 6,598,321 B2 * 7/2003 Crane et al. 36/43

* cited by examiner

Primary Examiner—Dominic Simone
(74) *Attorney, Agent, or Firm*—Finnegan, Henderson, Farabow, Garrett & Dunner LLP

(30) **Foreign Application Priority Data**

Apr. 17, 2003 (AU) 1296/2003

- (51) **LOC (8) Cl.** **02-99**
- (52) **U.S. Cl.** **D2/961**
- (58) **Field of Classification Search** D2/961;
36/43, 44, 71, 145, 149, 154
See application file for complete search history.

(57) **CLAIM**

The ornamental design for shoe insole, as shown and described.

DESCRIPTION

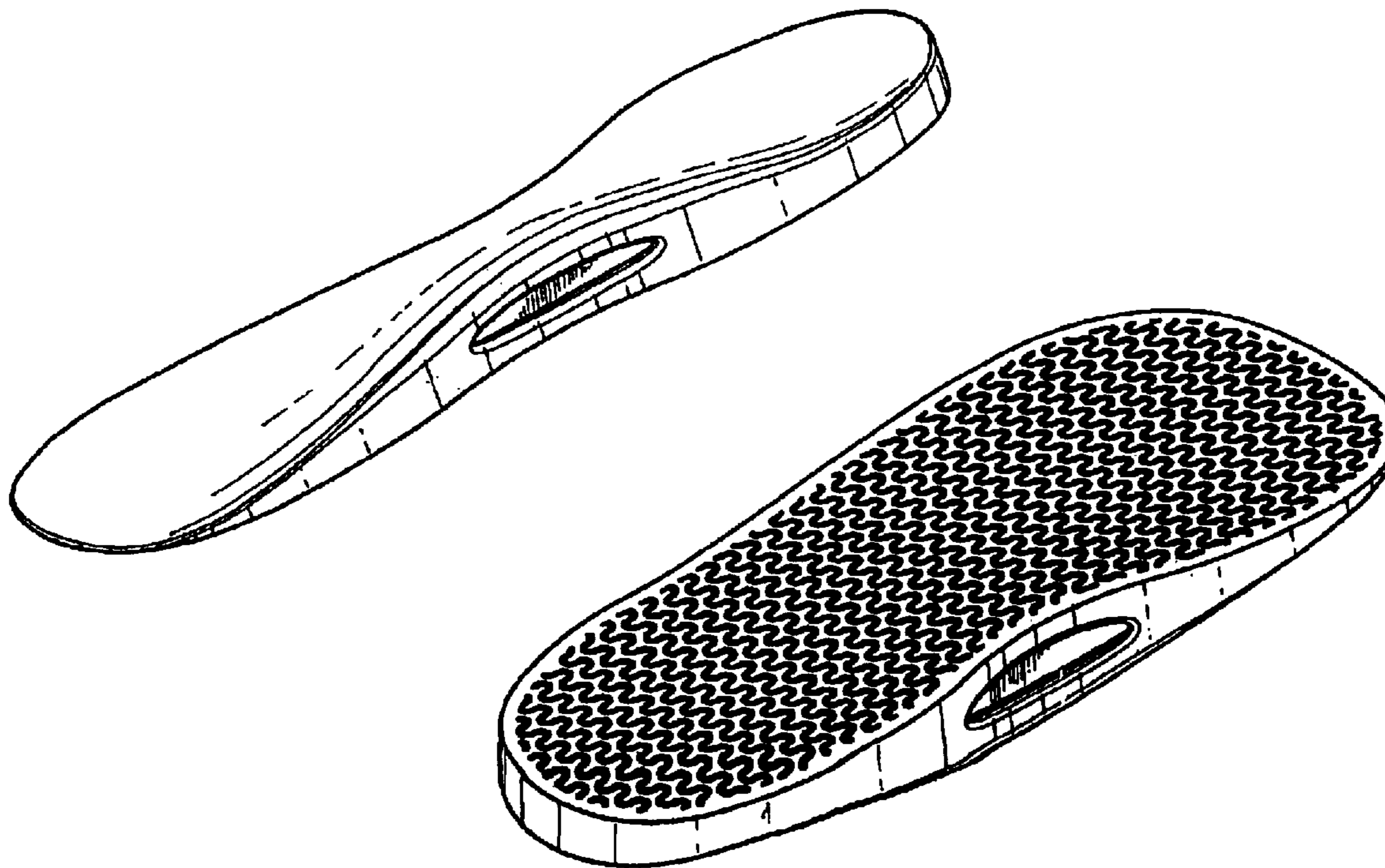
FIG. 1 is a top plan view of the shoe insole of this invention; FIG. 2 is a left side plan view of the shoe insole of FIG. 1; FIG. 3 is a bottom plan view of the shoe insole of FIG. 1; FIG. 4 is a right side plan view of the shoe insole of FIG. 1; FIG. 5 is a front plan view of the shoe insole of FIG. 1; FIG. 6 is a rear plan view of the shoe insole of FIG. 1; FIG. 7 is a top perspective view of the shoe insole of FIG. 1; and, FIG. 8 is a bottom perspective view of the shoe insole of FIG. 1.

(56) **References Cited**

U.S. PATENT DOCUMENTS

- 1,378,398 A 5/1921 Block
- 1,426,750 A 8/1922 Lustig
- 1,469,607 A 10/1923 Scholl
- 1,546,740 A 7/1925 McQueeney
- 1,709,672 A 4/1929 Kingman

1 Claim, 2 Drawing Sheets



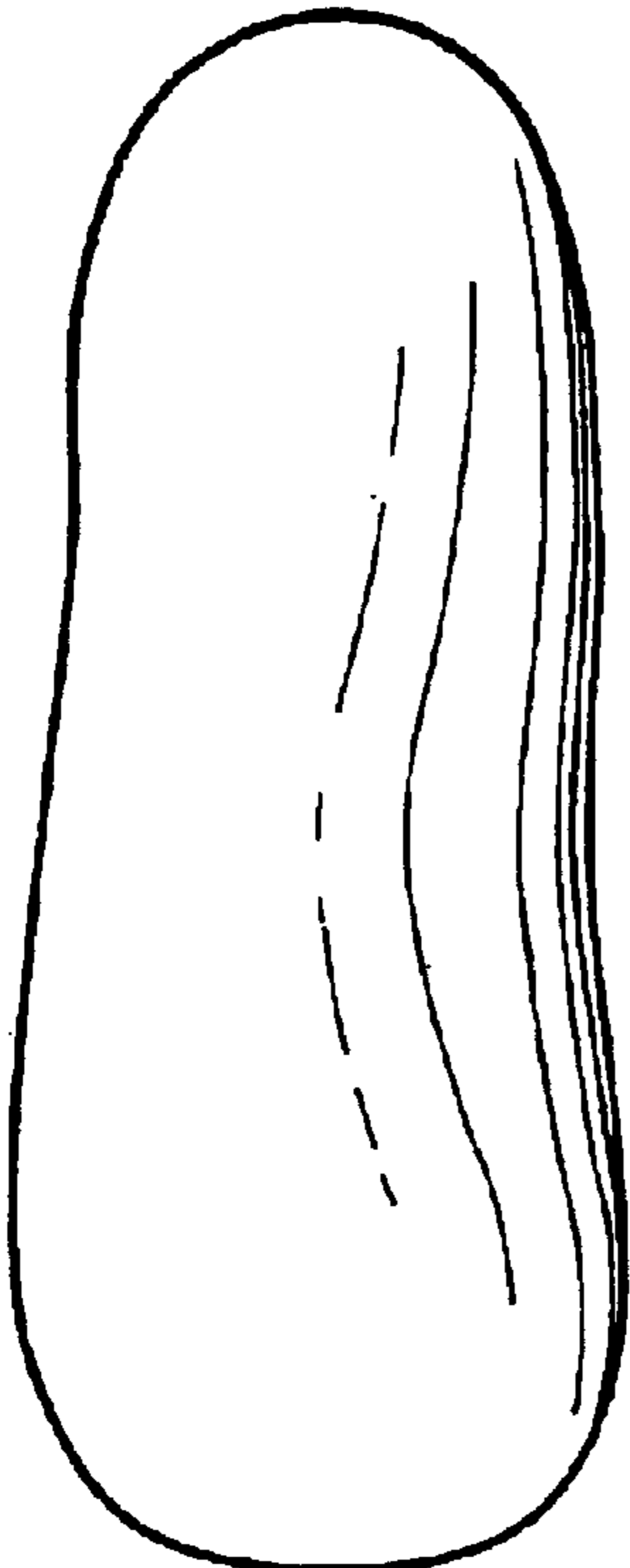


FIG 1



FIG 2

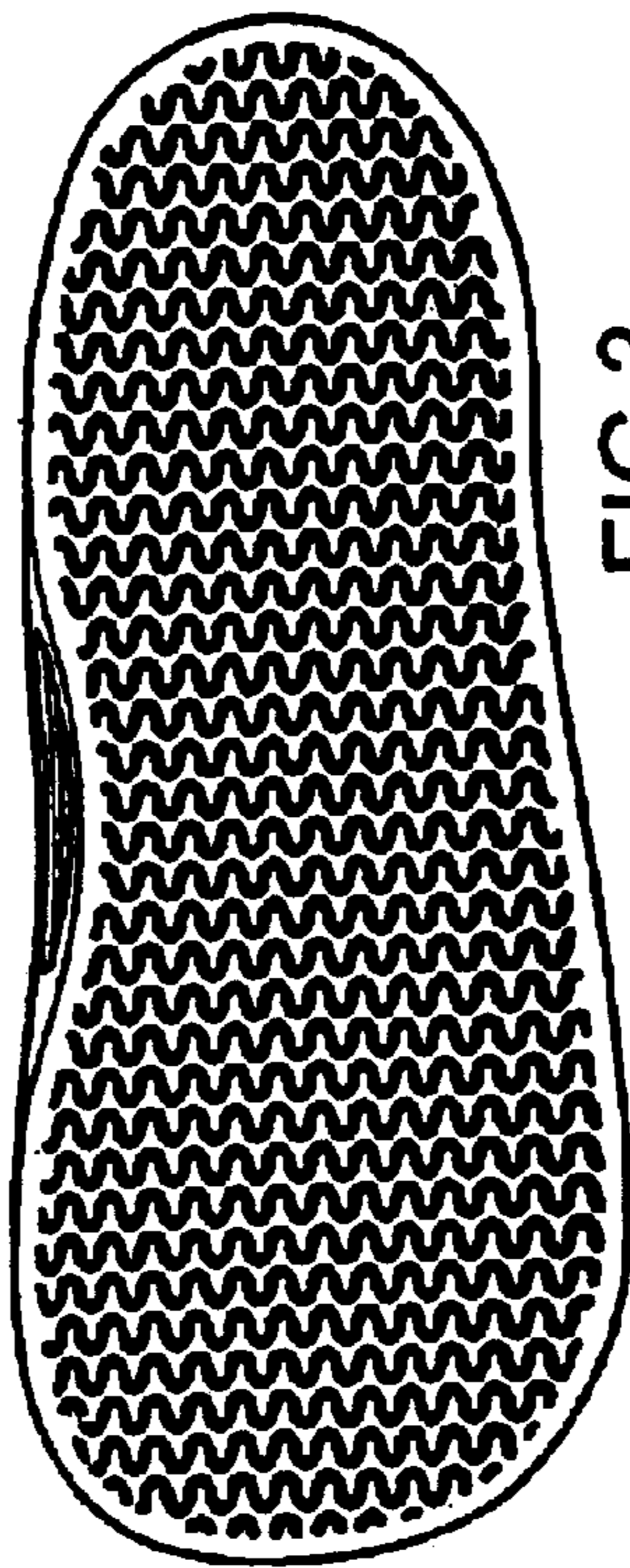


FIG 3



FIG 4



FIG 5



FIG 6

