



US00D513657S

(12) **United States Design Patent**  
**Jaskuloski**

(10) **Patent No.:** **US D513,657 S**  
(45) **Date of Patent:** **\*\* Jan. 24, 2006**

(54) **LOOP AND PILE SEALABLE SLEEPING BAG**

(76) Inventor: **Delbert E. Jaskuloski**, 538 S. Jeremy St., Salt Lake City, UT (US) 84104

(\*\*) Term: **14 Years**

(21) Appl. No.: **29/219,092**

(22) Filed: **Dec. 6, 2004**

(51) **LOC (8) Cl.** ..... **02-01**

(52) **U.S. Cl.** ..... **D2/719; D6/596**

(58) **Field of Classification Search** ..... D2/718, D2/719, 720; D6/596, 597, 598, 605; D21/604, D21/611, 617, 618, 655; 2/69, 69.5; 5/413 R  
See application file for complete search history.

(56) **References Cited**

**U.S. PATENT DOCUMENTS**

- 1,583,419 A \* 5/1926 Perl ..... 5/413 R
- D165,700 S \* 1/1952 Schwartz ..... D2/719
- 3,334,363 A 8/1967 Lutz
- 3,564,629 A \* 2/1971 Rogius ..... 5/413 R
- 3,831,206 A 8/1974 Geary
- 4,091,482 A 5/1978 Malcolm
- D259,531 S \* 6/1981 Prouty et al. .... D2/719
- D269,658 S \* 7/1983 Bor ..... D2/719
- 4,674,130 A 6/1987 Coudron
- D304,256 S \* 10/1989 McEntee ..... D2/719
- 5,005,235 A \* 4/1991 Huang ..... 5/413 R

- 5,062,168 A \* 11/1991 Kocib ..... 5/413 R
- D329,248 S \* 9/1992 Brown ..... D6/333
- D331,310 S \* 12/1992 Mitchell ..... D2/719
- D401,736 S 12/1998 Shaw
- D405,585 S \* 2/1999 Stevens ..... D2/719
- 6,223,367 B1 5/2001 French et al.
- D456,661 S \* 5/2002 Henegan ..... D6/608
- D458,502 S \* 6/2002 Caban ..... D6/603
- D458,730 S \* 6/2002 Jeong ..... D2/719
- D461,032 S \* 8/2002 Epperson ..... D2/719
- D476,516 S \* 7/2003 Pigg ..... D6/596
- 6,704,953 B2 \* 3/2004 Fishman ..... 5/413 R

\* cited by examiner

*Primary Examiner*—Celia A. Murphy

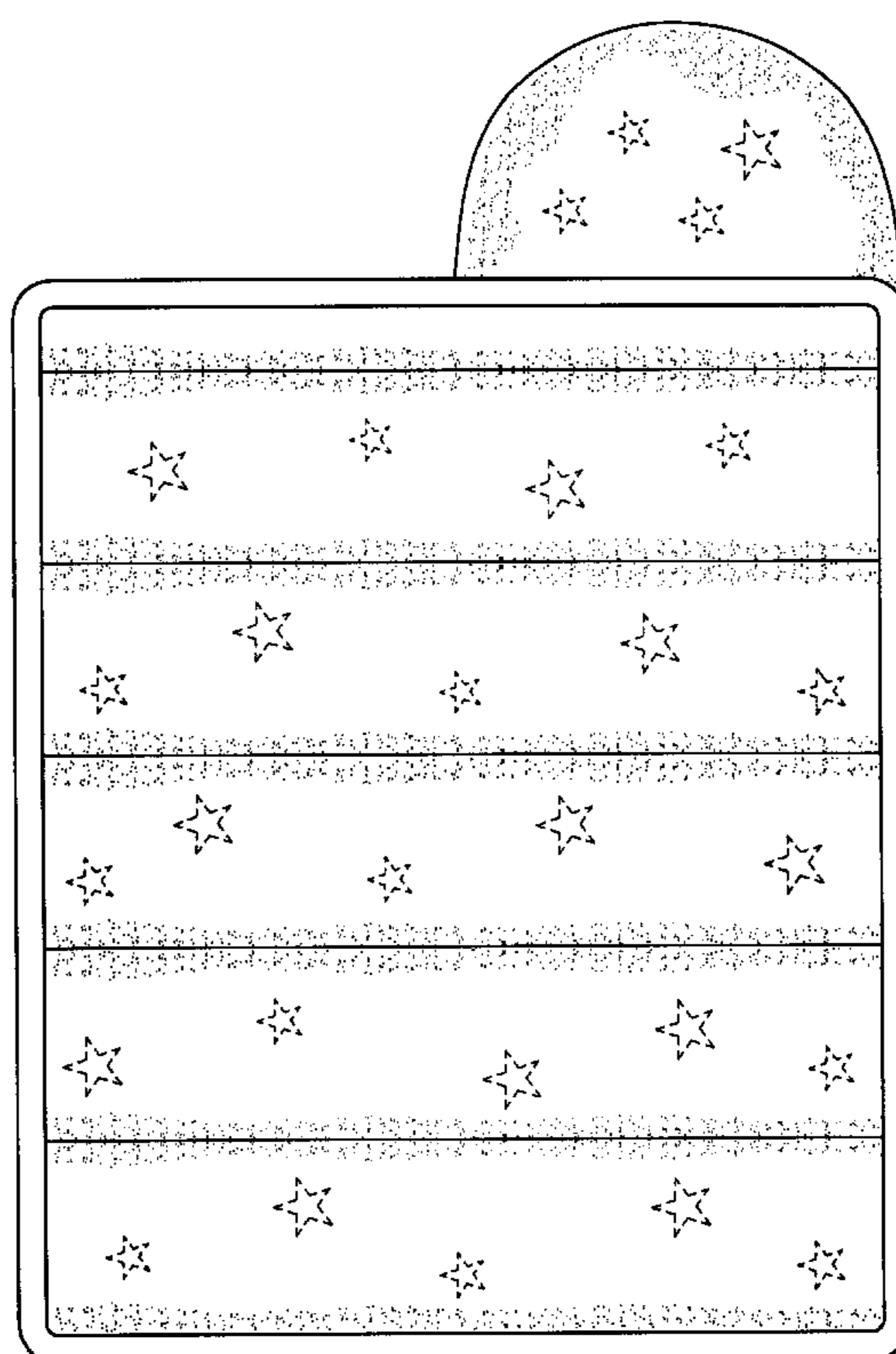
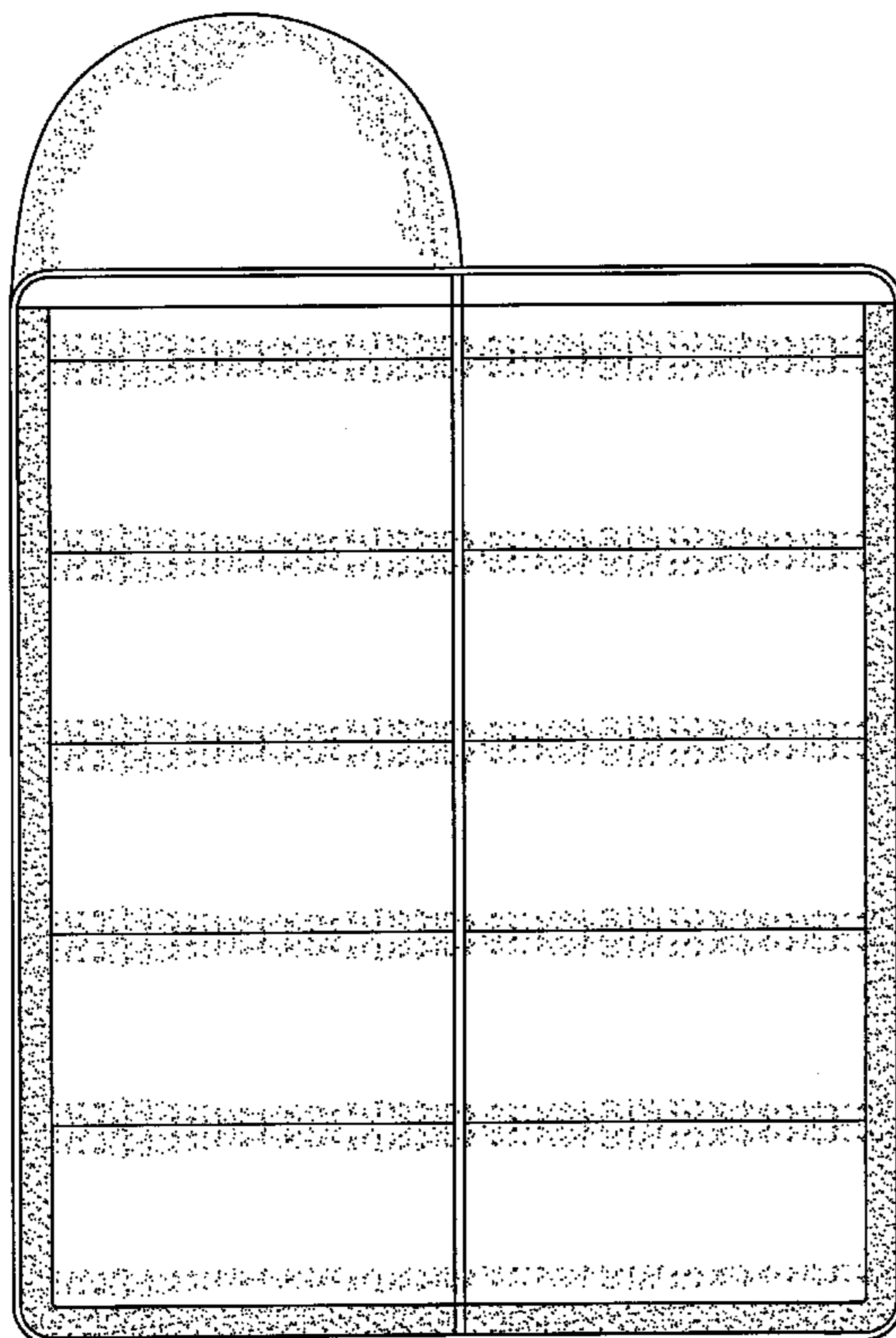
(57) **CLAIM**

I claim the ornamental design for a loop and pile sealable sleeping bag, as shown and described.

**DESCRIPTION**

FIG. 1 is a front elevational view of a loop and pile sealable sleeping bag showing my new design;  
FIG. 2 is a rear elevational view thereof;  
FIG. 3 is a side elevational view thereof;  
FIG. 4 is a bottom plan view thereof; and,  
FIG. 5 is a top plan view thereof.  
The star pattern shown in FIG. 2 illustrates the portion of the design that forms no part of the claim.

**1 Claim, 4 Drawing Sheets**



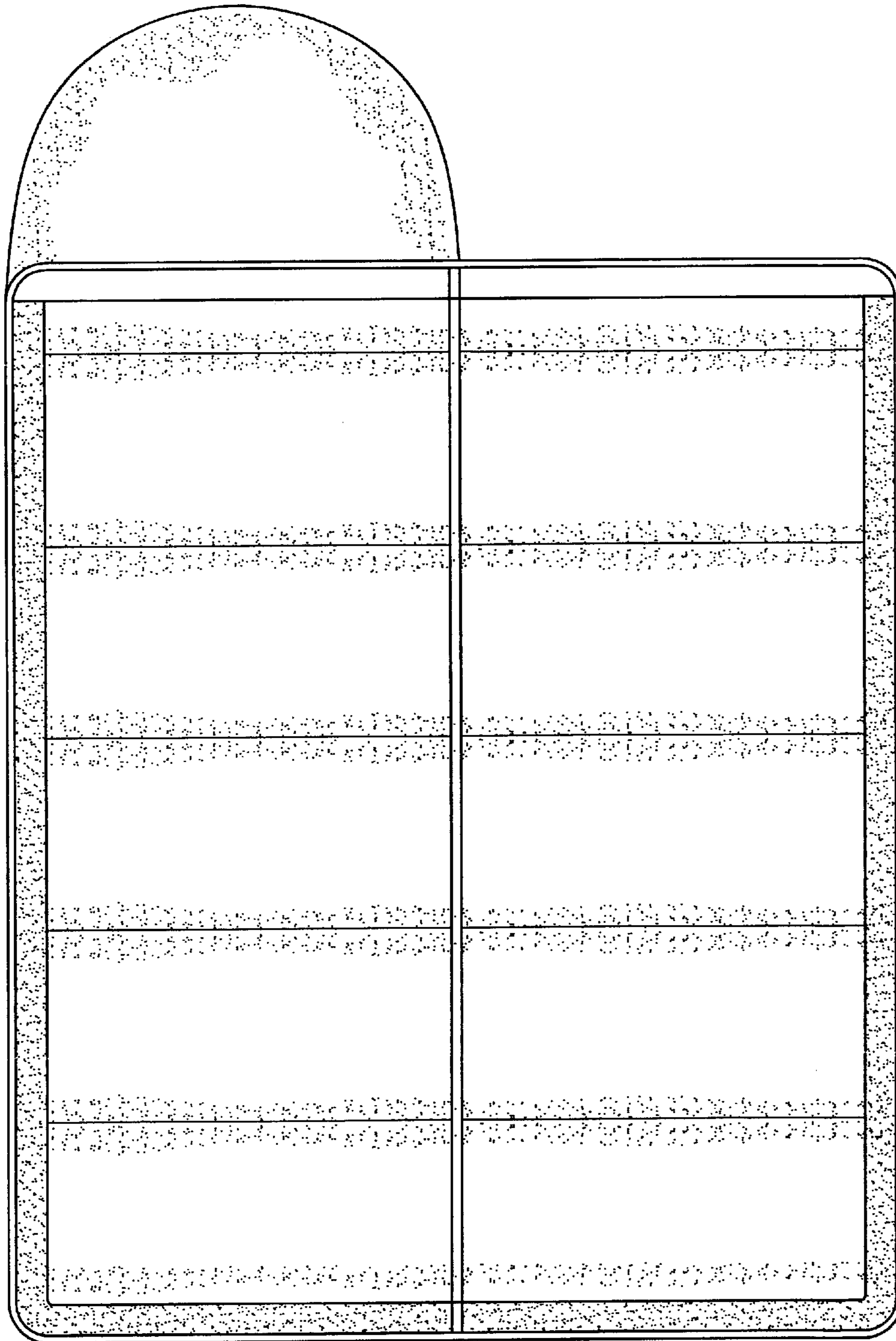


FIG.1

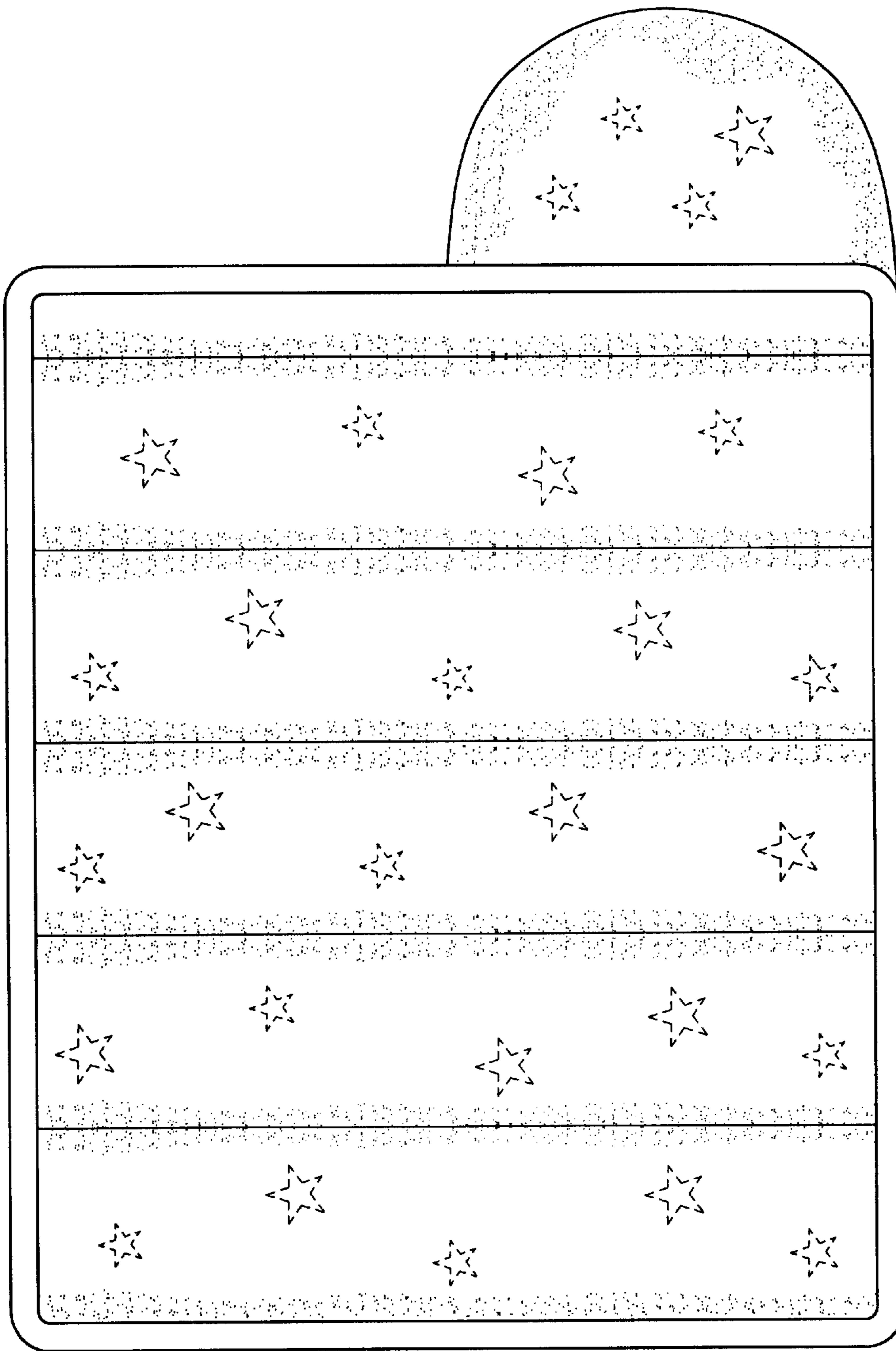


FIG. 2

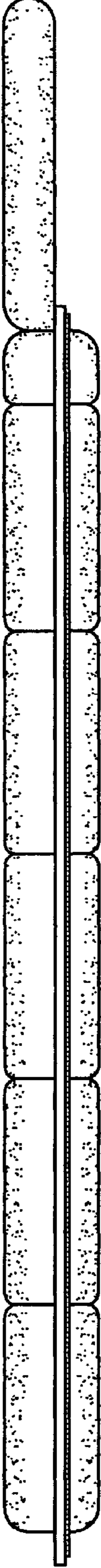


FIG.3

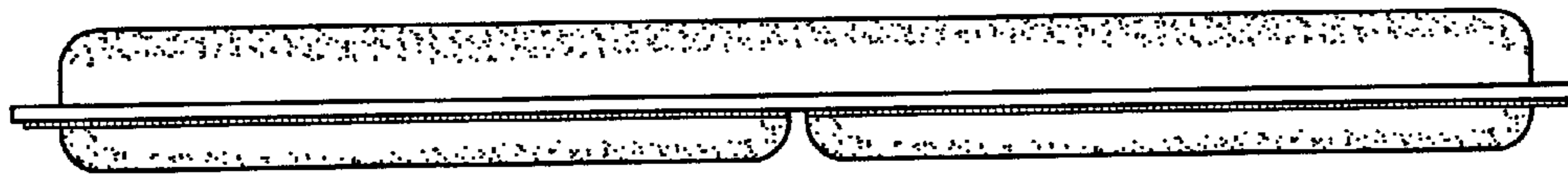


FIG.4

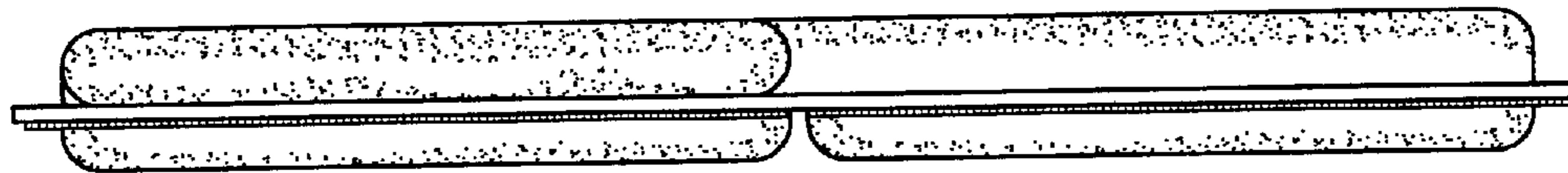


FIG.5