



US00D513654S

(12) **United States Design Patent**
Roper

(10) **Patent No.:** **US D513,654 S**
(45) **Date of Patent:** **** Jan. 24, 2006**

(54) **MESSAGING DEVICE**

(76) **Inventor:** **William Roper**, 5161 E. Serena Ave.,
Clovis, CA (US) 93619

(**) **Term:** **14 Years**

(21) **Appl. No.:** **29/221,721**

(22) **Filed:** **Jan. 20, 2005**

(51) **LOC (8) Cl.** **02-05**

(52) **U.S. Cl.** **D2/508**

(58) **Field of Classification Search** D2/500,
D2/506, 632, 508, 610; 2/823-824, 826,
2/207, 338-339, 170; D11/131, 136, 150,
D11/160, 157; D29/117.1, 118, 119, 123;
446/72, 369, 390, 302, 308; 5/640, 646
See application file for complete search history.

(56) **References Cited**

U.S. PATENT DOCUMENTS

D72,551 S	*	5/1927	Drummond	D29/118
D279,141 S	*	6/1985	Poland	D2/632
D279,727 S		7/1985	Mitchell		
D280,570 S	*	9/1985	Stanley et al.	D2/632
4,724,548 A	*	2/1988	London	2/338
D297,750 S	*	9/1988	Loudenslager	D21/623
4,878,871 A		11/1989	Noto		
5,201,073 A		4/1993	Spanier		
D339,484 S	*	9/1993	Greene et al.	D6/453
D363,876 S	*	11/1995	Morissette	D8/373
5,477,560 A		12/1995	Shope		
D377,815 S		2/1997	Deprima		
D397,538 S	*	9/1998	Hannah	D2/508
6,030,274 A		2/2000	Kaplan		

D432,599 S	10/2000	Jager
D458,436 S	6/2002	Santillana
D460,481 S	7/2002	Gravino
2003/0150149 A1	8/2003	Quick

* cited by examiner

Primary Examiner—Paula A. Greene
(74) *Attorney, Agent, or Firm*—Raymond Sun

(57) **CLAIM**

The ornamental design for the messaging device, as shown and described.

DESCRIPTION

FIG. 1 is a front perspective view of my messaging device shown in use.

FIG. 2 is a rear perspective view of my messaging device of FIG. 1 shown in use.

FIG. 3 is a front plan view of my messaging device of FIG. 1.

FIG. 4 is a rear plan view of my messaging device of FIG. 1.

FIG. 5 is a top plan view of my messaging device of FIG. 1.

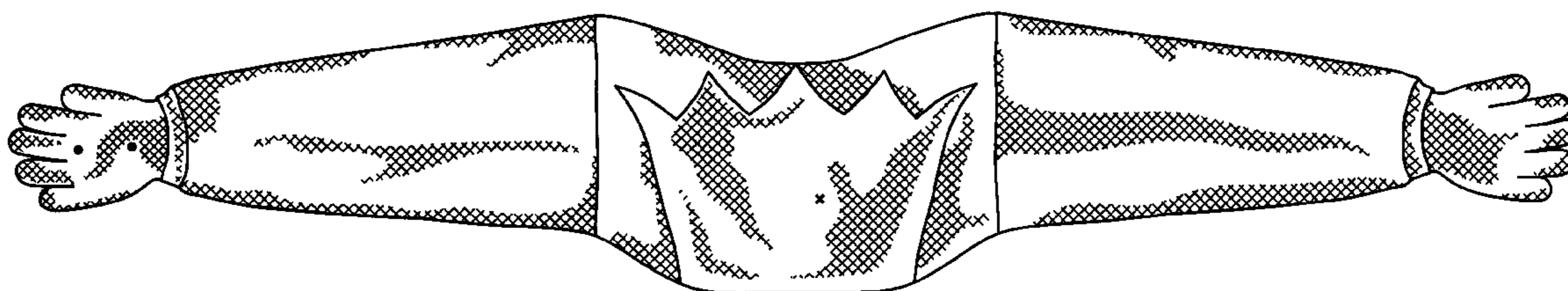
FIG. 6 is a bottom plan view of my messaging device of FIG. 1.

FIG. 7 is a left plan view of my messaging device of FIG. 1; and,

FIG. 8 is a right plan view of my messaging device of FIG. 1.

The dotted lines is for illustrative purposes only and forms no part of the claimed design.

1 Claim, 3 Drawing Sheets



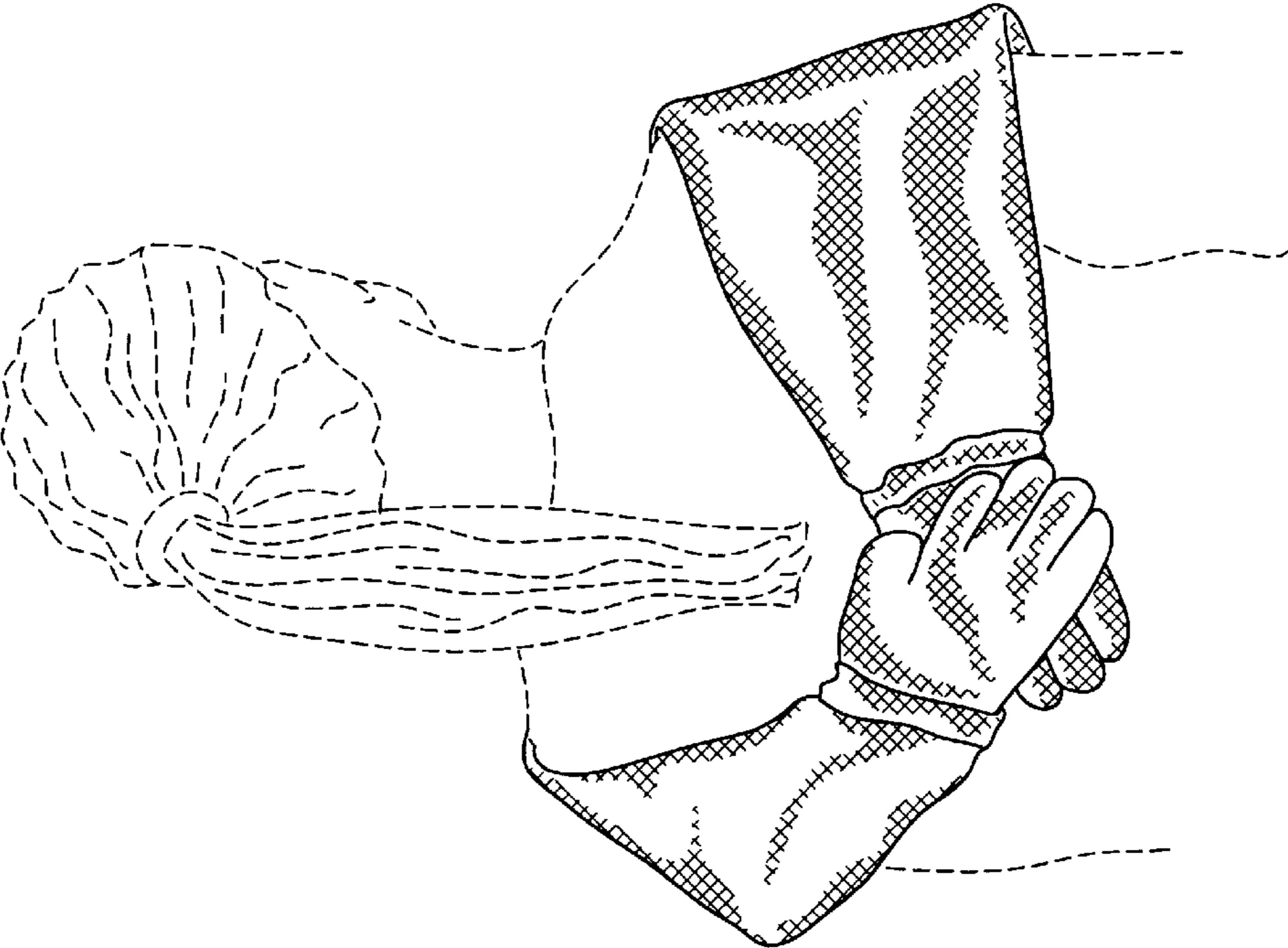


FIG. 2

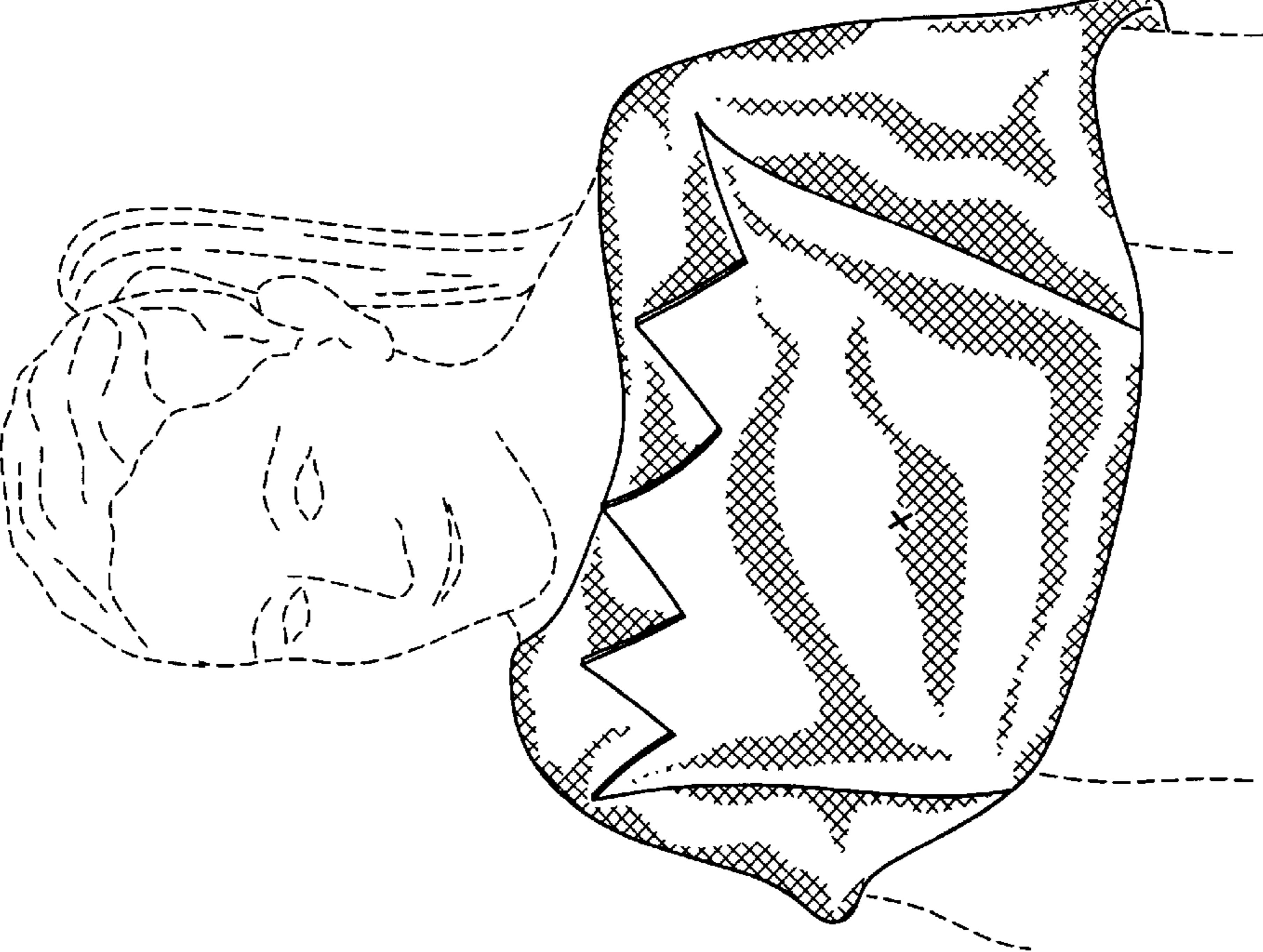


FIG. 1

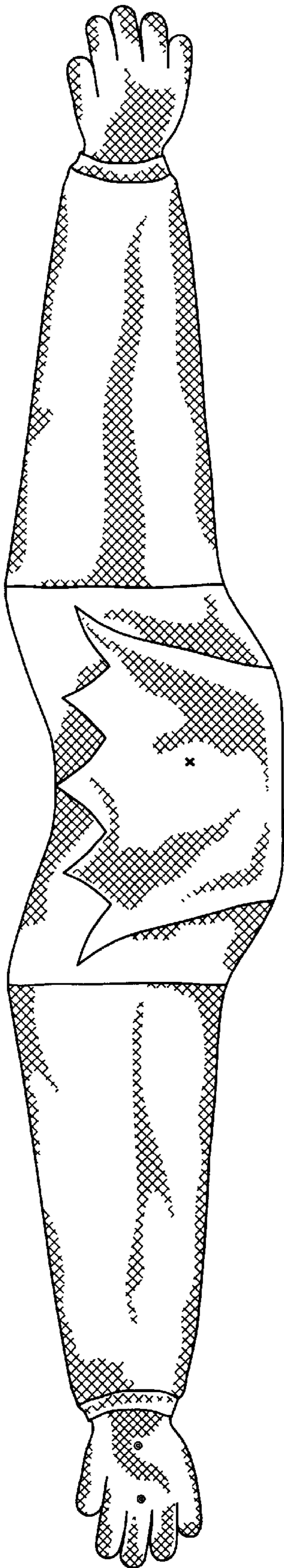


FIG. 3




FIG. 4



FIG. 5



FIG. 6



FIG. 7



FIG. 8