



US00D513643S

(12) **United States Design Patent**
Vakil et al.

(10) **Patent No.:** **US D513,643 S**
(45) **Date of Patent:** **** Jan. 17, 2006**

(54) **LIGHT FIXTURE**

(75) Inventors: **Usman Vakil**, Walnut, CA (US); **Brian John Halliwell**, Walnut, CA (US)

(73) Assignee: **Lights of America, Inc.**, Walnut, CA (US)

(**) Term: **14 Years**

(21) Appl. No.: **29/189,392**

(22) Filed: **Sep. 3, 2003**

(51) **LOC (8) Cl.** **26-03**

(52) **U.S. Cl.** **D26/76**

(58) **Field of Classification Search** D26/72,
D26/75-78, 80; 362/217-225, 147
See application file for complete search history.

(56) **References Cited**

U.S. PATENT DOCUMENTS

- D330,269 S * 10/1992 Hong D26/76
- D356,382 S * 3/1995 Jaksich D26/75
- D444,587 S * 7/2001 Hastings et al. D26/76

- D463,058 S * 9/2002 Nourishad D26/76
- D486,263 S * 2/2004 Grothe et al. D26/118
- D496,122 S * 9/2004 Kan D26/76

* cited by examiner

Primary Examiner—Clare E Heflin

(74) *Attorney, Agent, or Firm*—Bergman Kuta LLP



(57) **CLAIM**

The ornamental design for a light fixture, as shown and described.

DESCRIPTION

FIG. 1 is a upper-front prospective view of the light fixture. FIG. 2 is a front view of the light fixture of FIG. 1. FIG. 3 is a rear view of the light fixture of FIG. 1. FIG. 4 is a top view of the light fixture of FIG. 1. FIG. 5 is a bottom view of the light fixture of FIG. 1. FIG. 6 is a side view of the light fixture of FIG. 1; and, FIG. 7 is a further side view of the light fixture of FIG. 1. Parts of the drawings shown in dash-dot lines are not parts of the claimed design.

1 Claim, 2 Drawing Sheets



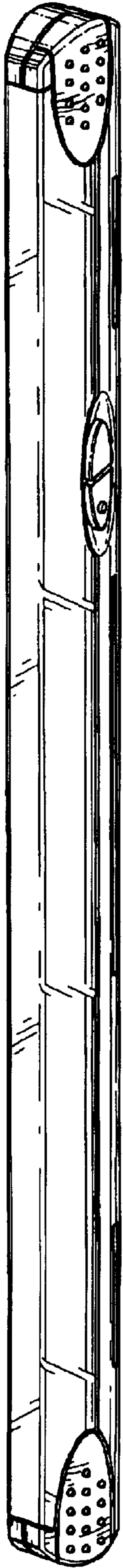


FIG. 1



FIG. 2



FIG. 3



FIG. 4




FIG. 5

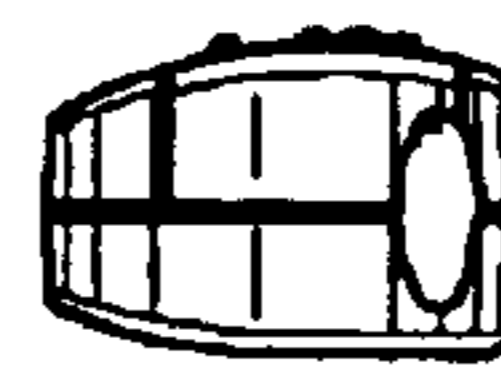


FIG. 6

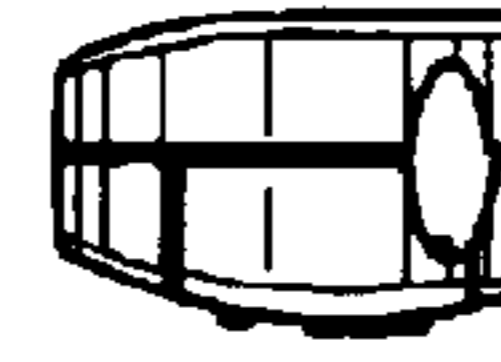


FIG. 7