



US00D513626S

(12) **United States Design Patent** (10) **Patent No.:** **US D513,626 S**  
**Boyd et al.** (45) **Date of Patent:** **\*\* Jan. 17, 2006**

(54) **PLAYER TRACKING DISPLAY VERTICAL MOUNT**

(75) Inventors: **Scott A. Boyd**, Las Vegas, NV (US);  
**Kim Martin**, Las Vegas, NV (US)

(73) Assignee: **IGT (a Nevada corporation)**, Reno, NV (US)

(\*\*) Term: **14 Years**

(21) Appl. No.: **29/198,015**

(22) Filed: **Jan. 23, 2004**

(51) **LOC (8) Cl.** ..... **21-03**

(52) **U.S. Cl.** ..... **D21/369; D21/385**

(58) **Field of Classification Search** ..... D14/371–373,  
D14/381, 383–384, 485–490; D21/369–370,  
D21/385; 273/138.1; 463/16–17, 25, 42,  
463/46–47

See application file for complete search history.

(56) **References Cited**

**U.S. PATENT DOCUMENTS**

4,527,798	A	*	7/1985	Siekierski et al.	.....	463/17
D281,940	S	*	12/1985	Steventon et al.	.....	D14/371
4,856,787	A		8/1989	Itkis		
D306,463	S	*	3/1990	Chiba	.....	D21/385
D314,187	S	*	1/1991	Richards et al.	.....	D14/381
D340,049	S	*	10/1993	Liljenwall et al.	.....	D14/371
D346,830	S	*	5/1994	Masujima et al.	.....	D20/41
5,771,615	A	*	6/1998	Welldon et al.	.....	40/406
5,951,397	A		9/1999	Dickinson		
6,015,347	A	*	1/2000	Maahs et al.	.....	463/25
D447,185	S	*	8/2001	Lindsay et al.	.....	D21/369
6,315,666	B1		11/2001	Mastera et al.		
D459,360	S	*	6/2002	Leon et al.	.....	D14/486
6,688,984	B2	*	2/2004	Cole	.....	463/46
D488,839	S		4/2004	Bristol et al.		

**OTHER PUBLICATIONS**

U.S. Appl. No. 29/197,842, filed Jan. 20, 2004, Jeffrey R. Jordon, et al.

\* cited by examiner

*Primary Examiner*—Sandra L. Morris  
(74) *Attorney, Agent, or Firm*—Marger Johnson & McCollom, P.C.

(57) **CLAIM**

An ornamental design for the player tracking display vertical mount, as shown and described.

**DESCRIPTION**

FIG. 1 is an isometric view of our player tracking display vertical mount showing our new design. A portion of the electronic gaming device, pair of speaker grills, and player-card slot is shown in dashed lines, and are not part of the claimed design;

FIG. 2 is a front elevational view of the view thereof;

FIG. 3 is a front elevational view of the view thereof;

FIG. 4 is a side view elevation of the view FIG. 1;

FIG. 5 is a back elevational view of the view thereof;

FIG. 6 is a top plan view thereof;

FIG. 7 is a bottom plan view of the view thereof;

FIG. 8 is an enlarged partial view of the indicia of FIG. 1 depicting a welcome screen, shown separately for ease of illustration;


FIG. 9 is an enlarged partial view of the indicia of FIG. 1 depicting a display for entering a personal identification number (PIN);

FIG. 10 is an enlarged partial view of the indicia of FIG. 1 depicting a display for communicating Return Play ® awards; and,

FIG. 11 is an enlarged partial view of the indicia of FIG. 1 depicting the touch screen.

The Return Play indicia forming part of the claimed design is a registered trademark of IGT Corporation.

**1 Claim, 4 Drawing Sheets**



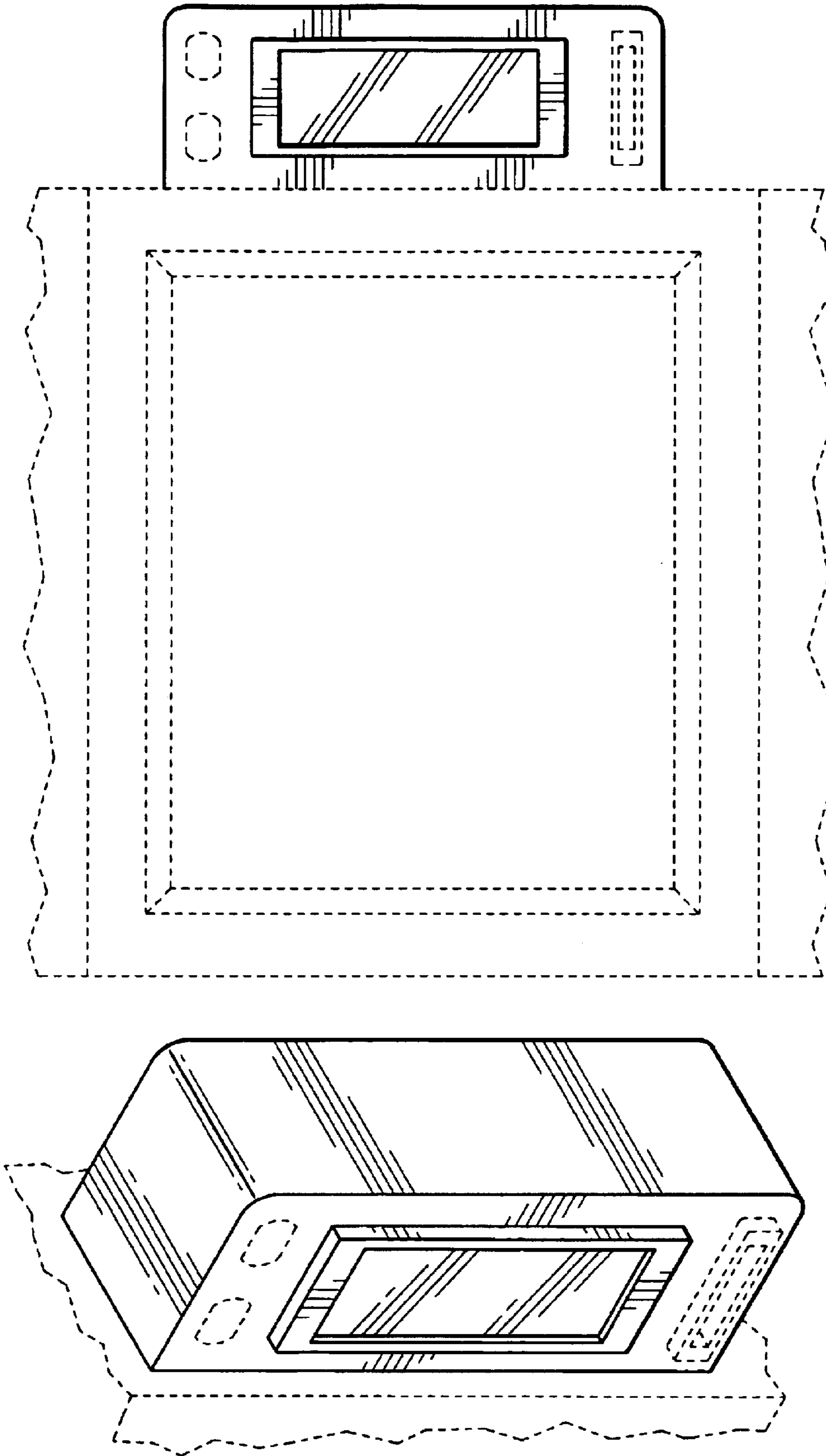


FIG. 2

FIG. 1

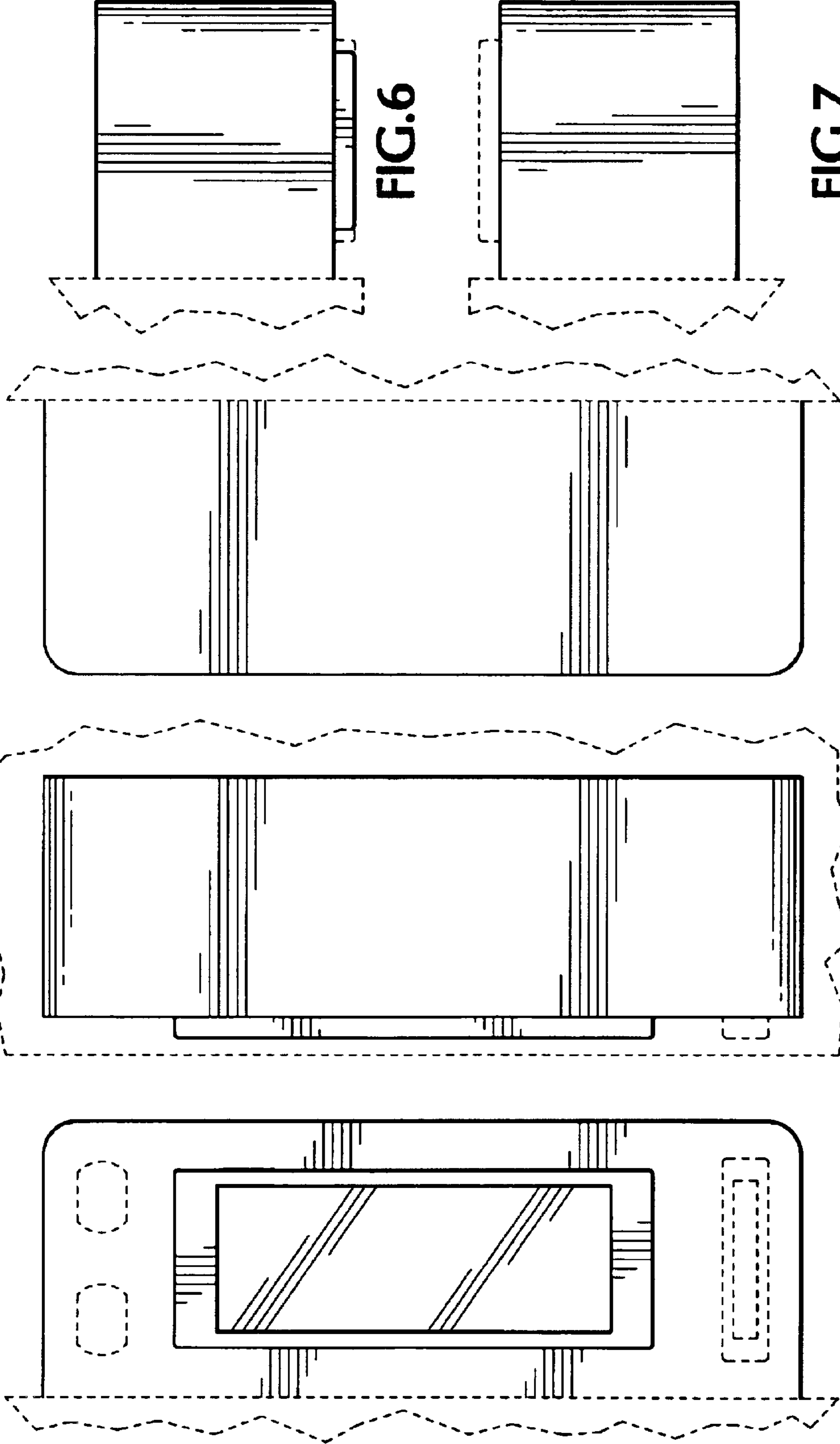


FIG.6

FIG.7

FIG.5

FIG.4

FIG.3

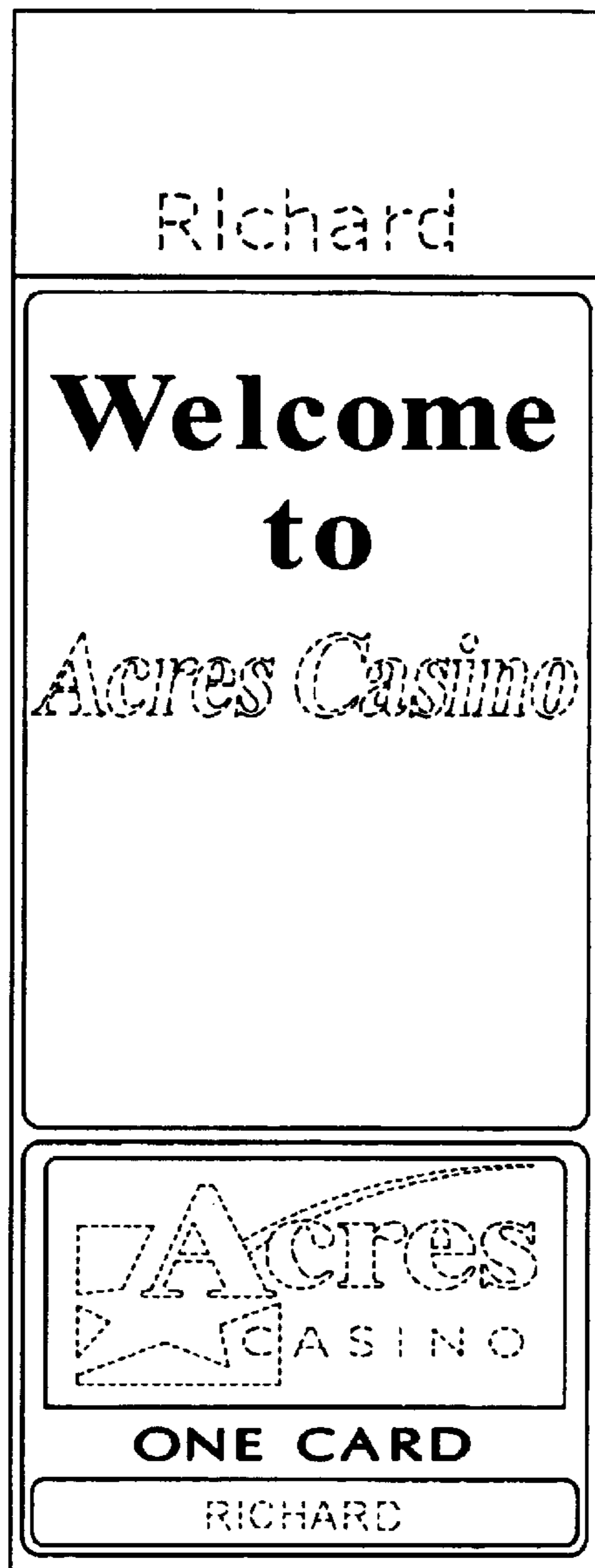


FIG. 8

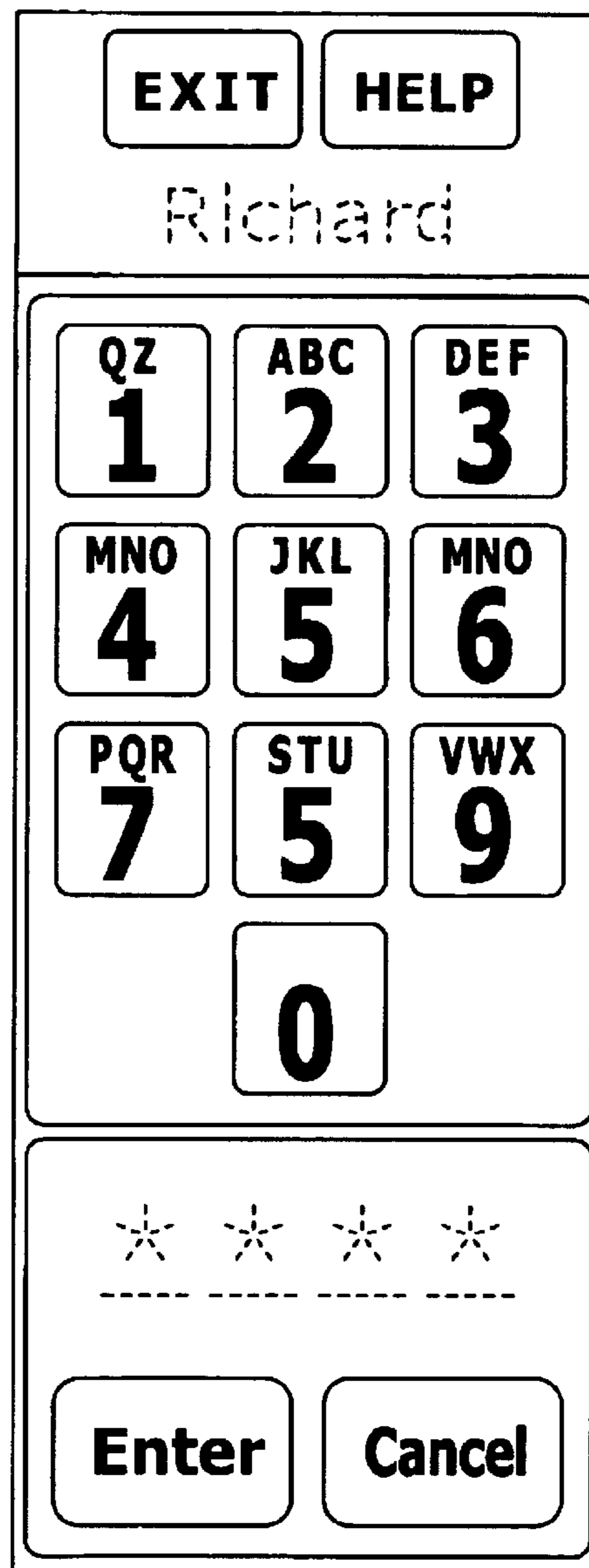


FIG. 9



FIG.10

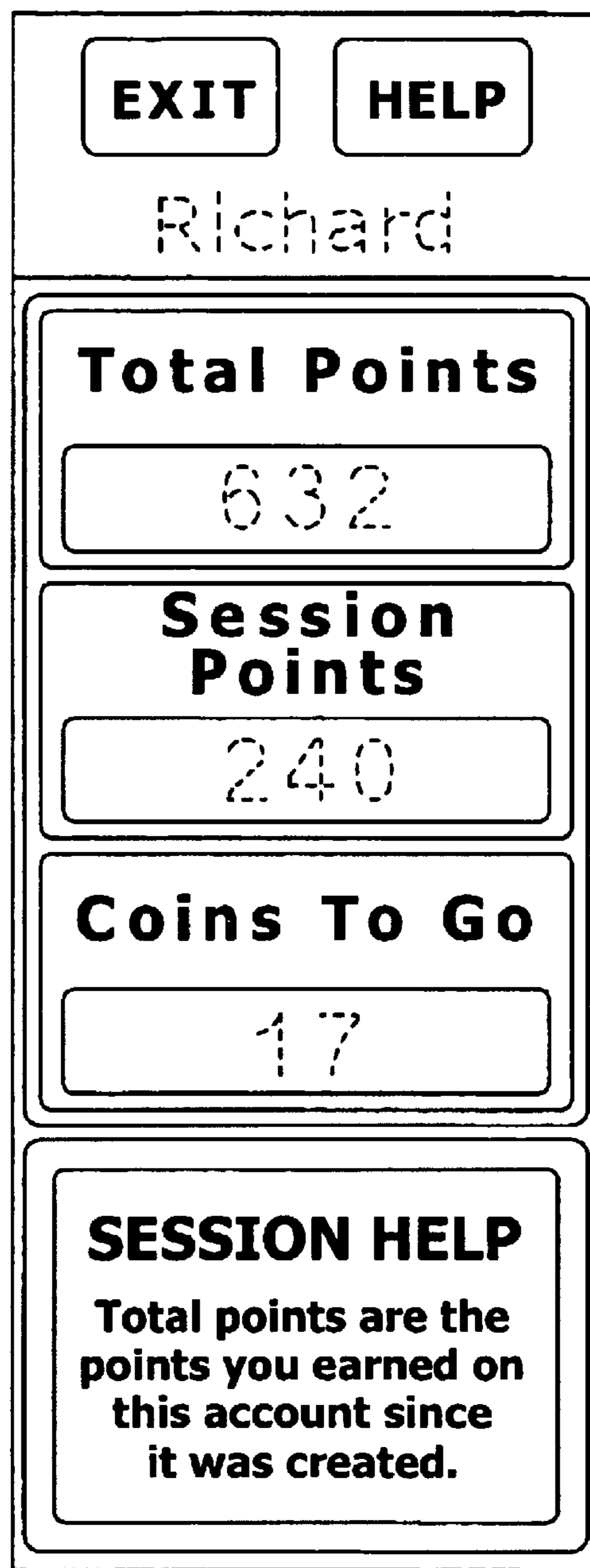


FIG.11