



US00D513604S

(12) **United States Design Patent** (10) **Patent No.:** **US D513,604 S**  
**Krieger et al.** (45) **Date of Patent:** **\*\* Jan. 17, 2006**

- (54) **JUMP STARTER** D464,935 S \* 10/2002 Krieger et al. .... D13/110  
D466,077 S \* 11/2002 Wang ..... D13/110  
(75) Inventors: **Michael Krieger**, Miami Beach, FL D466,475 S \* 12/2002 Super et al. .... D13/107  
(US); **Kevin Ellsworth**, Hollywood, FL D466,862 S 12/2002 Casarella ..... D13/107  
(US) D469,739 S \* 2/2003 Dayan ..... D13/107  
D474,151 S \* 5/2003 James et al. .... D13/119  
(73) Assignee: **Vector Products, Inc.**, Ft. Lauderdale, D479,194 S \* 9/2003 Casarella ..... D13/107  
FL (US) D480,357 S \* 10/2003 Miao ..... D13/107  
D482,324 S 11/2003 James et al. .... D13/107  
(\*\*) Term: **14 Years** D482,326 S 11/2003 Stekelenburg ..... D13/137.4  
D484,852 S \* 1/2004 James et al. .... D13/107  
(21) Appl. No.: **29/228,334** D493,137 S \* 7/2004 Casarella ..... D13/107  
D493,418 S 7/2004 Krieger et al. .... D13/107  
(22) Filed: **Apr. 22, 2005** D493,419 S 7/2004 Krieger et al. .... D13/107  
D493,420 S 7/2004 Krieger et al. .... D13/107

**Related U.S. Application Data**

- (62) Division of application No. 29/196,694, filed on Jan. 5, 2004.  
(51) **LOC (8) Cl.** ..... **13-02**  
(52) **U.S. Cl.** ..... **D13/107**  
(58) **Field of Classification Search** ..... D13/106–108,  
D13/110; D14/251, 253; 320/105, 107–116  
See application file for complete search history.

\* cited by examiner

*Primary Examiner*—Alan P. Douglas  
*Assistant Examiner*—Rosemary Tarca  
(74) *Attorney, Agent, or Firm*—Venable LLP; Robert Kinberg; Manni Li

(57) **CLAIM**

The ornamental design for a jump starter, as shown and described.

(56) **References Cited**

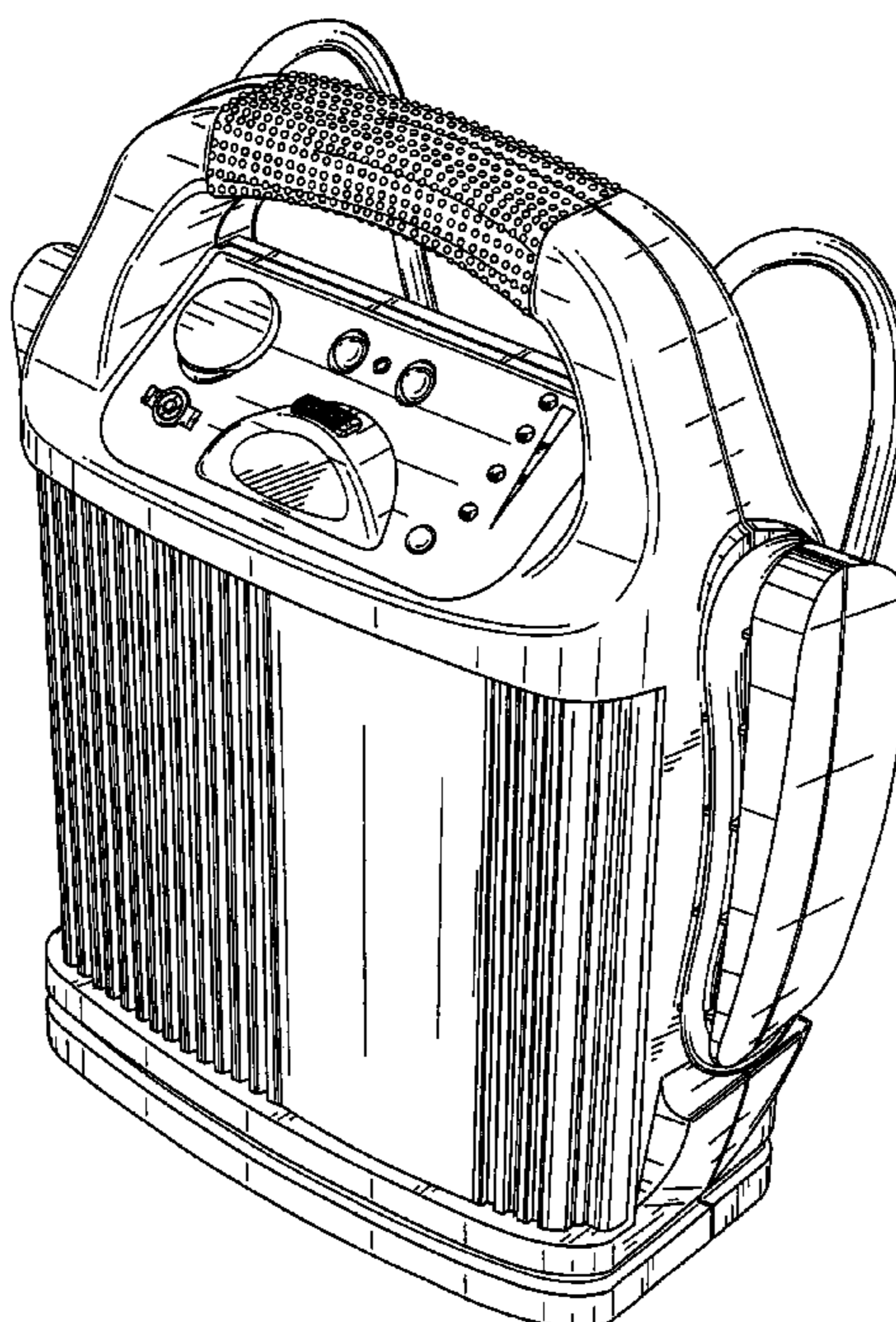
**U.S. PATENT DOCUMENTS**

- D334,560 S 4/1993 Wilson ..... D13/106  
D374,859 S 10/1996 Guay et al. .... D13/110  
D403,661 S 1/1999 Mariani ..... D13/106  
5,982,138 A 11/1999 Krieger ..... 320/105  
D423,451 S 4/2000 Heckenast et al. .... D13/110  
D432,985 S 10/2000 Wan ..... D13/107  
D444,125 S 6/2001 Shy ..... D13/110  
RE37,482 E 12/2001 Guay et al. .... D13/110  
D452,474 S 12/2001 Casarella ..... D13/107  
D464,619 S 10/2002 Krieger et al. .... D13/110

**DESCRIPTION**

FIG. 1 is a perspective view from the front-top-right side of the jump starter showing our new design;  
FIG. 2 is a front view of the design shown in FIG. 1;  
FIG. 3 is a rear view of the design shown in FIG. 1;  
FIG. 4 is a left side view of the design shown in FIG. 1;  
FIG. 5 is a right side view of the design shown in FIG. 1;  
FIG. 6 is a top view of the design shown in FIG. 1; and,  
FIG. 7 is a bottom view of the design shown in FIG. 1.

**1 Claim, 7 Drawing Sheets**



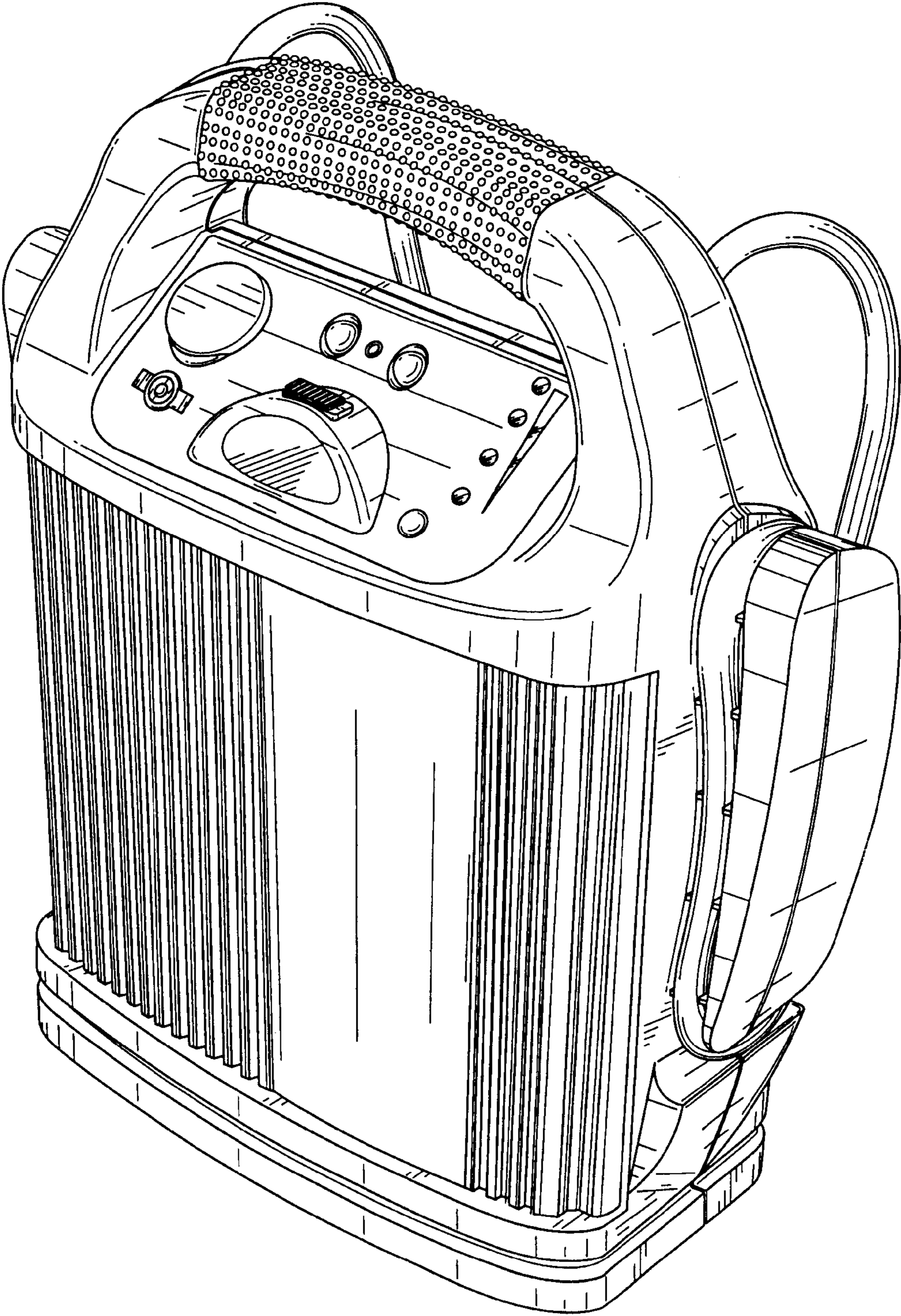


FIG. 1



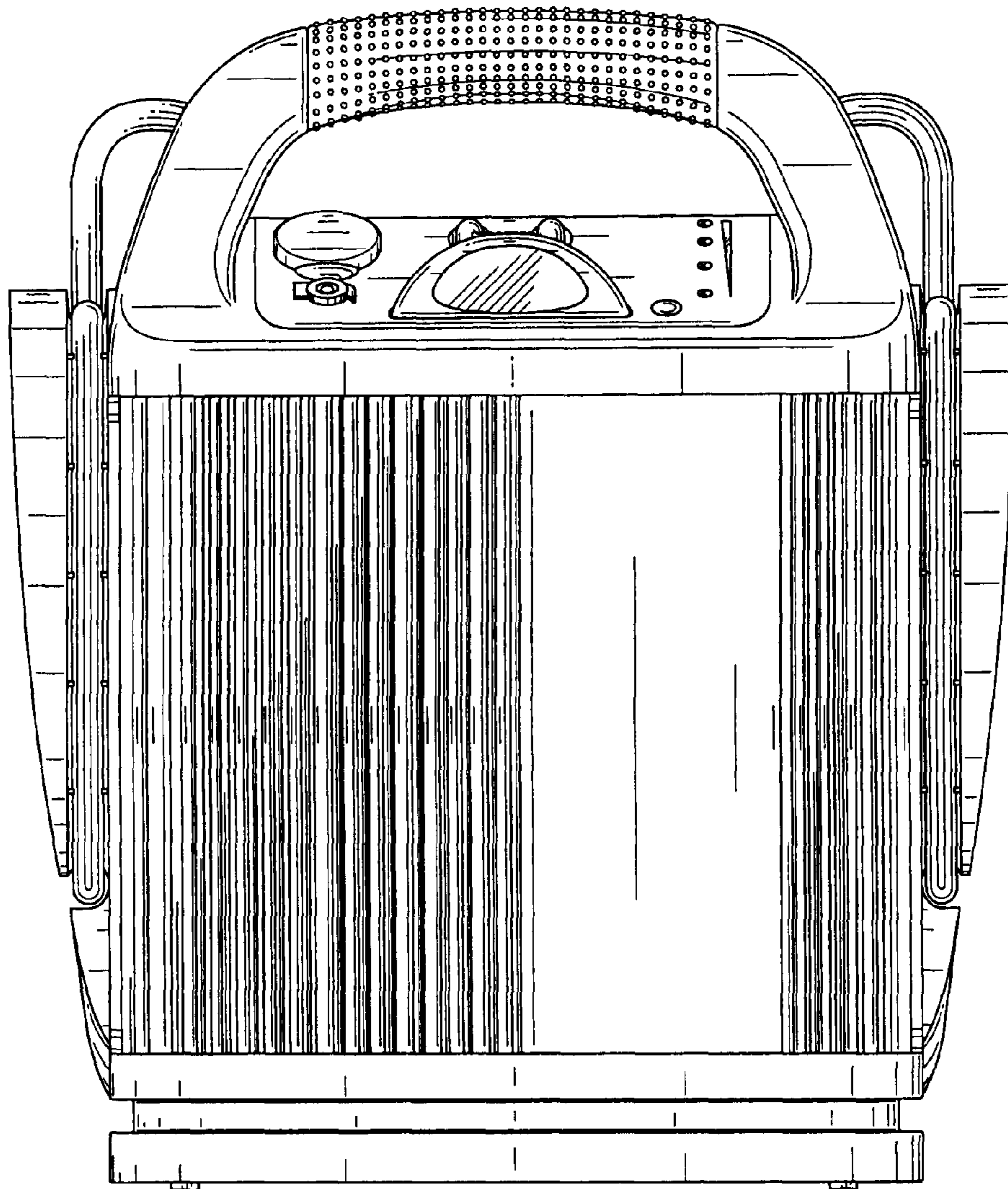


FIG. 2

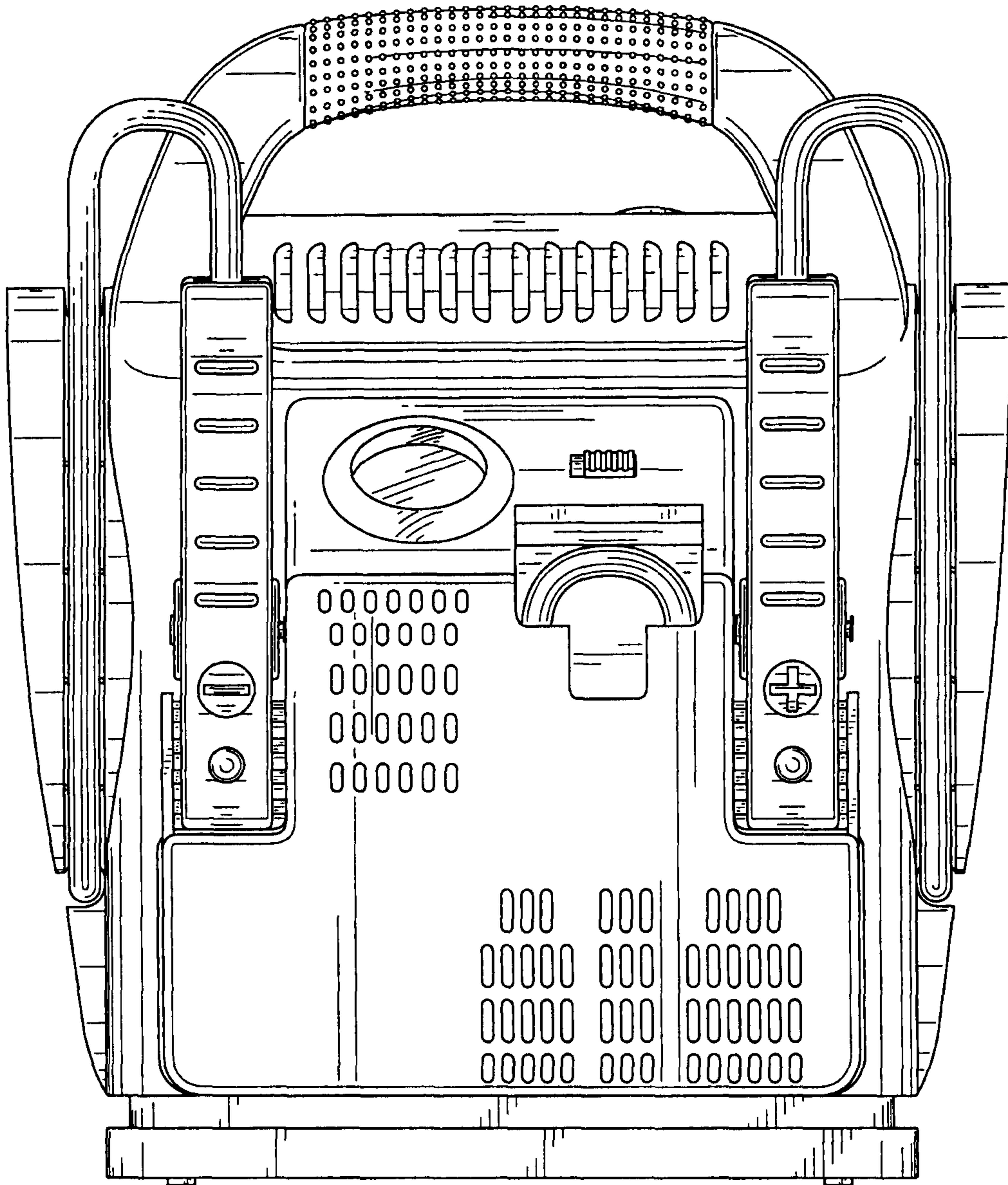


FIG. 3

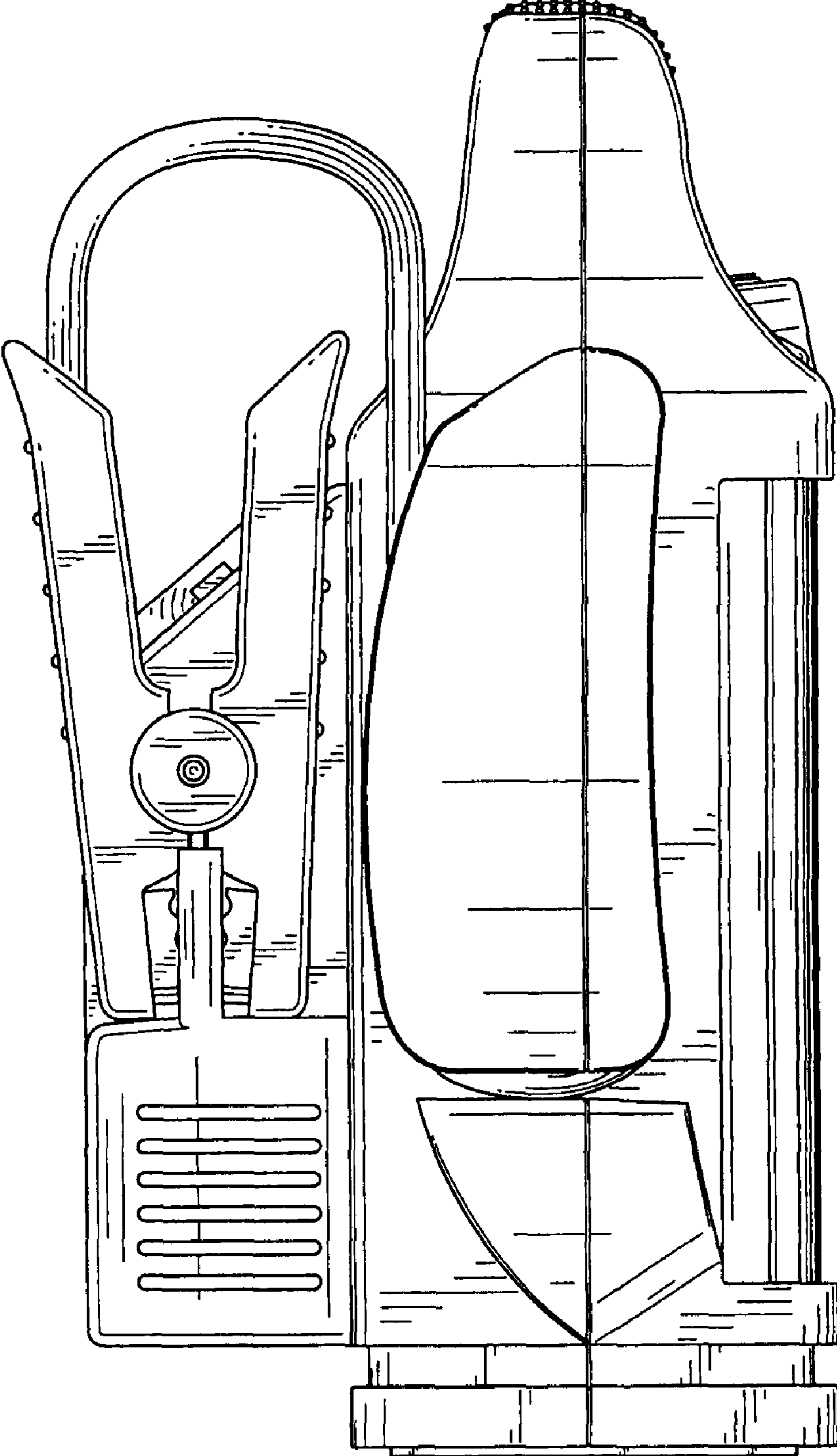


FIG. 4

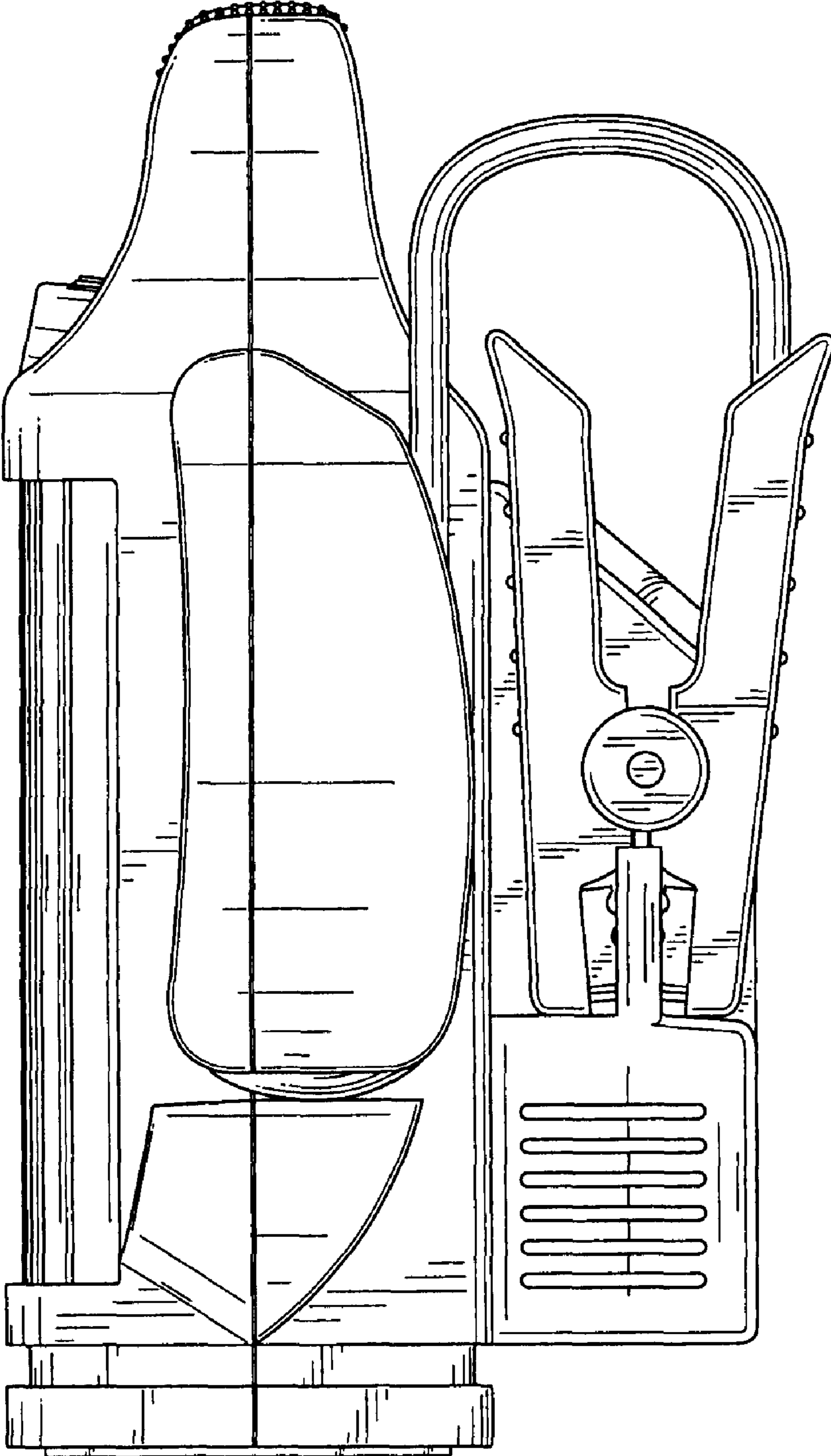


FIG. 5

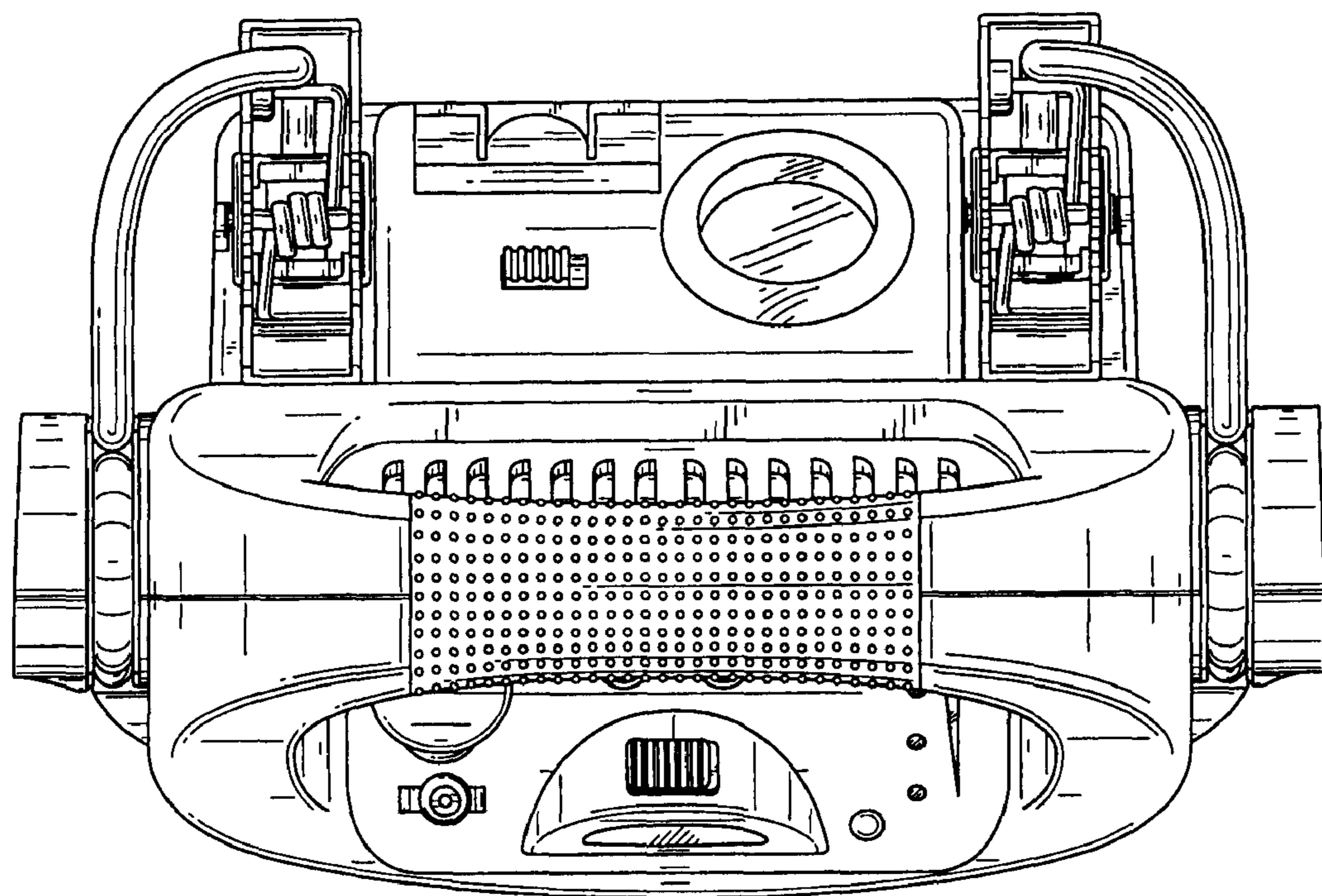


FIG. 6



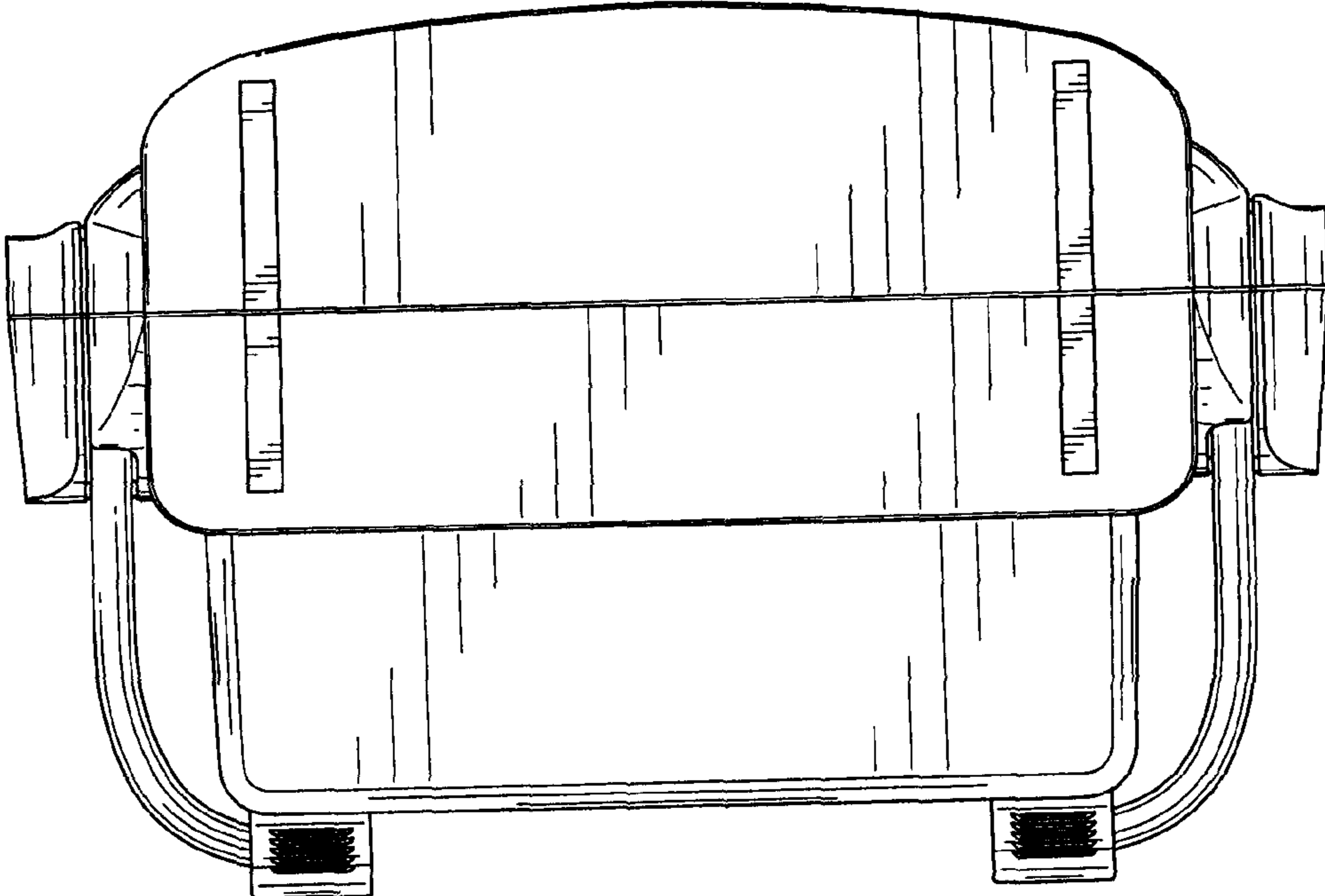


FIG. 7