



US00D513578S

(12) **United States Design Patent**  
**Favila et al.**

(10) **Patent No.:** **US D513,578 S**  
(45) **Date of Patent:** **\*\* Jan. 17, 2006**

(54) **CUTTER TOOL**  
(75) Inventors: **Norma Favila**, Beaumont, CA (US);  
**Mark Dorn**, Trabuco Canyon, CA (US)  
(73) Assignee: **Olympia Group, Inc.**, City of Industry,  
CA (US)  
(\*\*) Term: **14 Years**  
(21) Appl. No.: **29/194,584**  
(22) Filed: **Nov. 25, 2003**  
(51) **LOC (8) Cl.** ..... **08-03**  
(52) **U.S. Cl.** ..... **D8/99; D8/100**  
(58) **Field of Classification Search** ..... D8/98,  
D8/99, 100, 107; 30/162, 320, 329, 335,  
30/337  
See application file for complete search history.

D471,473 S 3/2003 Blackman et al. .... D10/72  
D476,244 S 6/2003 Lee ..... D10/72  
D476,913 S 7/2003 Blackman et al. .... D10/72  
D478,493 S 8/2003 Martone et al. .... D8/99  
6,637,112 B2 10/2003 Davis ..... 30/2

**OTHER PUBLICATIONS**

U.S. Appl. No. 29/191,113, filed Oct. 1, 2003, Favila, et al.  
<http://clinchmountainoutfitters.com/cc.class/cc?main=catalog&pcd=6040522&ccsyn=22>, "patriotic cutting instruments", 5 pgs.  
<http://cj.catalogcity.com/cc.class/cc?main=catalog&pcd=6040522&ccsyn=22>, "patriotic cutting instruments", 2 pgs.

\* cited by examiner

*Primary Examiner*—Philip S. Hyder  
(74) *Attorney, Agent, or Firm*—Moser, Patterson & Sheridan

(56) **References Cited**

**U.S. PATENT DOCUMENTS**

D259,697 S \* 6/1981 Brizzolara, Jr. .... D8/107  
D319,378 S \* 8/1991 Wilcox ..... D8/99  
D336,029 S \* 6/1993 Ragland et al. .... D8/99  
D349,227 S \* 8/1994 Ragland et al. .... D8/99  
D383,783 S 9/1997 Jeter et al. .... D19/65  
D388,527 S 12/1997 Pressman ..... D26/94  
D397,950 S 9/1998 Blackman et al. .... D10/72  
D413,783 S \* 9/1999 Huang ..... D8/99  
D414,394 S \* 9/1999 Chong ..... D8/99  
6,000,136 A 12/1999 Owens ..... 30/162  
D436,308 S \* 1/2001 Chen ..... D8/99  
D438,806 S 3/2001 Douglas et al. .... D10/72  
D444,368 S \* 7/2001 Wonderley ..... D8/99  
D453,461 S \* 2/2002 Chen ..... D8/99  
D454,512 S 3/2002 Dole ..... D10/72  
D468,594 S 1/2003 Martin ..... D7/654  
D470,427 S 2/2003 Scurry ..... D10/72

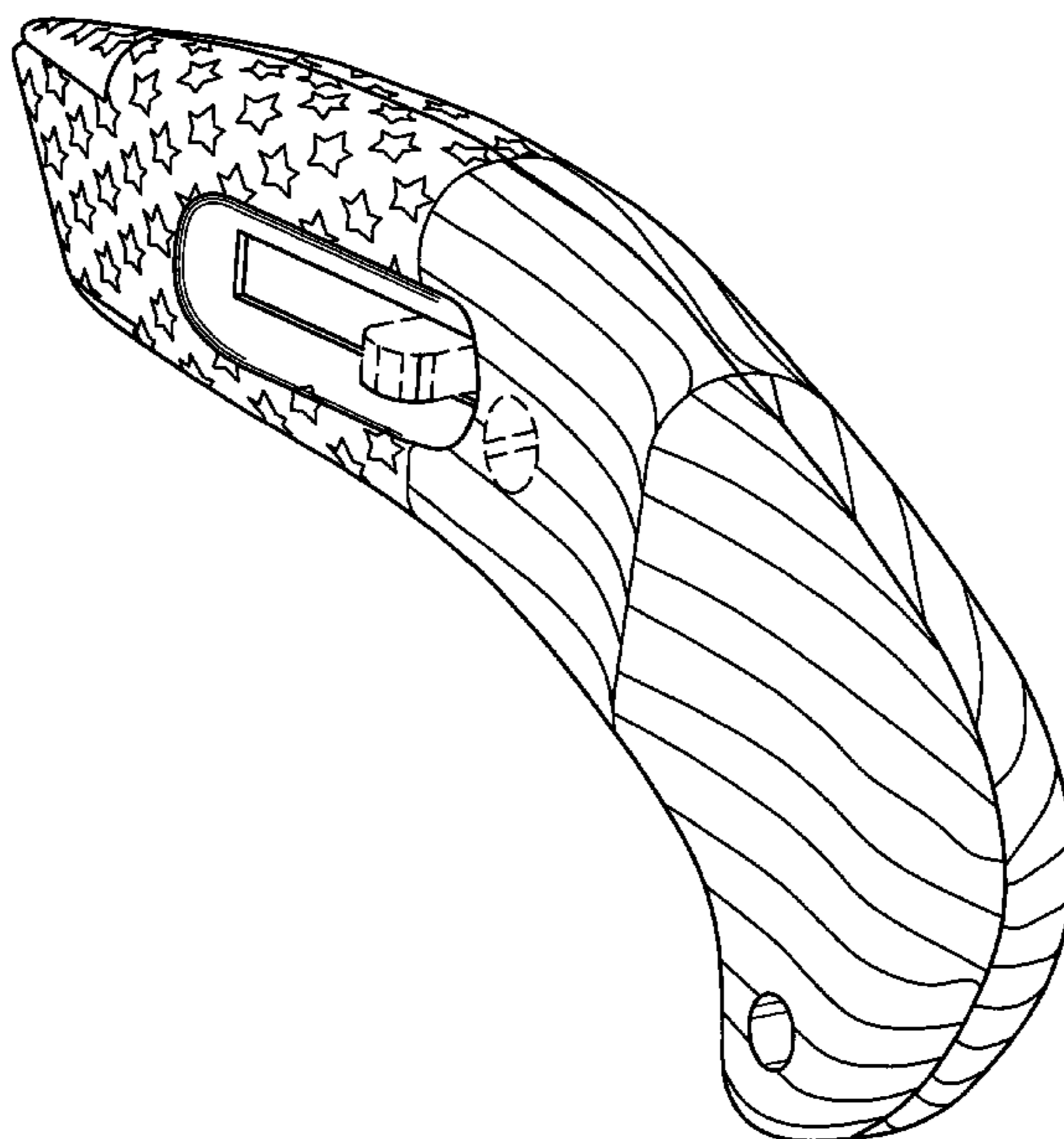
(57) **CLAIM**

The ornamental design for a cutter tool, as shown and described.

**DESCRIPTION**

FIG. 1 presents a perspective view of a cutter tool of the present invention. The ornamental features as applied to the tool are seen in perspective.  
FIG. 2 is a front view of the cutter tool of FIG. 1.  
FIG. 3 provides a bottom view of the cutter tool of FIG. 1.  
FIGS. 4 and 5 present left and right side views of the cutter tool of FIG. 1, respectively.  
FIG. 6 provides a top view of the cutter tool of FIG. 1; and, FIG. 7 shows a back view of the cutter tool of FIG. 1.  
Throughout the Figures, aspects shown in broken lines are not considered a portion of the claimed ornamental design.

**1 Claim, 4 Drawing Sheets**



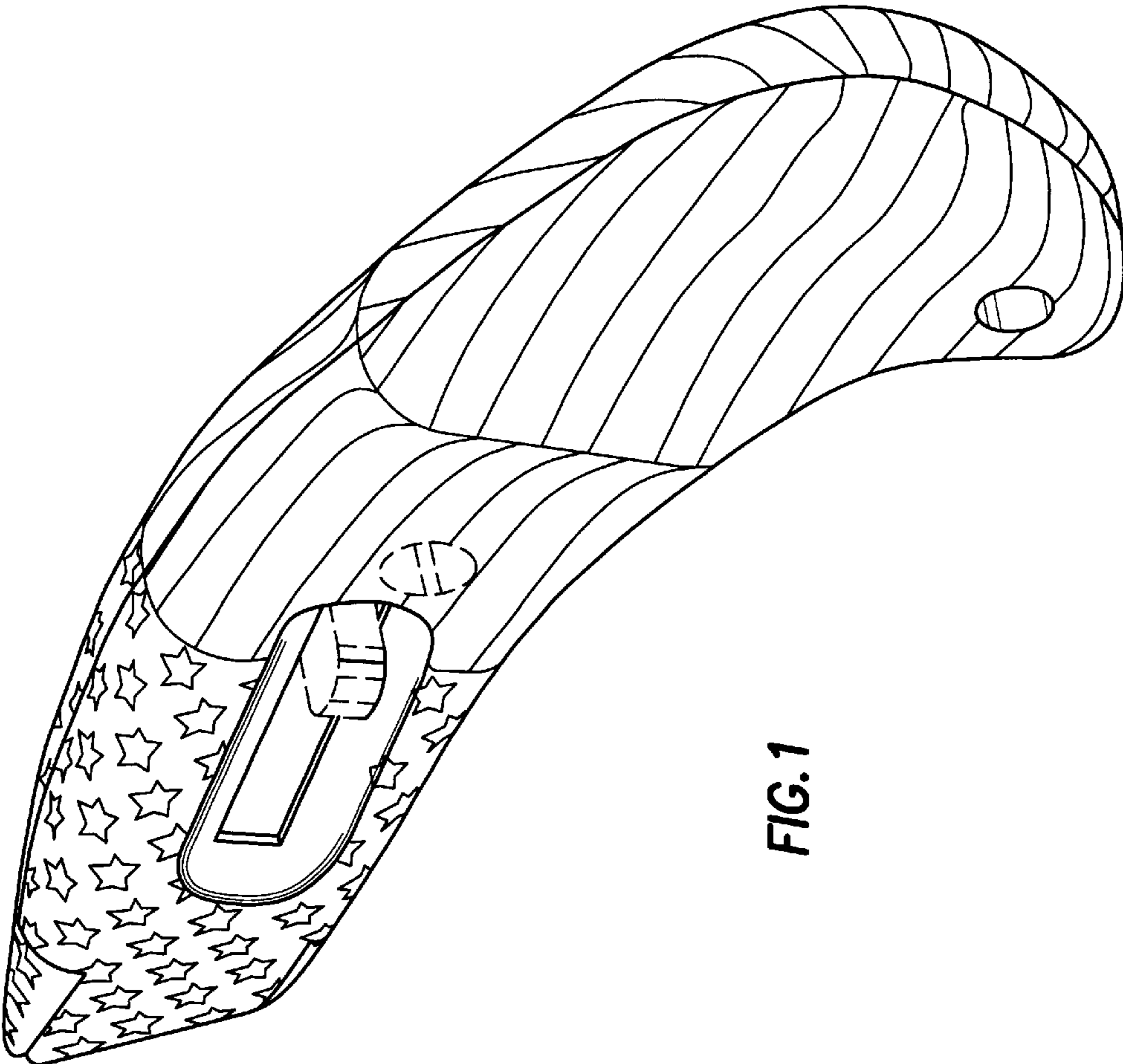


FIG. 1

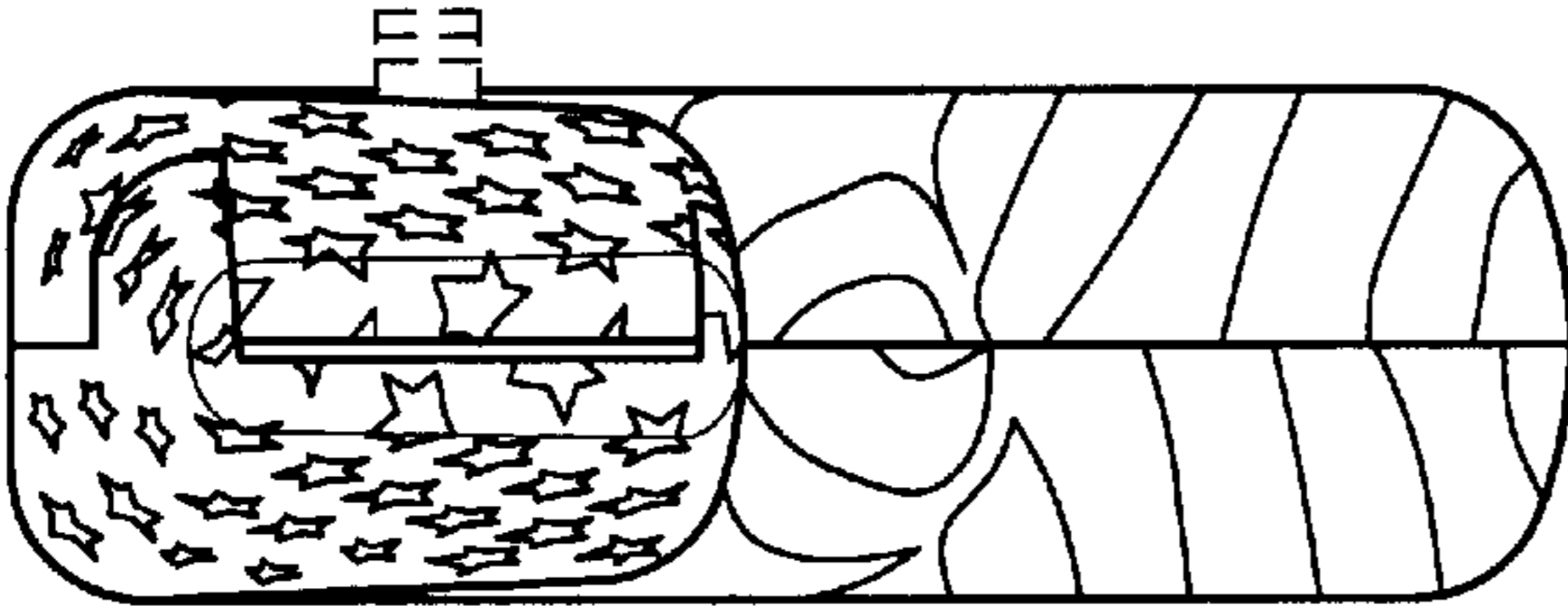


FIG. 2

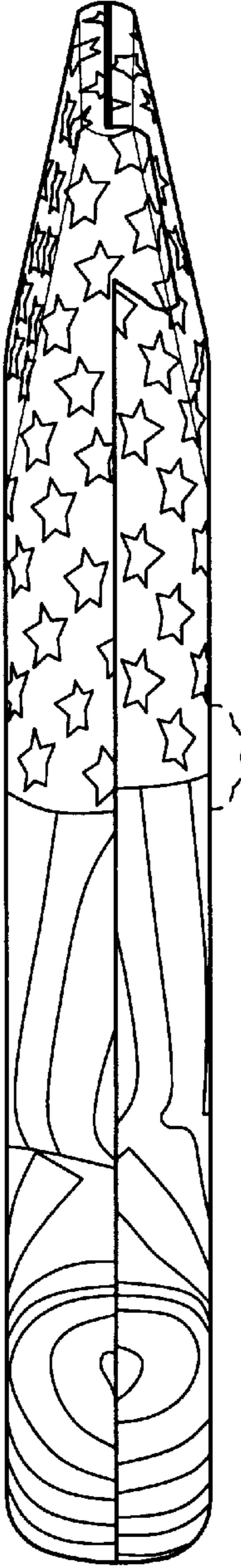


FIG. 3

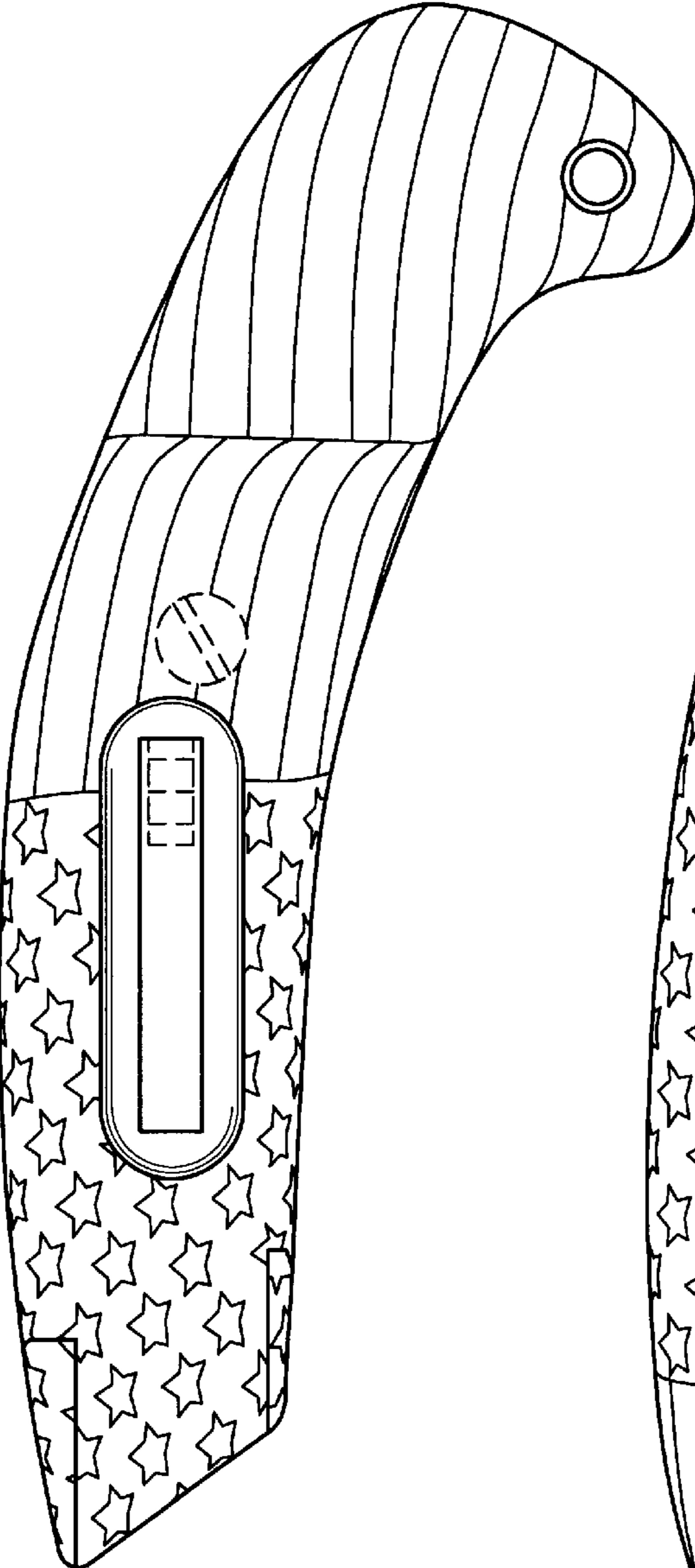


FIG. 4

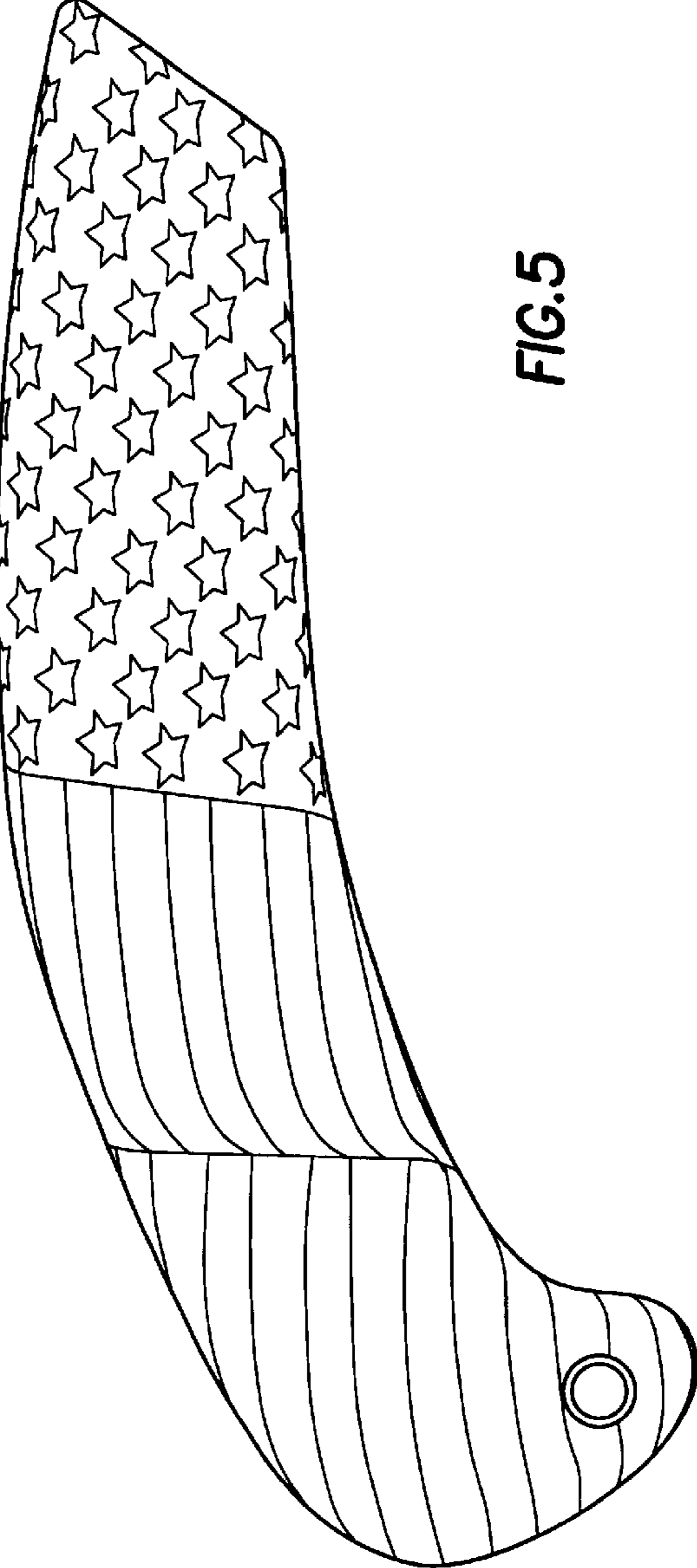


FIG. 5




FIG. 6

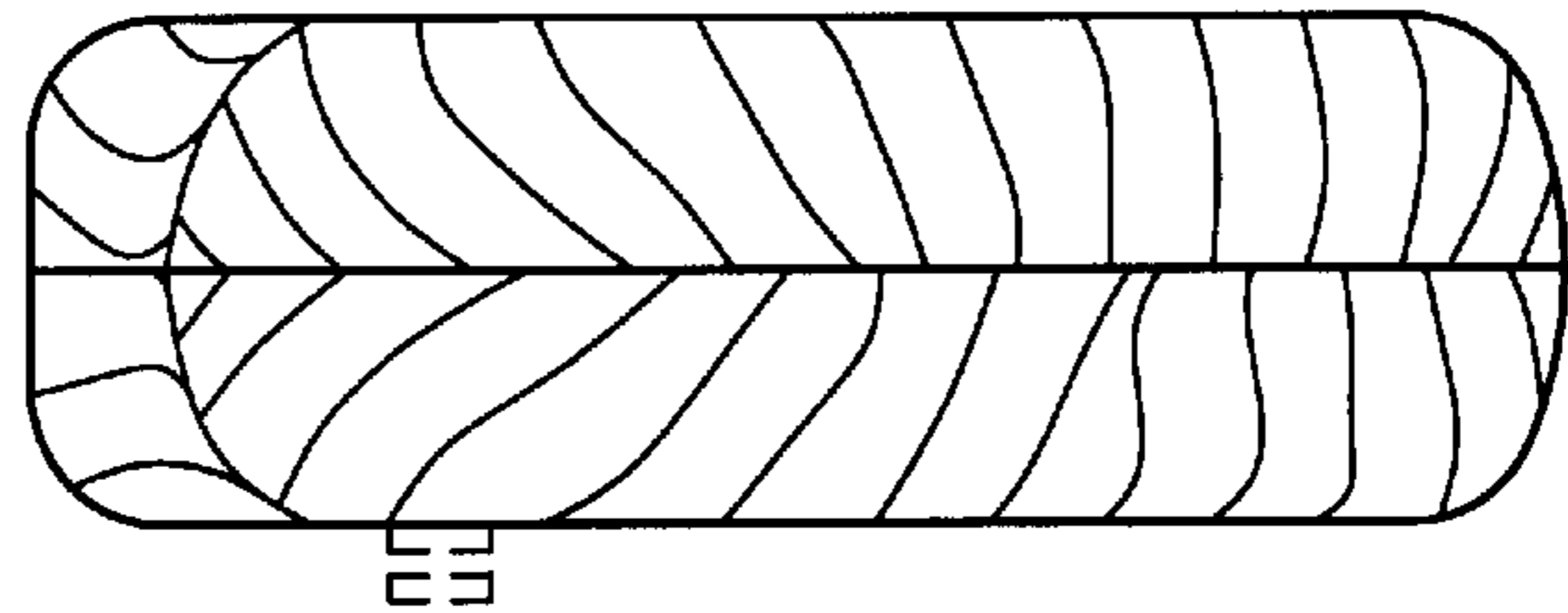


FIG. 7