



US00D513573S

(12) **United States Design Patent**
Settele

(10) **Patent No.:** **US D513,573 S**
(45) **Date of Patent:** **** Jan. 17, 2006**

- (54) **SKEWER**
- (75) Inventor: **Ignaz Settele**, Kaufbeuren (DE)
- (73) Assignee: **Maxpat Trading & Marketing (Far East) Ltd.**, Kowloon (HK)
- (**) Term: **14 Years**
- (21) Appl. No.: **29/207,231**
- (22) Filed: **Jun. 10, 2004**
- (51) **LOC (8) Cl.** **07-06**
- (52) **U.S. Cl.** **D7/683**
- (58) **Field of Classification Search** D7/680-697,
D7/393, 395; 30/123, 142, 322, 323; 16/110.1,
16/430; 99/419, 421 A, 421 H, 441; 294/5,
294/26, 50, 55.5, 61
See application file for complete search history.

- D185,377 S * 6/1959 May, Jr. D7/683
- D228,949 S * 10/1973 Schwartzstein D7/683
- D307,961 S * 5/1990 Howell D32/35
- D361,699 S * 8/1995 McHugh D7/683
- D477,746 S * 7/2003 Harris D7/395
- D482,938 S * 12/2003 Renault D7/683

* cited by examiner

Primary Examiner—Terry A. Wallace
(74) *Attorney, Agent, or Firm*—Wood, Herron & Evans, LLP

(57) **CLAIM**

The ornamental design for a “skewer,” as shown and described.

DESCRIPTION

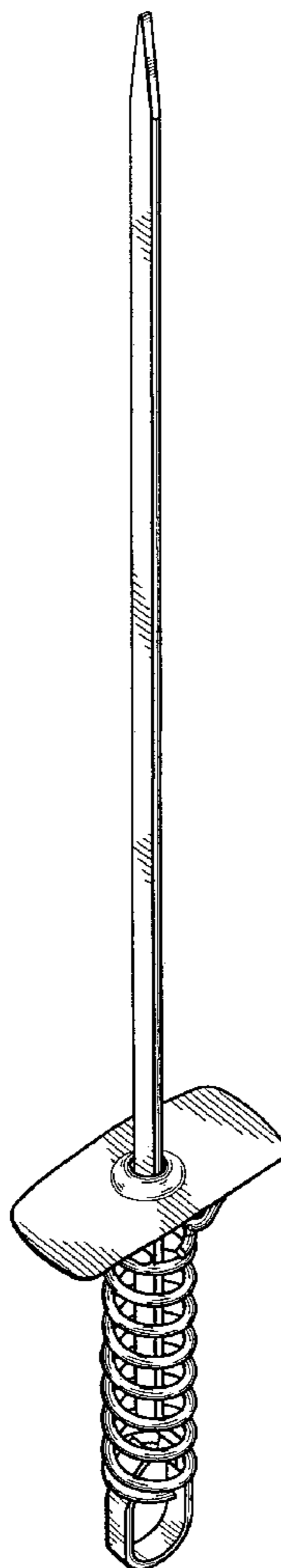
FIG. 1 is a perspective view of “skewer”;
FIG. 2 is a front end view;
FIG. 3 is a rear end view;
FIG. 4 is a top plan view thereof; and,
FIG. 5 is a right side elevation view thereof.

(56) **References Cited**

U.S. PATENT DOCUMENTS

- 561,101 A * 6/1896 Fanner et al. 30/323

1 Claim, 2 Drawing Sheets



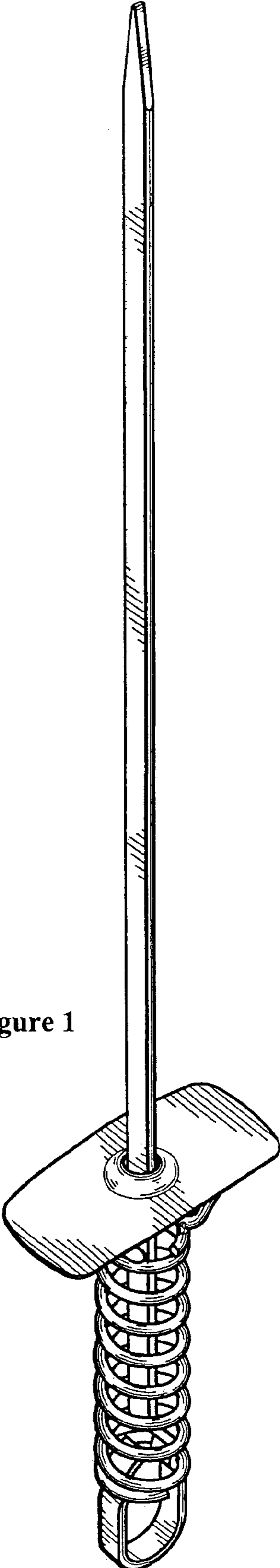


Figure 1

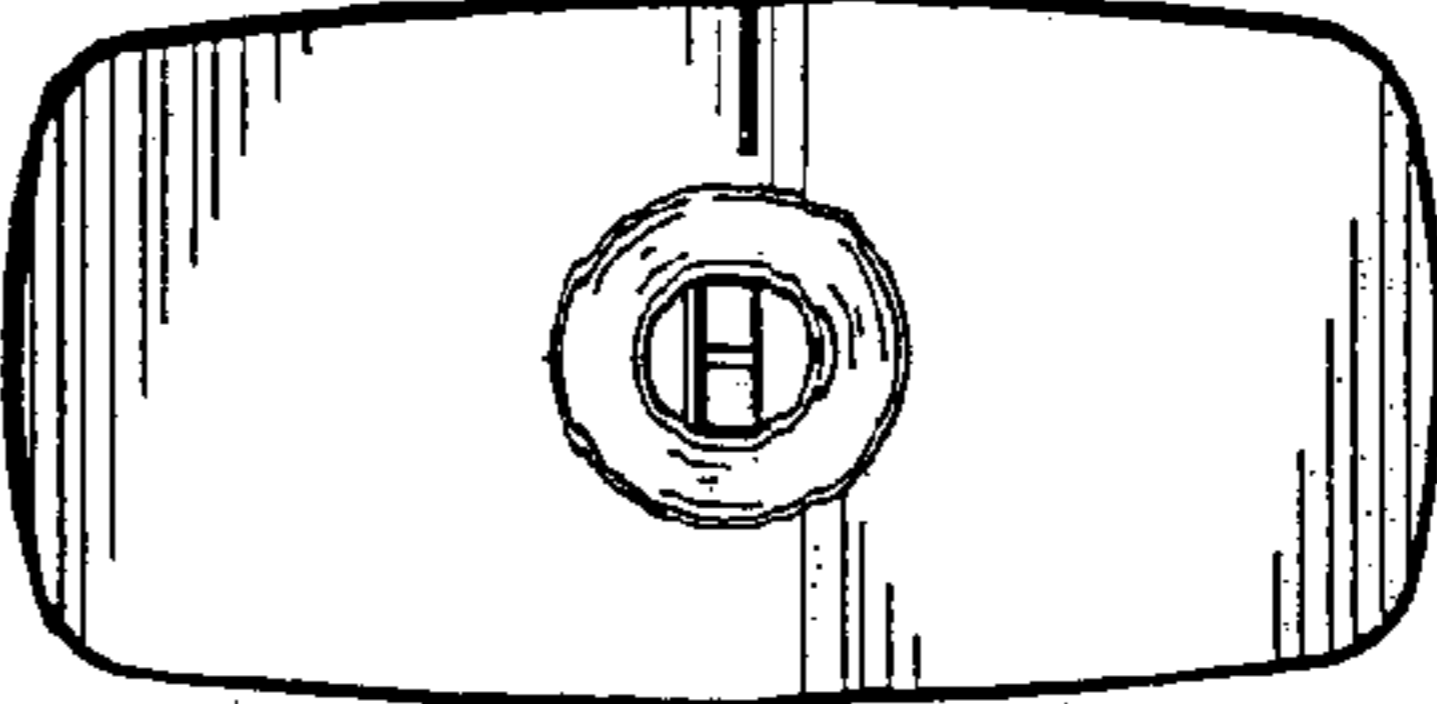


Figure 2




Figure 3

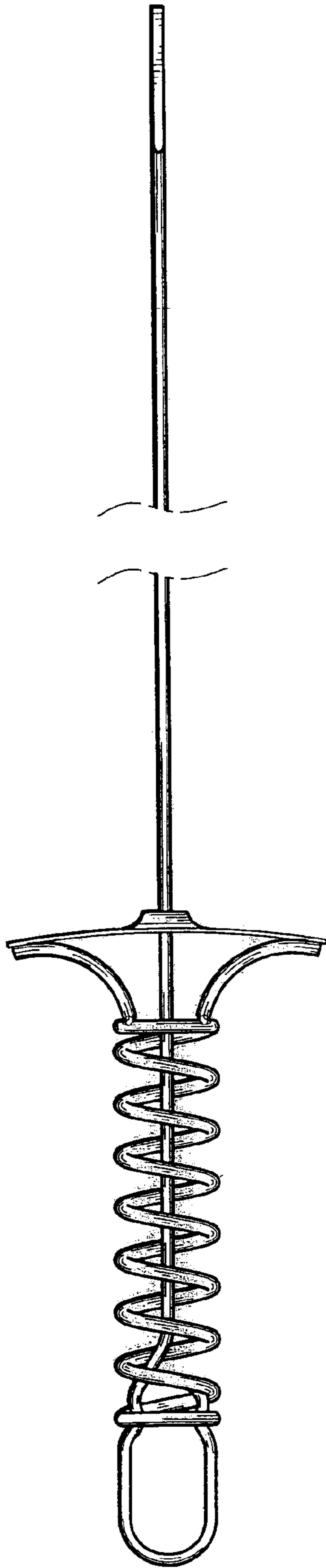


Figure 4

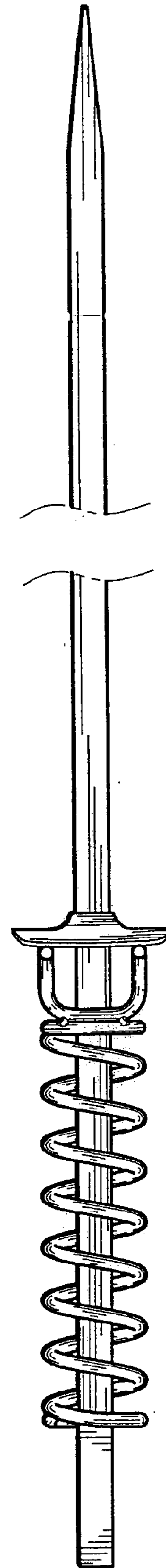


Figure 5