



US00D513567S

(12) **United States Design Patent**
Domack et al.

(10) **Patent No.:** **US D513,567 S**
(45) **Date of Patent:** **** Jan. 17, 2006**

(54) **DRESSER**

D412,413 S * 8/1999 Keller et al. D6/445
D477,725 S * 7/2003 McDaniel et al. D6/439

(75) Inventors: **Randy D. Domack**, Trempealeau, WI (US); **Terry A. Everson**, Blair, WI (US)

* cited by examiner

Primary Examiner—Cathron C. Brooks

(73) Assignee: **Ashley Furniture Industries, Inc.**, Arcadia, WI (US)

(74) *Attorney, Agent, or Firm*—Patterson, Thuente, Skaar & Christensen, P.A.

(**) Term: **14 Years**

(57) **CLAIM**

We claim the ornamental design for the dresser, as shown and described.

(21) Appl. No.: **29/225,546**

(22) Filed: **Mar. 17, 2005**

DESCRIPTION

(51) **LOC (8) Cl.** **06-04**

FIG. 1 is a perspective view of a dresser according to an embodiment of the invention.

(52) **U.S. Cl.** **D6/446; D6/434**

FIG. 2 is a front view of a dresser according to an embodiment of the invention.

(58) **Field of Classification Search** D6/434,
D6/436–447, 470; 312/114, 204, 224, 227

FIG. 3 is a side view of a dresser according to an embodiment of the invention. The view from the opposite side being a mirror image thereof; and,

See application file for complete search history.

FIG. 4 is a top view of a dresser according to an embodiment of the invention.


(56) **References Cited**

U.S. PATENT DOCUMENTS

- D85,211 S * 9/1931 Stem D6/434
- D232,503 S * 8/1974 Levine D6/446
- D242,679 S * 12/1976 Adkinson D6/434
- D284,051 S * 6/1986 Adkinson et al. D6/438
- D363,837 S * 11/1995 Tatum et al. D6/446
- D401,082 S * 11/1998 O'Hare D6/446
- D402,485 S * 12/1998 Estape et al. D6/446

The rear view of the dresser is not shown and forms no part of the claimed design. The broken lines on the front face of the dresser are contour lines that illustrate the transition between the planar surface and the oval-shaped projections.

1 Claim, 2 Drawing Sheets



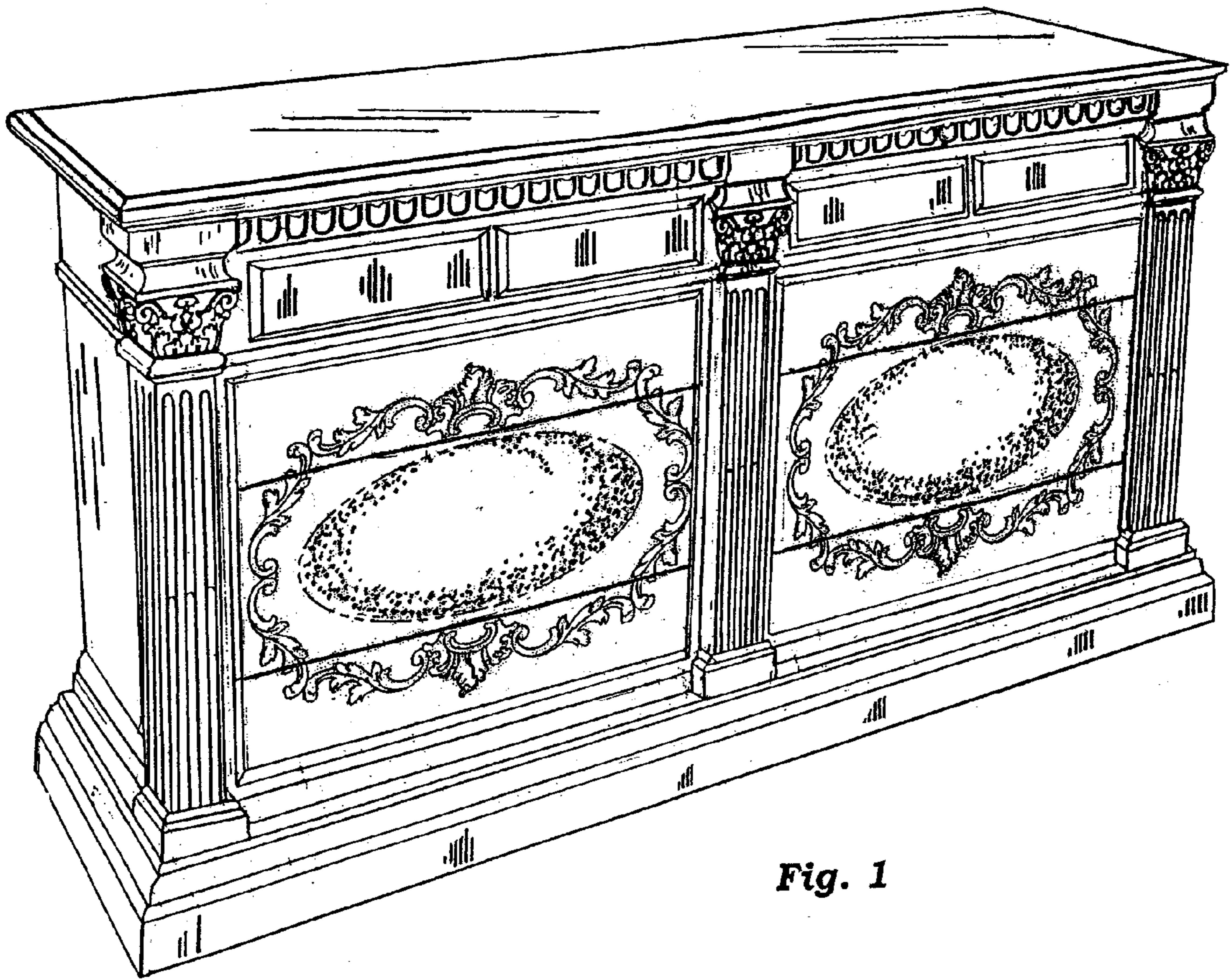


Fig. 1




Fig. 2

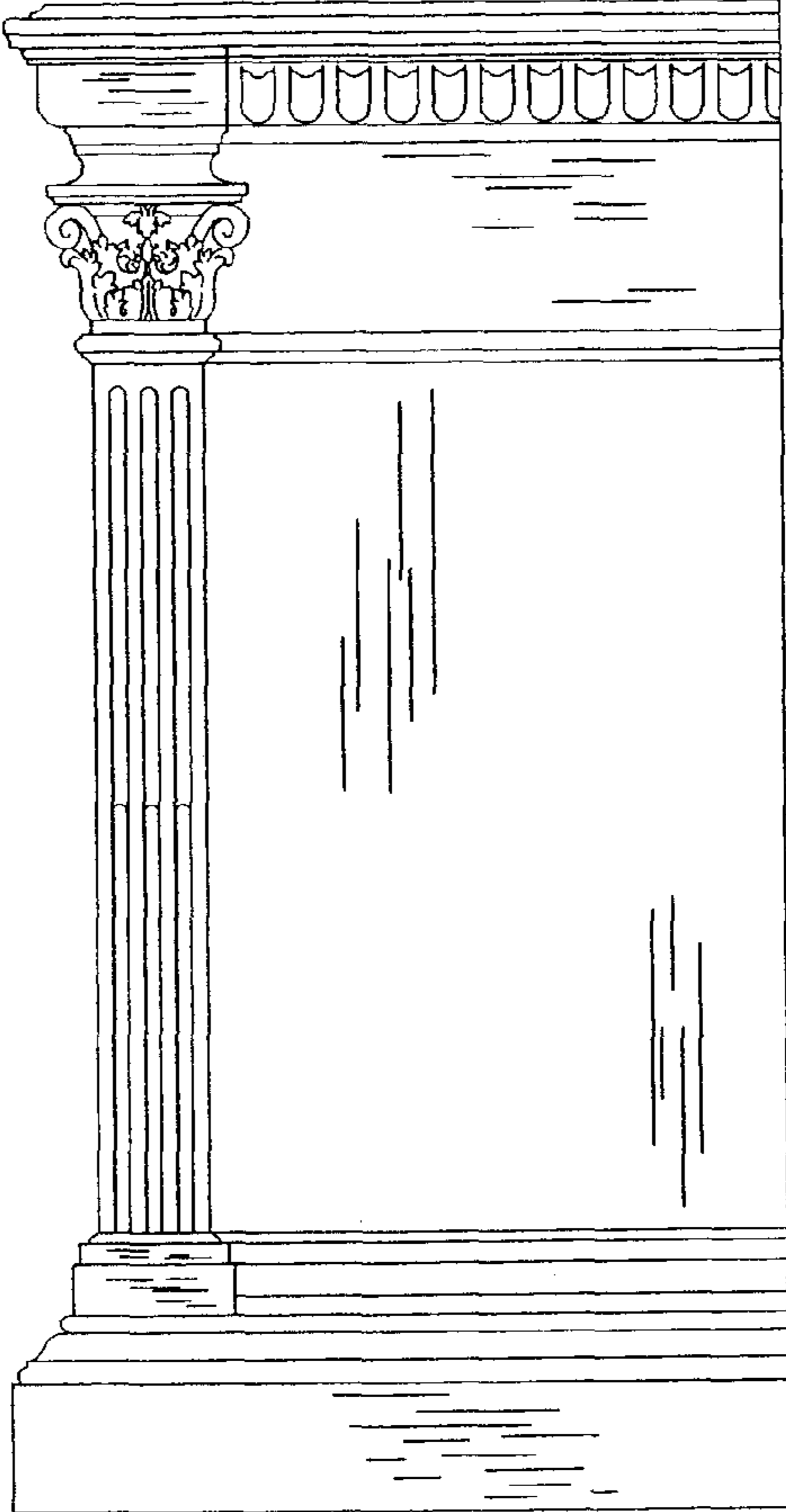


Fig. 3

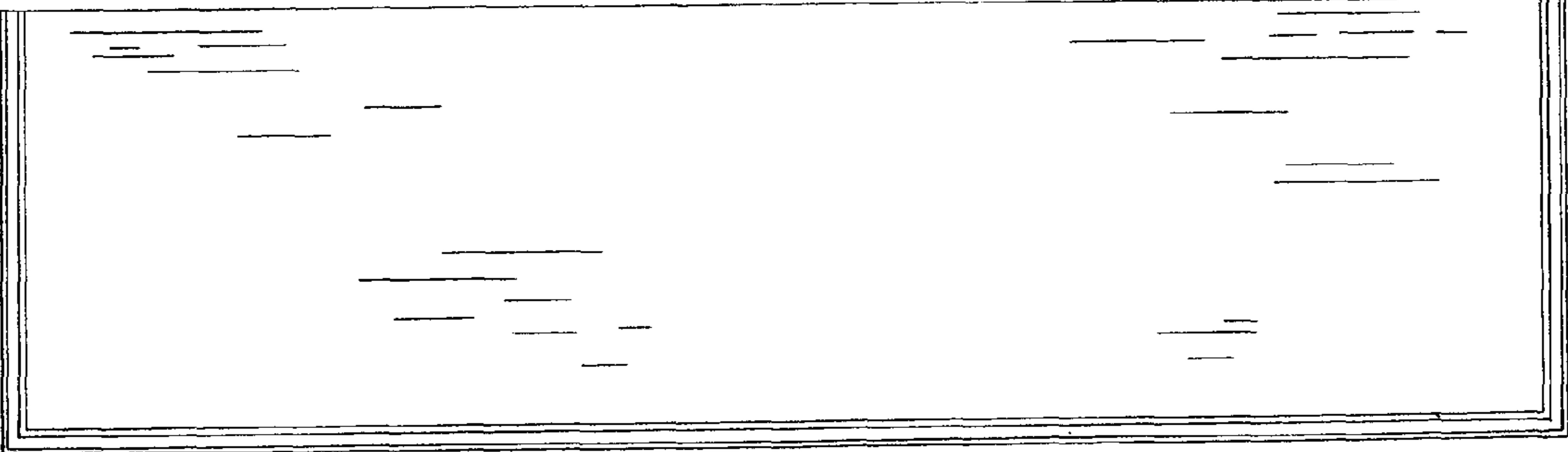


Fig. 4