

US00D513559S

(12) **United States Design Patent**
Fenton

(10) **Patent No.:** **US D513,559 S**
(45) **Date of Patent:** **** Jan. 17, 2006**

(54) **BUCKLE FOR A BAG**

D450,187 S * 11/2001 King D3/318
D452,377 S * 12/2001 Cooke et al. D3/318

(75) Inventor: **Timm J. Fenton**, Lebanon, NJ (US)

* cited by examiner

(73) Assignee: **TUMI, Inc.**, South Plainfield, NJ (US)

Primary Examiner—Catherine R. Oliver
(74) *Attorney, Agent, or Firm*—Baker Botts LLP

(**) Term: **14 Years**

(57) **CLAIM**

(21) Appl. No.: **29/178,063**

The ornamental design for a buckle for a bag, as shown and described.

(22) Filed: **Mar. 20, 2003**

(51) **LOC (8) Cl.** **03-01**

(52) **U.S. Cl.** **D3/318**

(58) **Field of Classification Search** D3/318,
D3/323, 327; D2/639, 640; D11/200–222;
24/30.5 R, 336, 337, 501; D8/395

See application file for complete search history.

DESCRIPTION

FIG. 1 is a front elevation view of a buckle for a bag showing my new design;

FIG. 2 is a right side elevation view, with the left side elevation view being a mirror image thereof;

FIG. 3 is a top plan view thereof; and,

FIG. 4 is a bottom plan view.

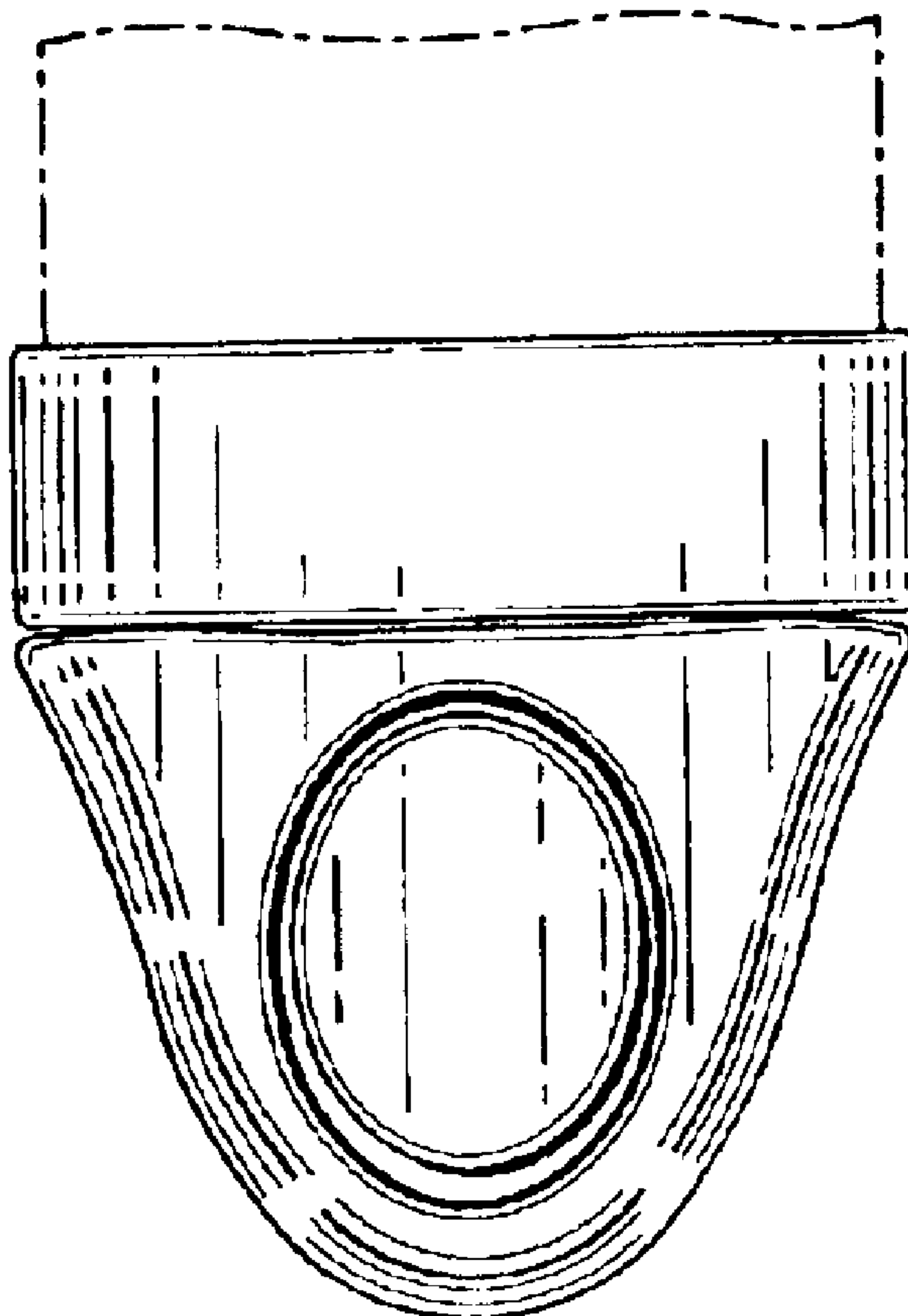
The broken lines are provided for illustrative purposes only and form no part of the claimed design. In addition, the portions of the buckle for bag that are not shown in the drawings, if any, do not form any part of the claimed design.

(56) **References Cited**

U.S. PATENT DOCUMENTS

D290,311 S * 6/1987 Metzger D3/327
D295,919 S * 5/1988 Makio D11/200
D363,592 S * 10/1995 Gold D2/639
D434,344 S * 11/2000 Nezu D11/216

1 Claim, 1 Drawing Sheet



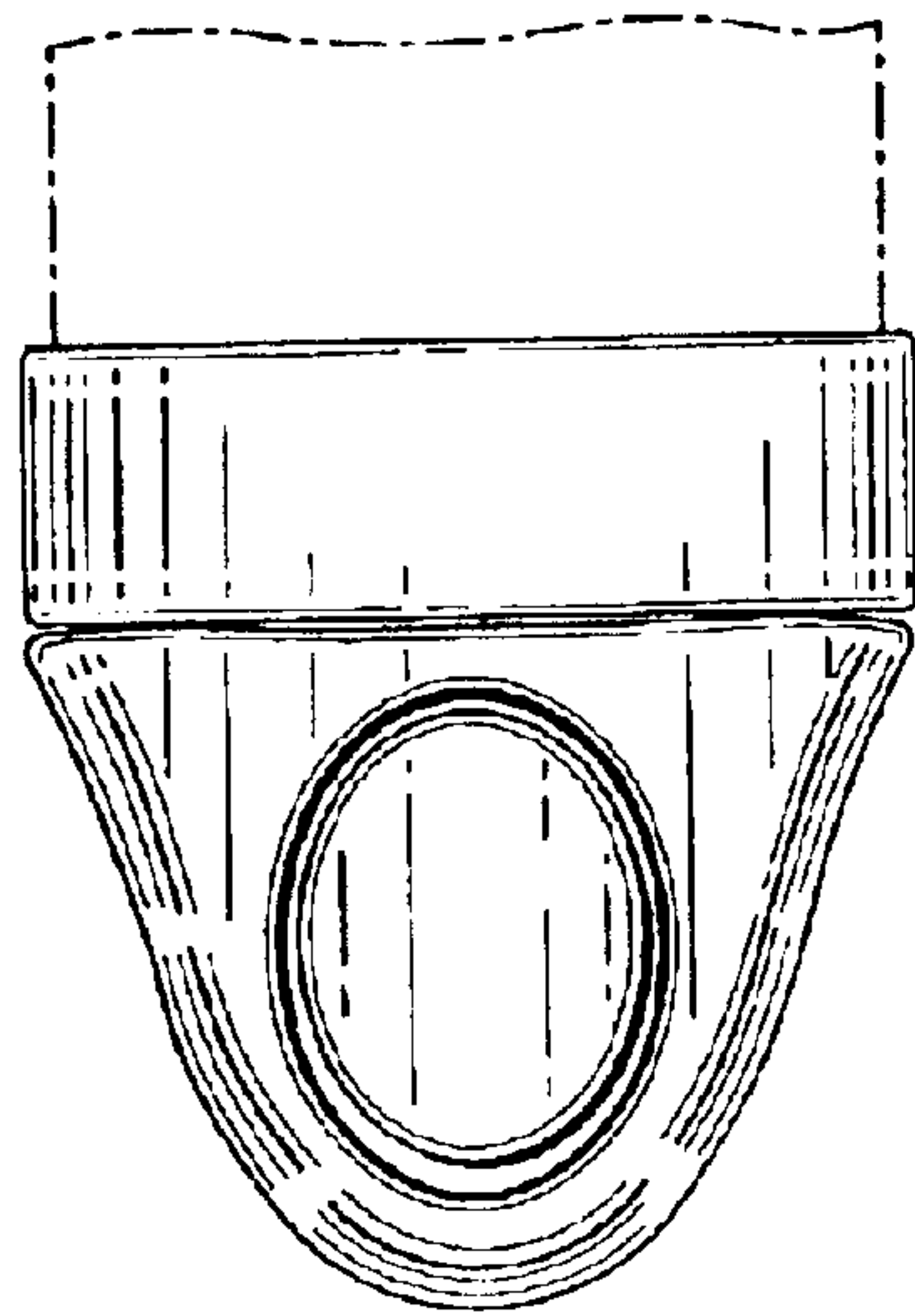


FIG. 1

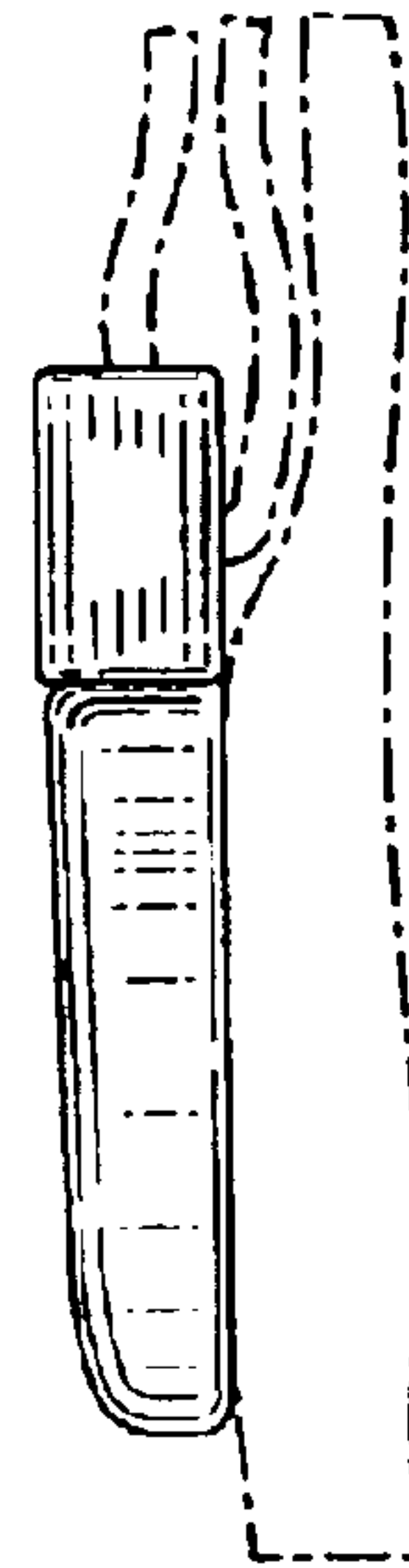


FIG. 2




FIG. 3

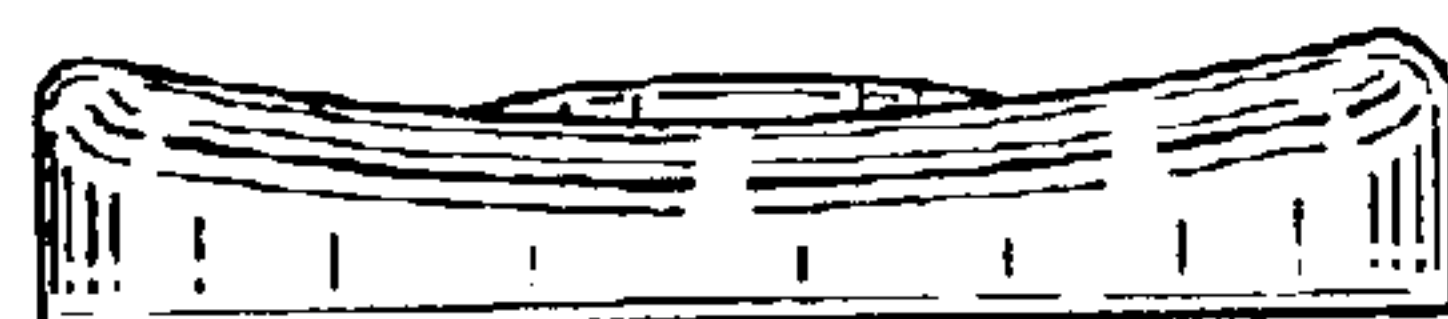


FIG. 4