



US00D513557S

(12) **United States Design Patent**
Kalat

(10) **Patent No.:** **US D513,557 S**
(45) **Date of Patent:** **** Jan. 17, 2006**

- (54) **TENNIS BALL HOLDER**
- (75) **Inventor:** **Edward W. Kalat**, Southington, CT (US)
- (73) **Assignee:** **Southington Tool & Manufacturing Corporation**, Plantsville, CT (US)
- (**) **Term:** **14 Years**
- (21) **Appl. No.:** **29/210,322**
- (22) **Filed:** **Jul. 29, 2004**
- (51) **LOC (8) Cl.** **03-01**
- (52) **U.S. Cl.** **D3/221**
- (58) **Field of Classification Search** D3/221, D3/215, 224, 226, 229, 257-259; 224/684, 224/667, 918-919, 250-251; D21/796; D6/552; D6/206/315.9; D7/620
See application file for complete search history.

D457,721 S * 5/2002 Matyas D3/221

* cited by examiner

Primary Examiner—Catherine R. Oliver
(74) *Attorney, Agent, or Firm*—Alix, Yale & Ristas, LLP

(57) **CLAIM**

The ornamental design for a tennis ball holder, as shown and described.

DESCRIPTION

FIG. 1 is a front view of the tennis ball holder, and a tennis ball shown in broken lines showing my new design, the rear view being the mirror image thereof;

FIG. 2 is a left side view of the tennis ball holder of FIG. 1;

FIG. 3 is a right side view of the tennis ball holder of FIG. 1;

FIG. 4 is a top plan view of the tennis ball holder of FIG. 1;

FIG. 5 is a bottom plan view of the tennis ball holder of FIG. 1; and,

FIG. 6 is an enlarged fragmentary sectional view of the tennis ball holder of FIG. 1, taken along the line 6—6, showing the contouring in detail.

The broken line showing of a tennis ball in FIG. 1 is for illustrative purposes only and forms no part of the claimed design.

(56) **References Cited**

U.S. PATENT DOCUMENTS

- D233,614 S * 11/1974 Kinard D3/221
- D240,059 S * 5/1976 Lewis D3/221
- 4,294,386 A * 10/1981 Ingram 224/919
- D333,214 S * 2/1993 Stewart et al. D3/221
- D371,904 S * 7/1996 Lee D3/221
- D450,923 S * 11/2001 Helmreich D3/221

1 Claim, 1 Drawing Sheet

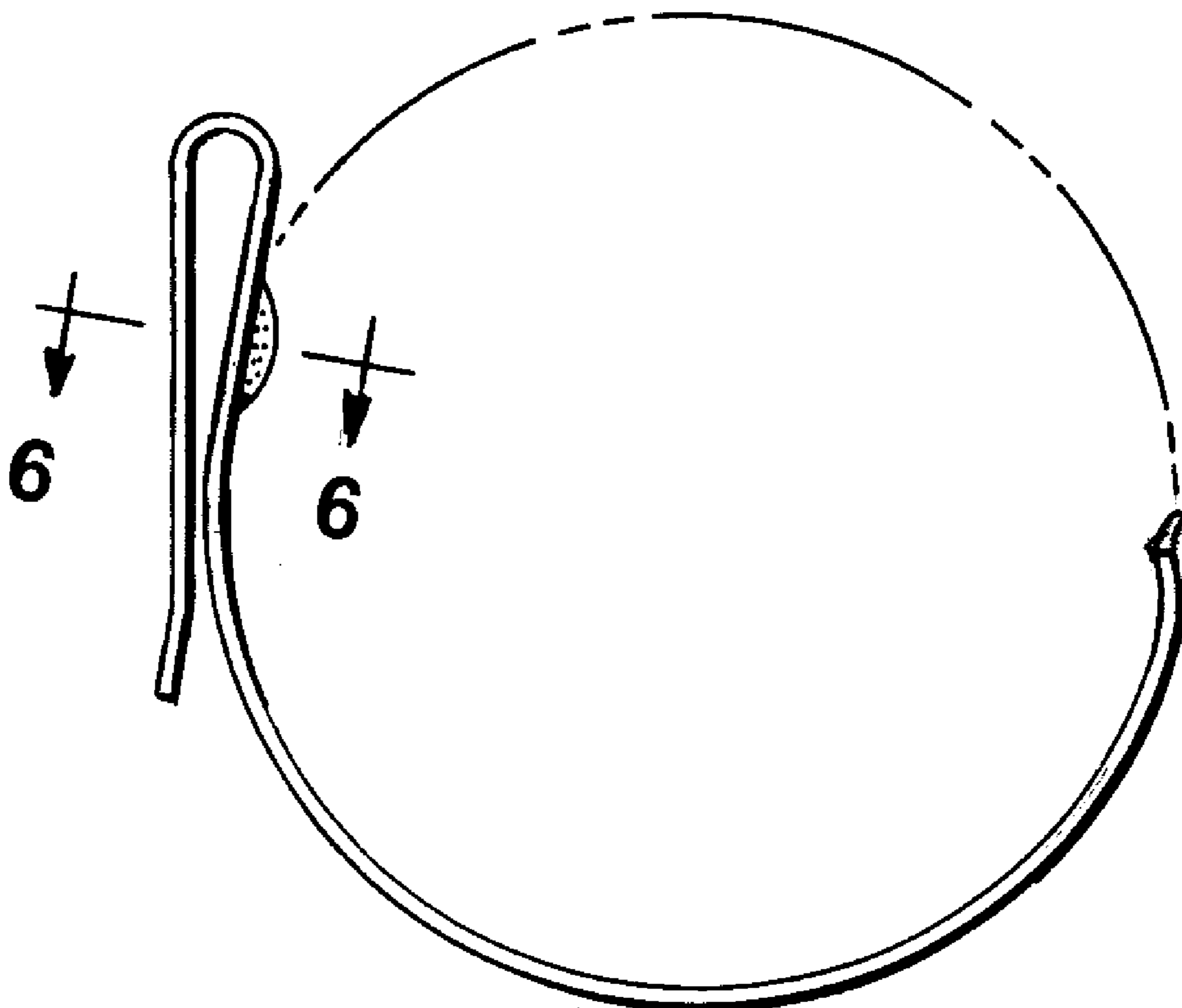




FIG. 4

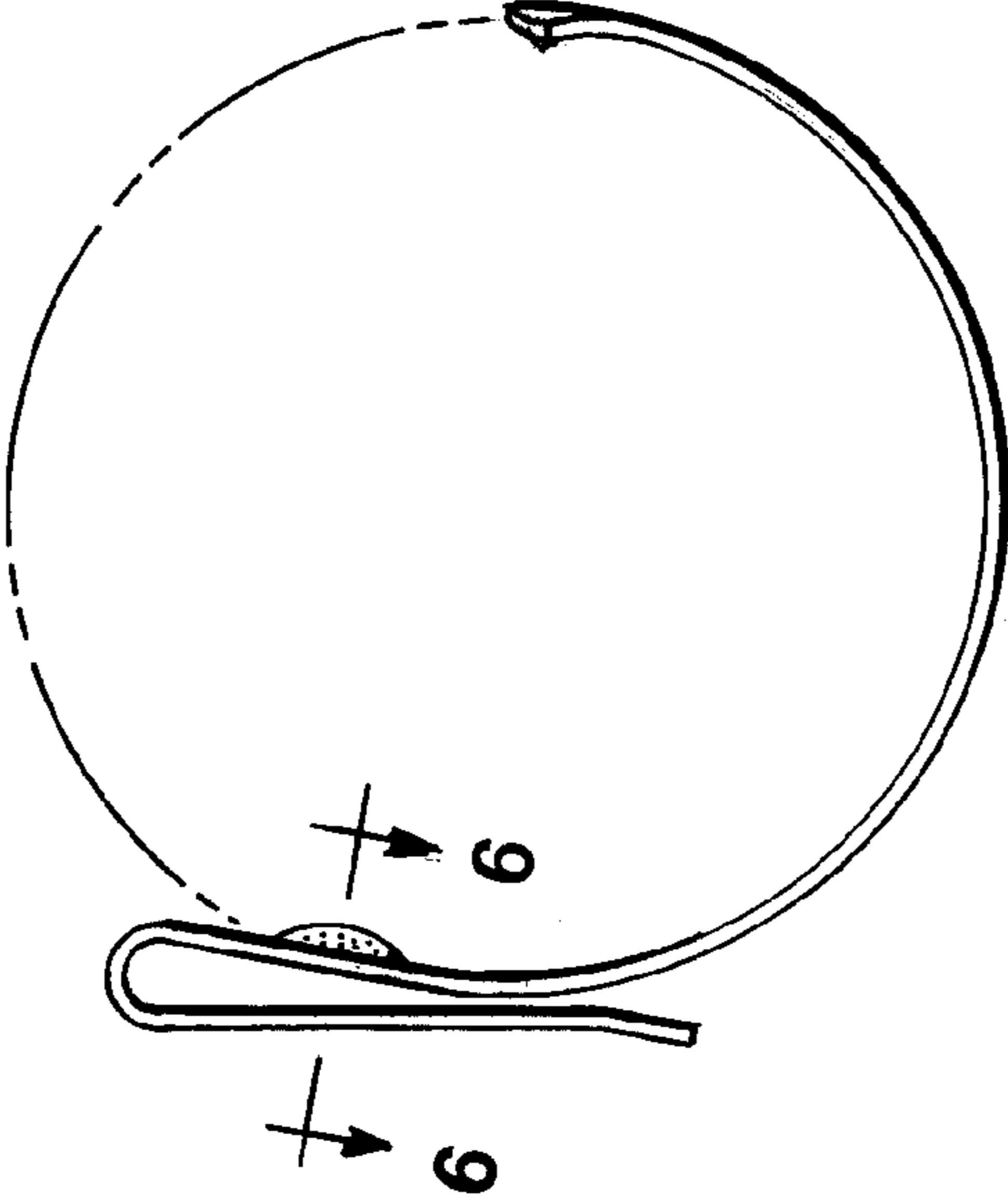


FIG. 1

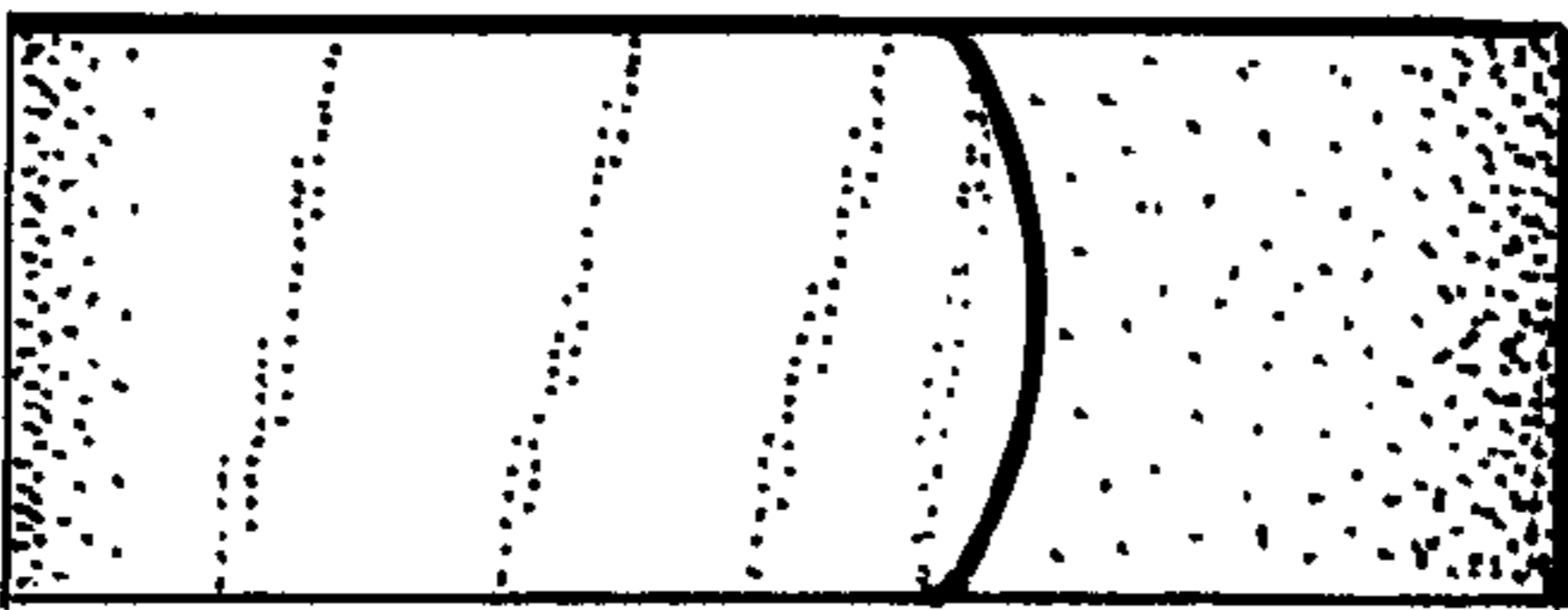


FIG. 2

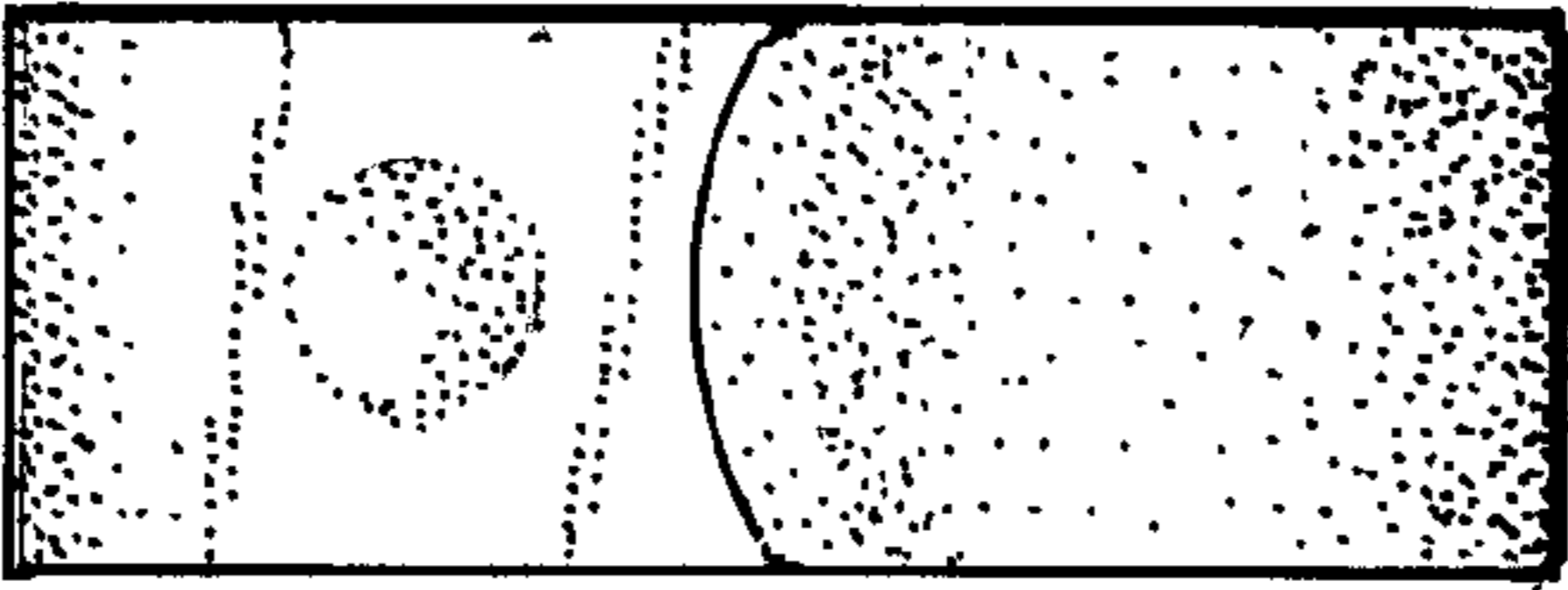


FIG. 3

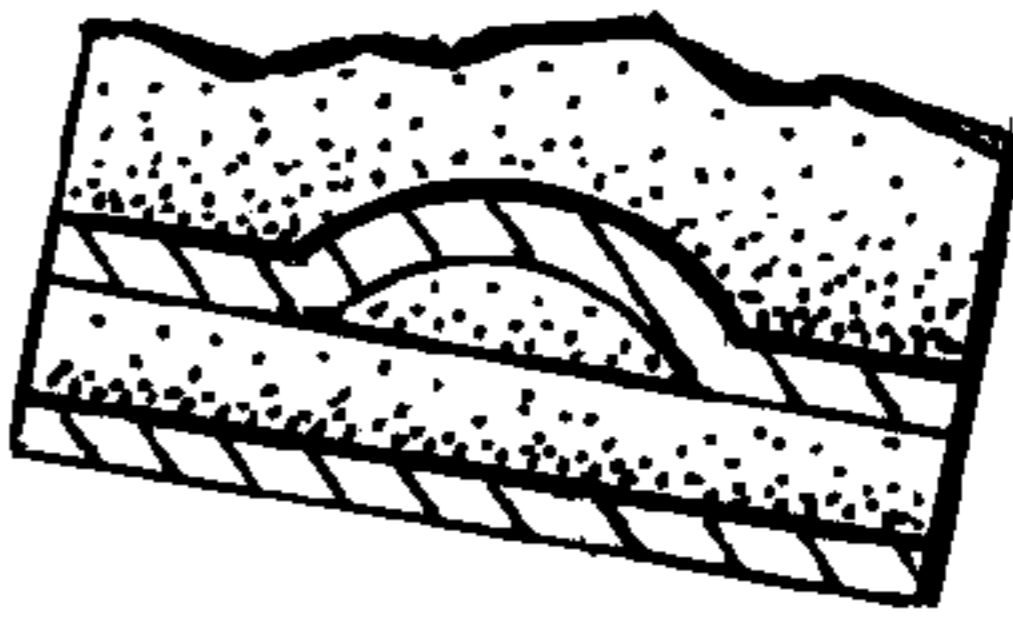


FIG. 6




FIG. 5