



US00D513556S

(12) **United States Design Patent**
Smith, III

(10) **Patent No.:** **US D513,556 S**
(45) **Date of Patent:** **** Jan. 17, 2006**

(54) **SIDE ELEMENT OF A SHOE UPPER**

(75) Inventor: **Wilson W. Smith, III**, Tualatin, OR (US)

(73) Assignee: **Nike, Inc.**, Beaverton, OR (US)

(**) Term: **14 Years**

(21) Appl. No.: **29/215,430**

(22) Filed: **Oct. 18, 2004**

(51) **LOC (8) Cl.** **02-99**

(52) **U.S. Cl.** **D2/972**

(58) **Field of Classification Search** D2/902,
D2/907, 908, 943, 944, 969, 972-974; 36/45,
36/50.1, 77 M, 77 R, 83, 88, 113, 114, 126-131
See application file for complete search history.

(56) **References Cited**

U.S. PATENT DOCUMENTS

D319,337 S	8/1991	Hatfield	
D329,528 S	9/1992	Hatfield	
D332,344 S	1/1993	Hatfield et al.	
D345,243 S	3/1994	Hatfield	
D347,318 S	5/1994	Avar	
D352,385 S	11/1994	Crowley	
D395,738 S	7/1998	Hatfield et al.	
D395,739 S	7/1998	Mervar	
D399,341 S	10/1998	Munns	
D400,347 S	11/1998	Gaudio	
D402,447 S	12/1998	Munns	
D402,450 S	12/1998	Munns	
D414,319 S	9/1999	Werman	
D431,710 S	10/2000	Panella	
6,438,870 B2	8/2002	Nasako et al.	
D474,581 S	5/2003	Cooper	
D490,232 S	5/2004	Kuerbis	
D500,917 S	* 1/2005	Chang D2/972

OTHER PUBLICATIONS

“Nike Footwear Catalog”, Fall 1996, published Dec. 1995, (p. K-214), Beaverton, Oregon.

“Nike Footwear Catalog”, Holiday 1998, published Feb. 1998, (p. M87), Beaverton, Oregon.

“Nike Footwear Catalog”, Fall 1999, published Nov. 1998, (p. M36), Beaverton, Oregon.

“Nike Footwear Catalog”, Spring 2002, published Jun. 2001, (p. 23), Beaverton, Oregon.

“Nike Footwear Catalog”, Fall 2003, published Nov. 2002, (p. W-13, 17, 45), Beaverton, Oregon.

“Nike Footwear Catalog”, Spring 2004, published Jun. 2003, (p. M-53), Beaverton, Oregon.

“Nike Footwear Catalog”, Late Spring 2004, published Sep. 2003, (p. W-24), Beaverton, Oregon.

“Nike Footwear Catalog”, Spring 2005, published Jun. 2004, (p. M-86), Beaverton, Oregon.

* cited by examiner

Primary Examiner—Dominic Simone
(74) *Attorney, Agent, or Firm*—TraskBritt

(57) **CLAIM**

The ornamental design for a side element of a shoe upper, as shown and described.

DESCRIPTION

FIG. 1 is a perspective view of a side element of a shoe upper showing my new design;

FIG. 2 is a side view of the side element of a shoe upper shown in FIG. 1;

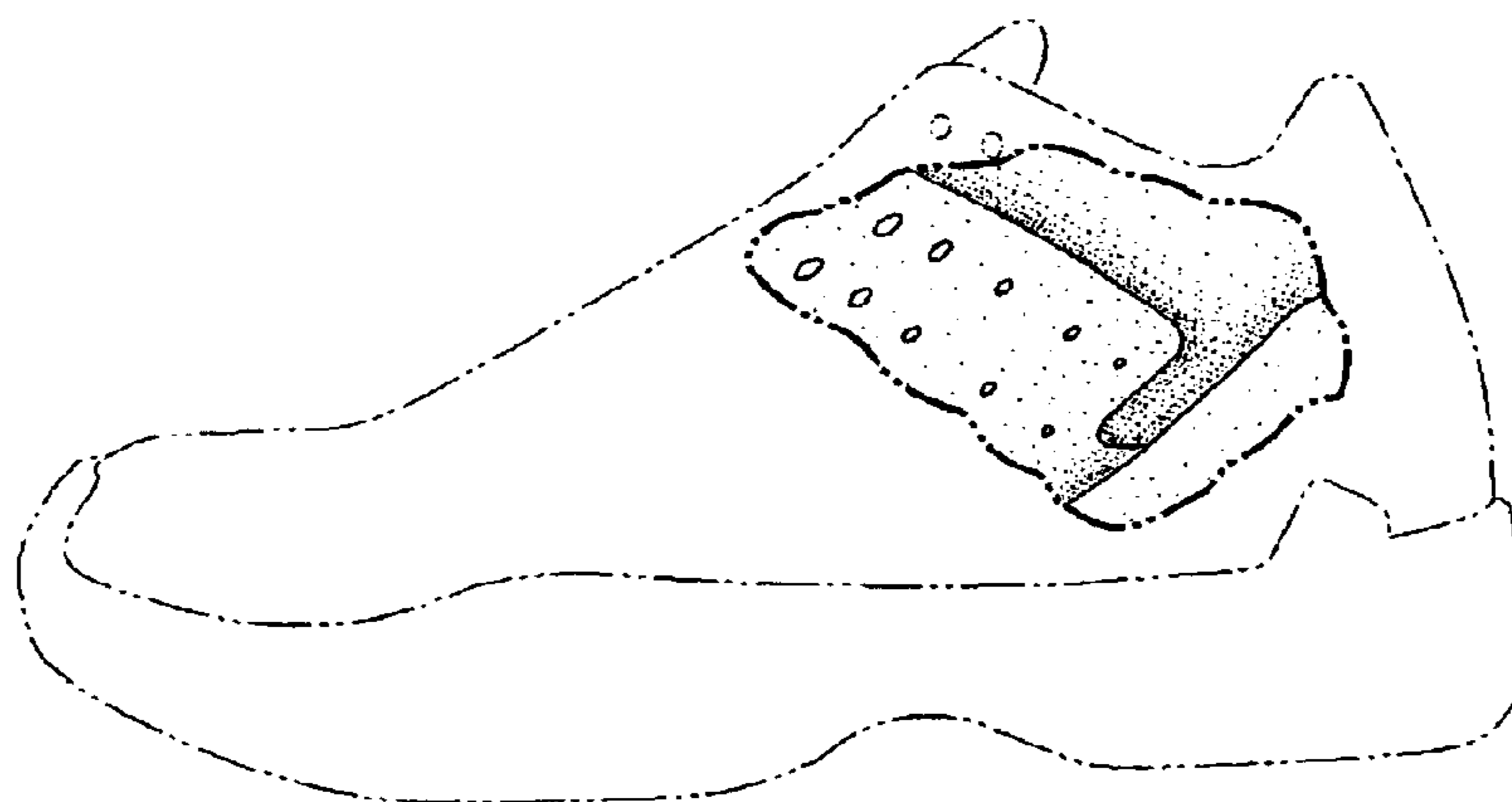
FIG. 3 is a front view of the side element of a shoe upper shown in FIG. 1;

FIG. 4 is a rear view of the side element of a shoe upper shown in FIG. 1; and,

FIG. 5 is a top view of the side element of a shoe upper shown in FIG. 1.

The uneven broken line immediately adjacent to the shaded area represents the bounds of the claimed design. All other uneven broken lines represent the remaining portion of the shoe. The uneven broken line representations in FIGS. 1-5 are for illustrative purposes only and form no part of the claimed design.

1 Claim, 2 Drawing Sheets






FIG. 1

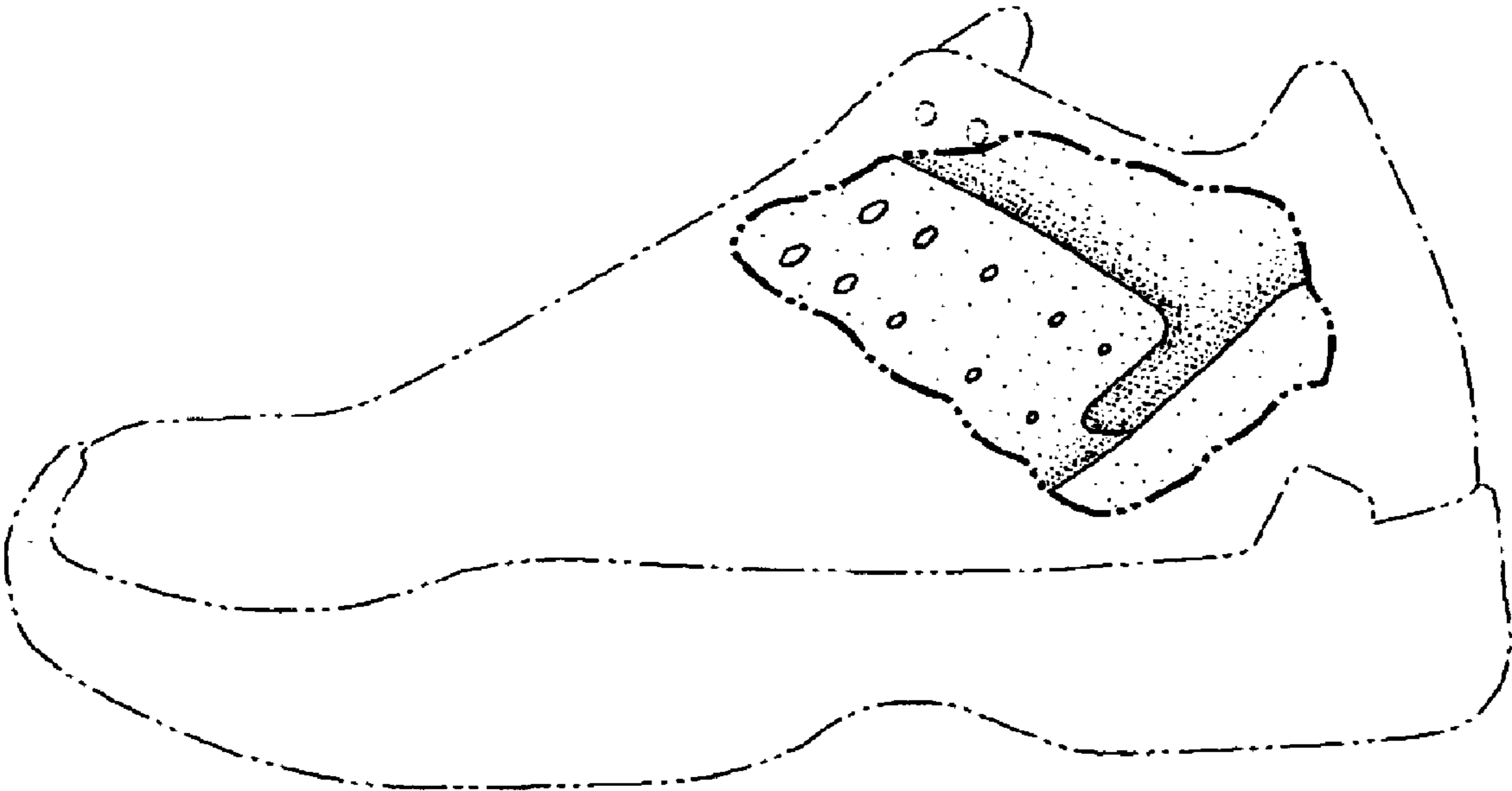


FIG. 2

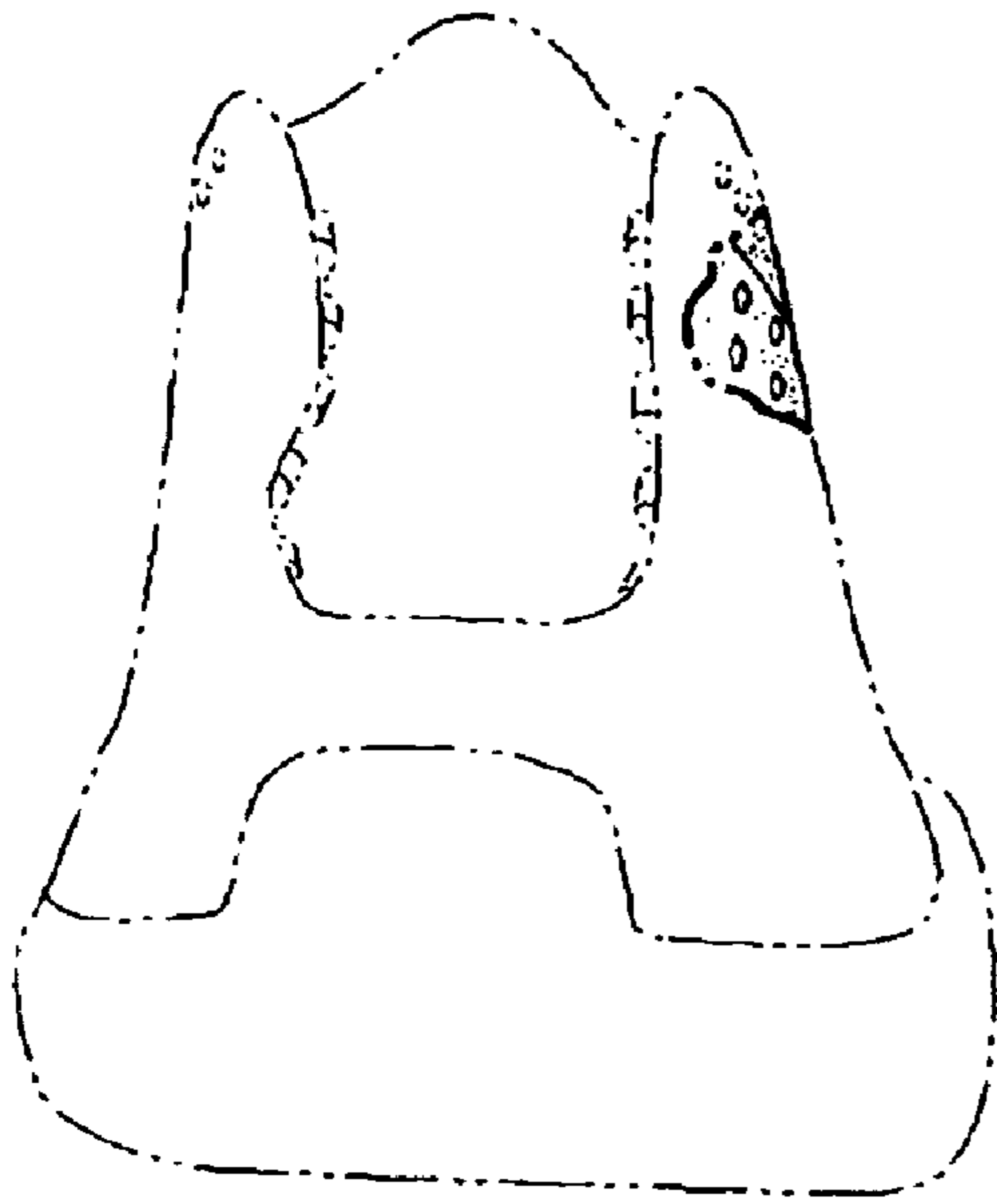


FIG. 3

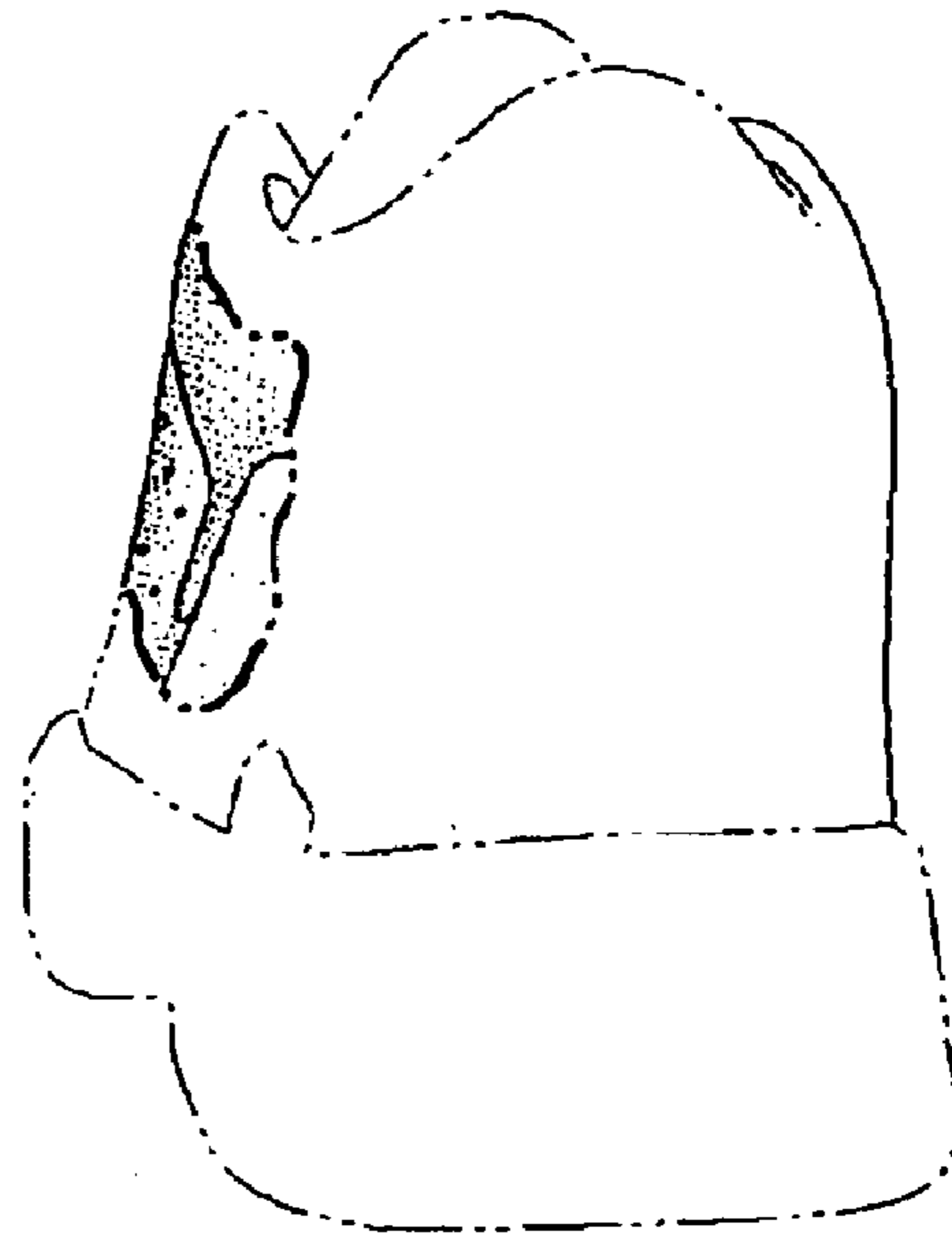


FIG. 4




FIG. 5