



US00D513553S

(12) **United States Design Patent**  
**Kaye et al.**

(10) **Patent No.: US D513,553 S**  
(45) **Date of Patent: \*\* Jan. 17, 2006**

- (54) **BREAST CUP OF A BRASSIERE**
- (75) Inventors: **Joanne Kaye**, New York, NY (US);  
**Ludovic Ledein**, Brooklyn, NY (US);  
**Michael D Abbott**, Statesville, NC (US)
- (73) Assignee: **Sara Lee Corporation**, Winston-Salem, NC (US)
- (\*\*) Term: **14 Years**
- (21) Appl. No.: **29/199,324**
- (22) Filed: **Feb. 13, 2004**

**Related U.S. Application Data**

- (63) Continuation-in-part of application No. 29/176,262, filed on Feb. 19, 2003.
- (51) **LOC (8) Cl.** ..... **02-01**
- (52) **U.S. Cl.** ..... **D2/706; 450/42; D2/700**
- (58) **Field of Classification Search** ..... 450/42,  
450/49, 52, 36; D2/700, 709  
See application file for complete search history.

(56) **References Cited**

**U.S. PATENT DOCUMENTS**

60,767 A \* 1/1867 McLean ..... 450/42

|              |   |         |                 |       |        |
|--------------|---|---------|-----------------|-------|--------|
| RE22,771 E   | * | 7/1946  | Licht           | ..... | 450/52 |
| 2,420,593 A  | * | 5/1947  | Gluckin         | ..... | 450/49 |
| 2,480,643 A  | * | 8/1949  | Gluck           | ..... | 450/49 |
| 2,533,060 A  | * | 12/1950 | Silvain         | ..... | 450/42 |
| D186,375 S   | * | 10/1959 | Schaumer        | ..... | D2/707 |
| 3,064,329 A  | * | 11/1962 | Westberg et al. | ..... | 450/39 |
| 3,149,635 A  | * | 9/1964  | Garutso         | ..... | 450/36 |
| 6,478,656 B1 | * | 11/2002 | Khoury          | ..... | 450/39 |

\* cited by examiner

*Primary Examiner*—Louis S. Zarfaz  
*Assistant Examiner*—Sarah Gill

(74) *Attorney, Agent, or Firm*—Ohlandt, Greeley, Ruggiero & Perle, L.L.P.

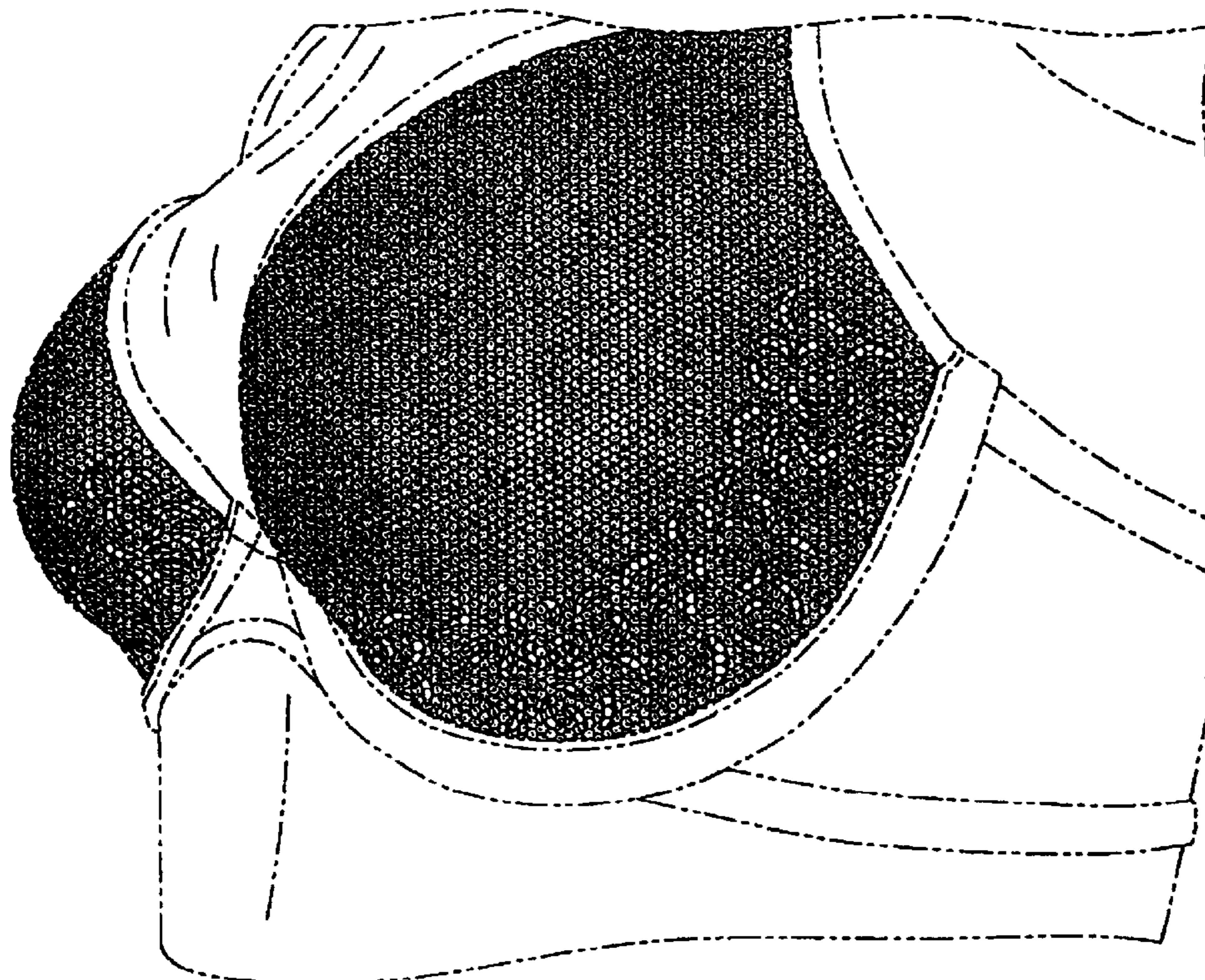
(57) **CLAIM**

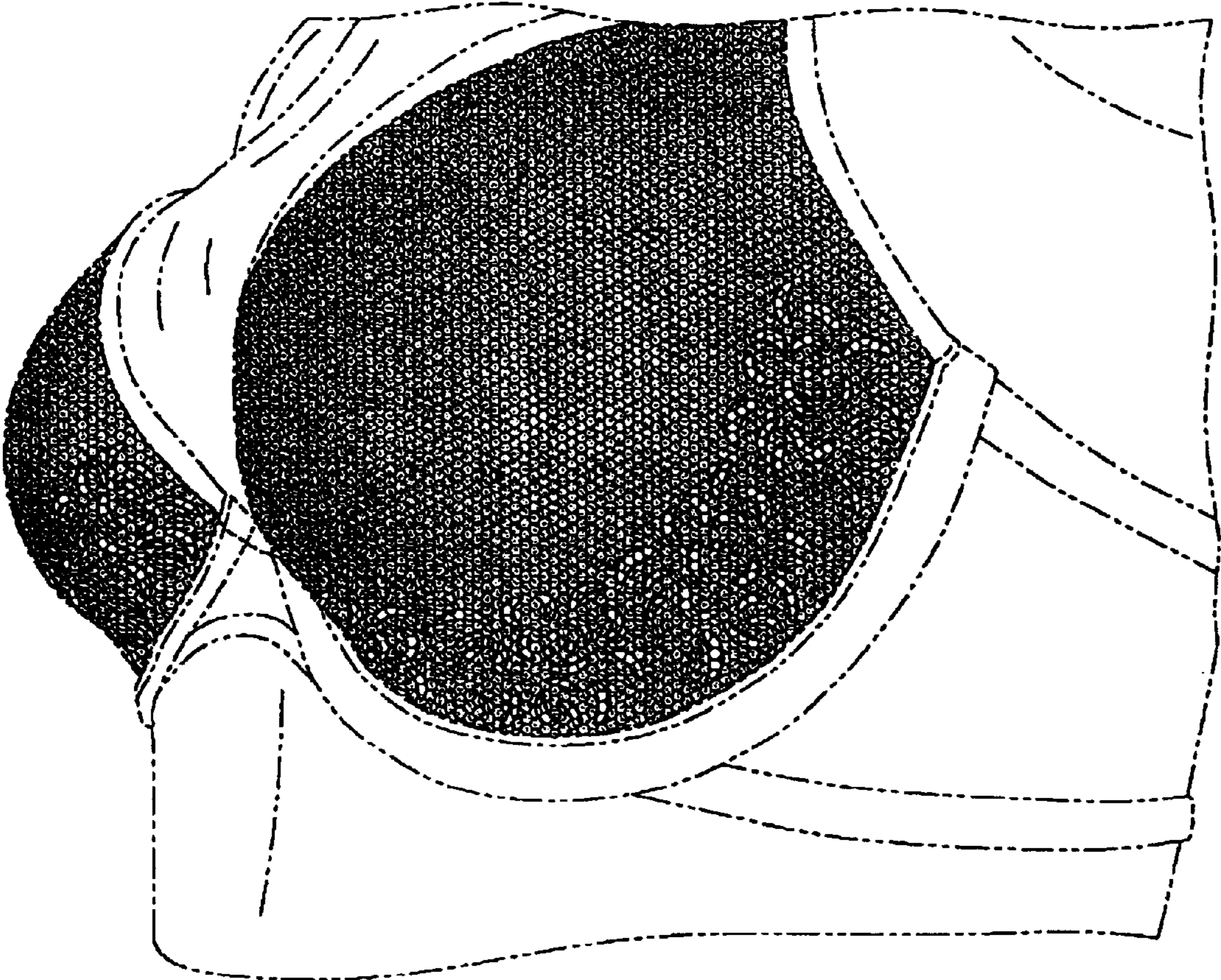
The ornamental design for a breast cup of a brassiere, as shown and described.

**DESCRIPTION**

FIG. 1 is a first perspective view of the breast cup of a brassiere (with a second breast cup showing the same design) according to the present invention; FIG. 2 is a rear view of the breast cup of FIG. 1; and, FIG. 3 is a front view of a pair of the breast cups of FIG. 1. The broken lines are for illustrative purposes only and form no part of the claimed design.

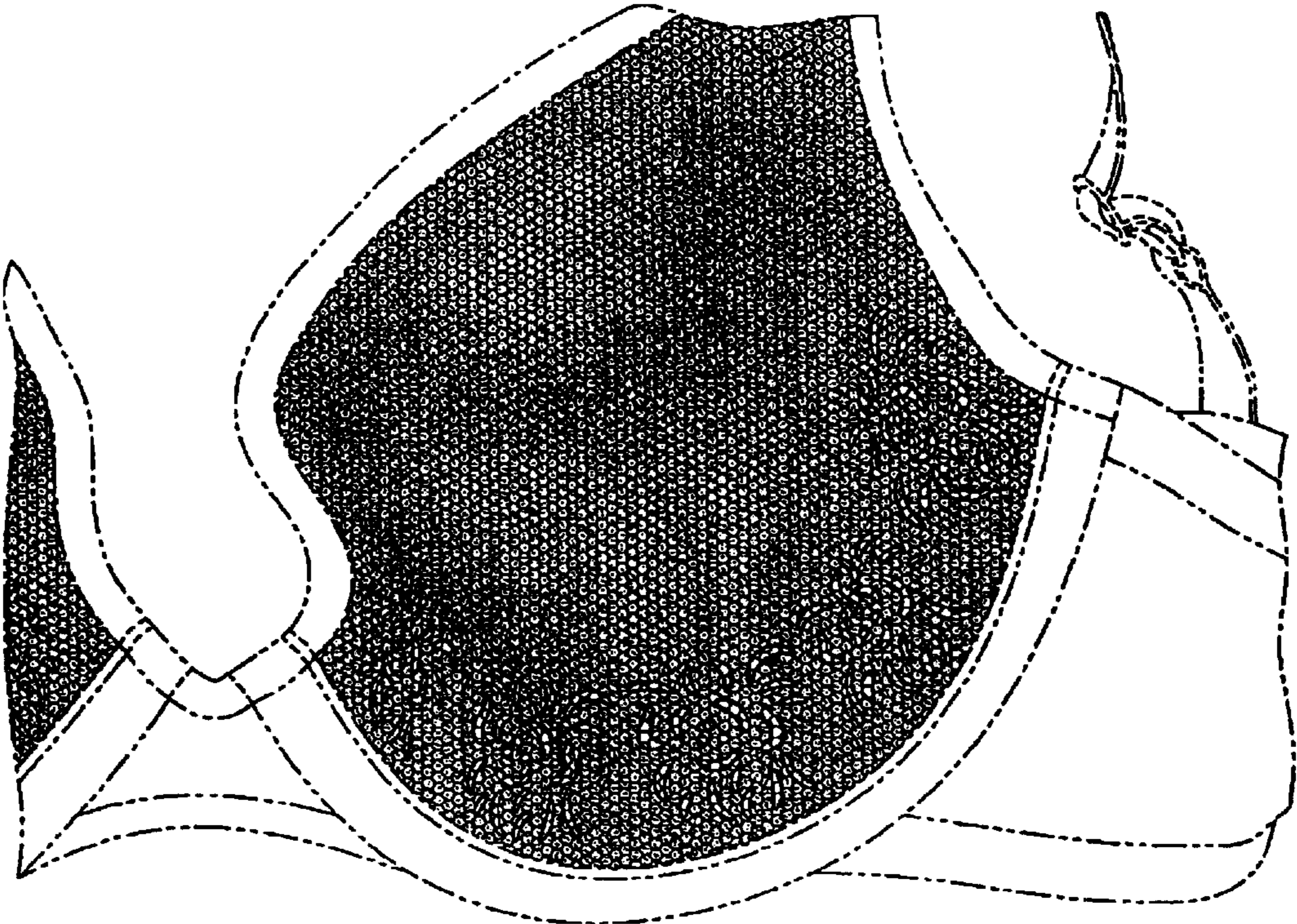
**1 Claim, 3 Drawing Sheets**



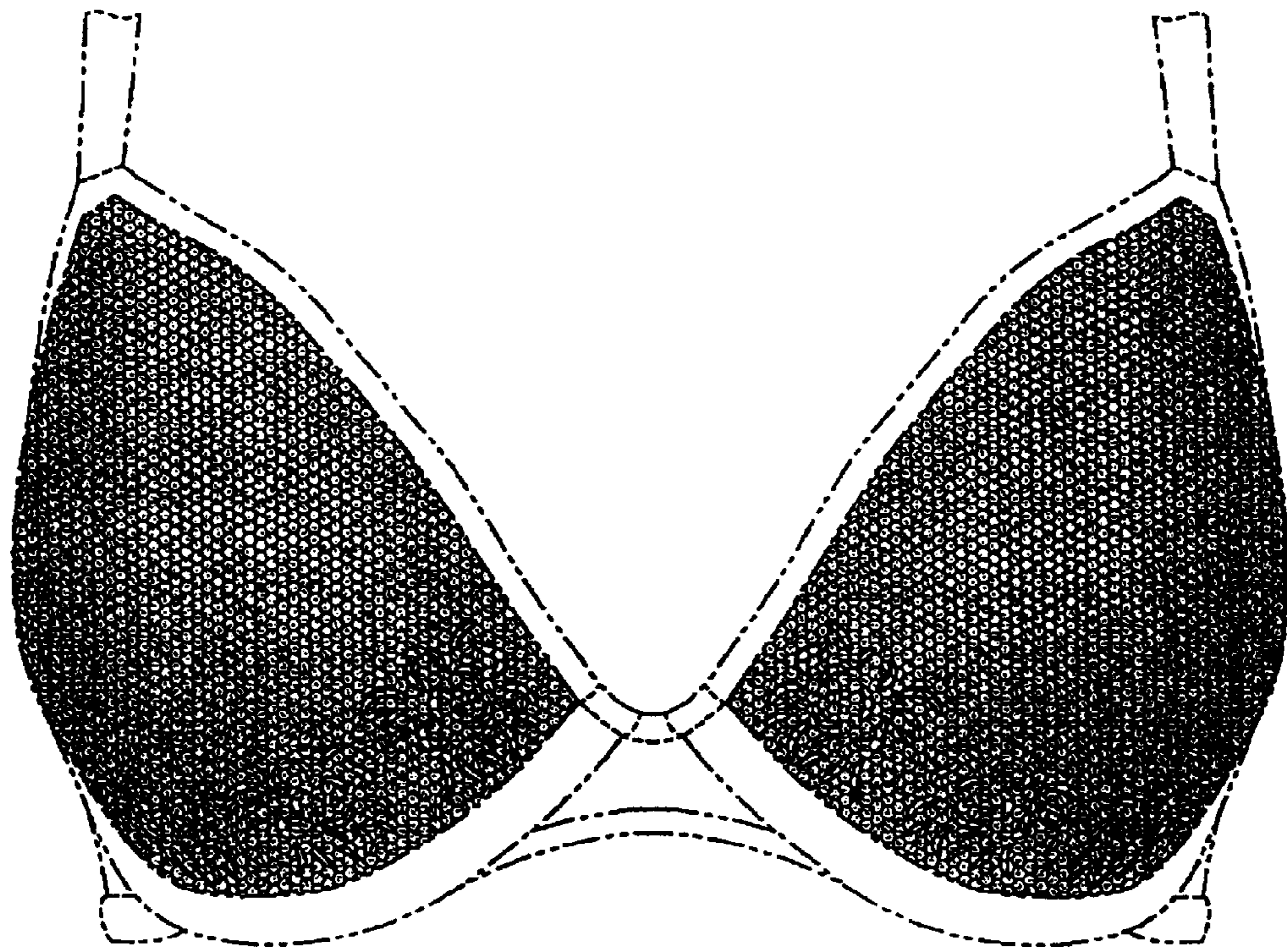


**FIG. 1**





**FIG. 2**



**FIG. 3**