

US00D513522S

(12) **United States Design Patent**
Nelson

(10) **Patent No.:** **US D513,522 S**
(45) **Date of Patent:** **** Jan. 10, 2006**

(54) **NEON SIGN**

(76) **Inventor:** **Charles R. Nelson**, 203 Thornwell Ct.,
Spartanburg, SC (US) 29376

(**) **Term:** **14 Years**

(21) **Appl. No.:** **29/229,264**

(22) **Filed:** **May 5, 2005**

Related U.S. Application Data

(62) Division of application No. 29/215,929, filed on Oct. 27, 2004, now Pat. No. Des. 507,603, which is a division of application No. 29/198,336, filed on Apr. 19, 2004, now Pat. No. Des. 501,516.

(51) **LOC (8) Cl.** **20-02**

(52) **U.S. Cl.** **D20/10; D20/42**

(58) **Field of Classification Search** D20/10,
D20/19, 21, 42, 99; D26/31; 40/130, 538,
40/540-553, 564, 572, 574, 584, 644-612;
362/811-812

See application file for complete search history.

(56) **References Cited**

U.S. PATENT DOCUMENTS

1,570,980 A	1/1926	Wiegand	30/130
1,654,255 A	12/1927	Hendry	40/545
1,872,428 A	8/1932	Drury	
1,917,956 A	7/1933	Earley	
2,095,291 A	10/1937	Schneider	40/130
2,186,982 A	1/1940	Mansell	40/545
2,302,667 A	11/1942	Duncan	40/545
D161,715 S	1/1951	Siegel et al.	D20/10
2,540,271 A *	2/1951	Lytton	40/545
D162,354 S	3/1951	Smith	D20/10
D162,355 S	3/1951	Smith	D20/10
2,556,779 A	6/1951	Ross	40/545
3,056,221 A	10/1962	Brienza	40/545
3,085,224 A	4/1963	Becka	340/944

D214,860 S	8/1969	Avila	D20/29
3,550,298 A	12/1970	O'Neill	40/545
4,169,327 A	10/1979	Stilling	40/549
4,201,003 A	5/1980	Witt	40/545
4,852,285 A	8/1989	Kimoto	40/542
5,267,404 A	12/1993	Kizy	40/545
5,493,804 A	2/1996	Lo	40/545
5,533,286 A	7/1996	Fallon et al.	40/545
5,536,558 A	7/1996	Shelton	40/541 X
5,579,598 A	12/1996	Fallon et al.	40/545
D433,453 S	11/2000	Fallon et al.	40/545
6,192,610 B1	2/2001	Fallon et al.	40/545
D456,850 S	5/2002	Fallon	D20/10
D460,490 S	7/2002	Fallon	D20/10
D477,032 S	7/2003	Fallon	D20/10
6,675,515 B2	1/2004	Fallon et al.	40/545

FOREIGN PATENT DOCUMENTS

GB 403541 12/1933 40/130

* cited by examiner

Primary Examiner—Robert M. Spear
(74) *Attorney, Agent, or Firm*—Joseph T. Guy; Nexsen Pruet, LLC


(57) **CLAIM**

The ornamental design for a neon sign, as shown and described.

DESCRIPTION

FIG. 1 is a front perspective view of a neon sign of the present invention;
FIG. 2 is a front view of the neon sign of FIG. 1;
FIG. 3 is a rear view of the neon sign of FIG. 1;
FIG. 4 is a right side view of the neon sign of FIG. 1;
FIG. 5 is a left side view of the neon sign of FIG. 1;
FIG. 6 is a bottom side view of the neon sign of FIG. 1; and,
FIG. 7 is a top side view of the neon sign of FIG. 1.

1 Claim, 3 Drawing Sheets



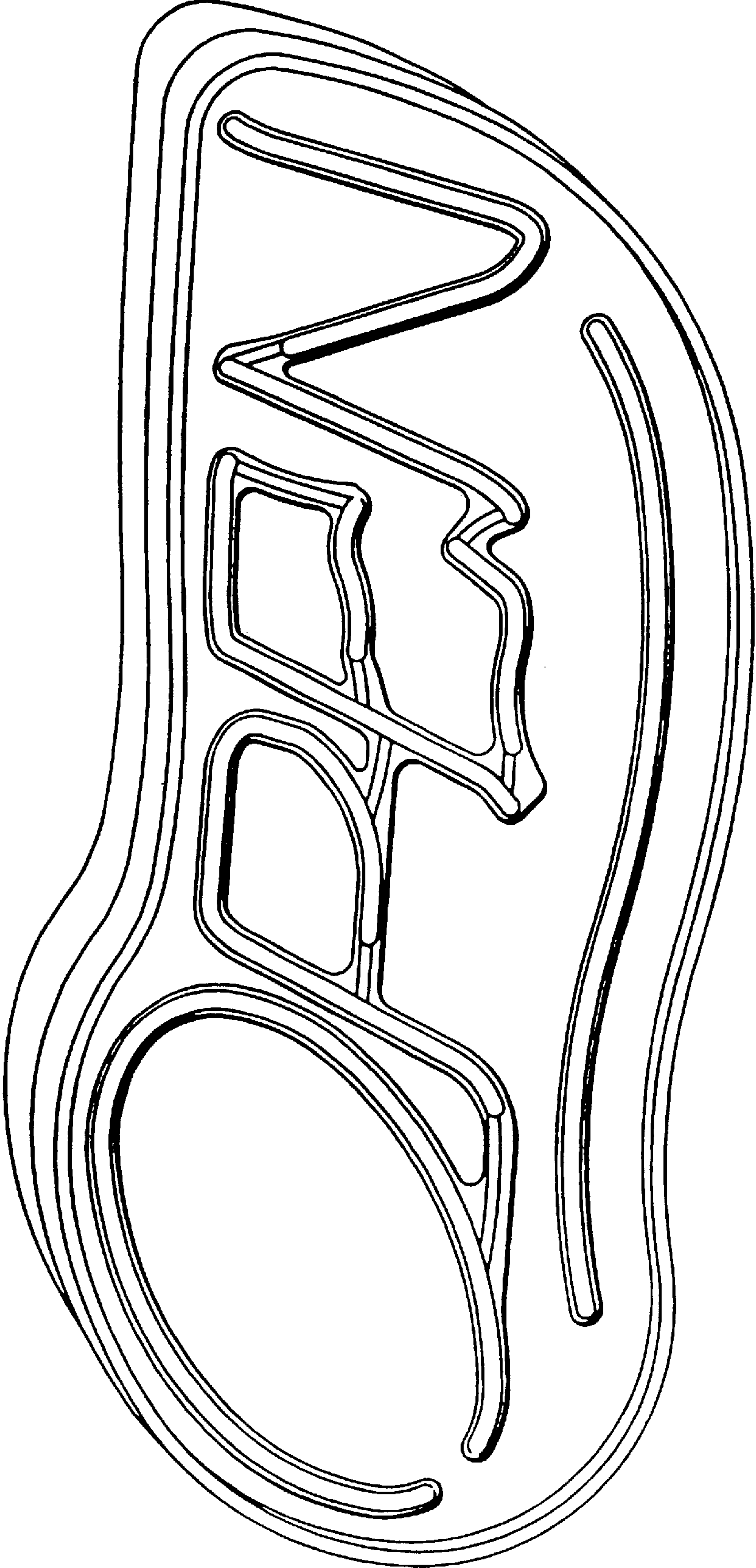


FIG. 1

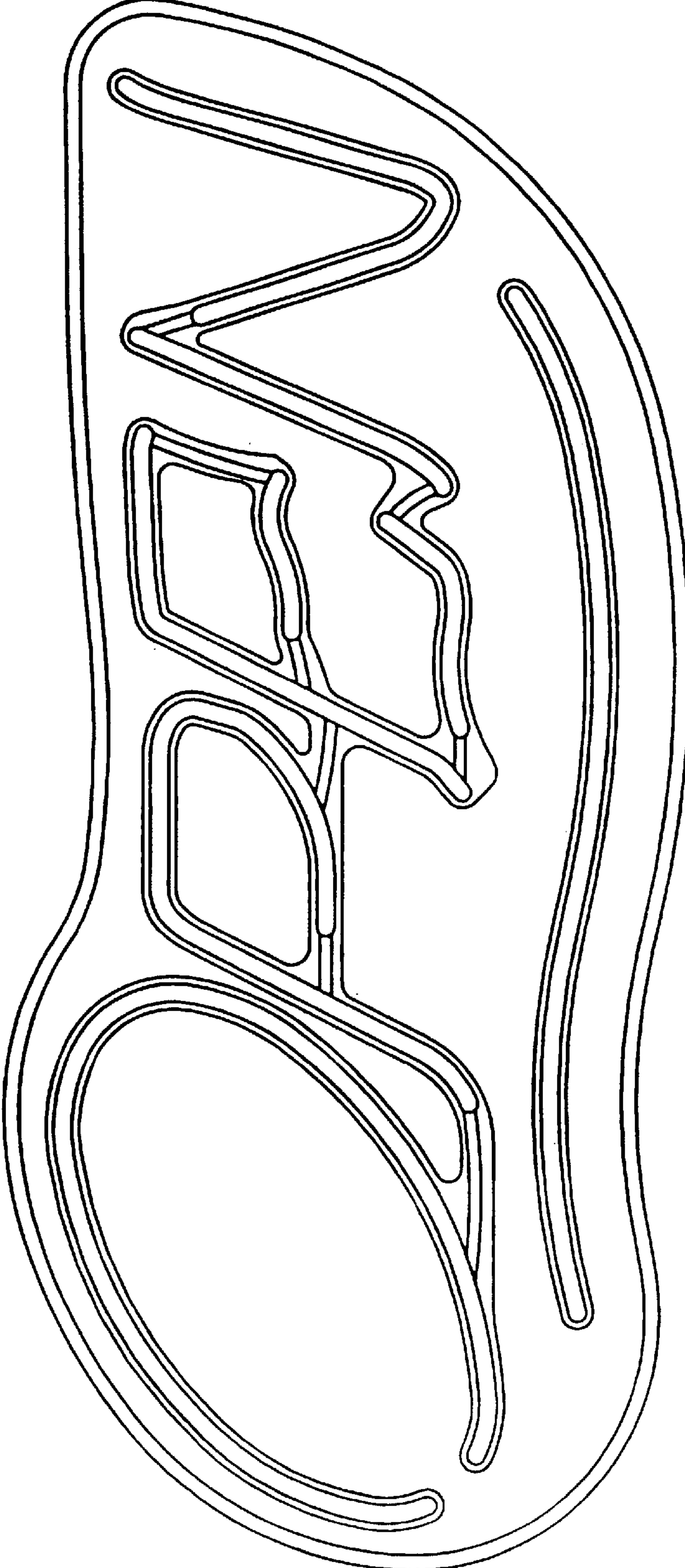


FIG. 2




FIG. 7




FIG. 4

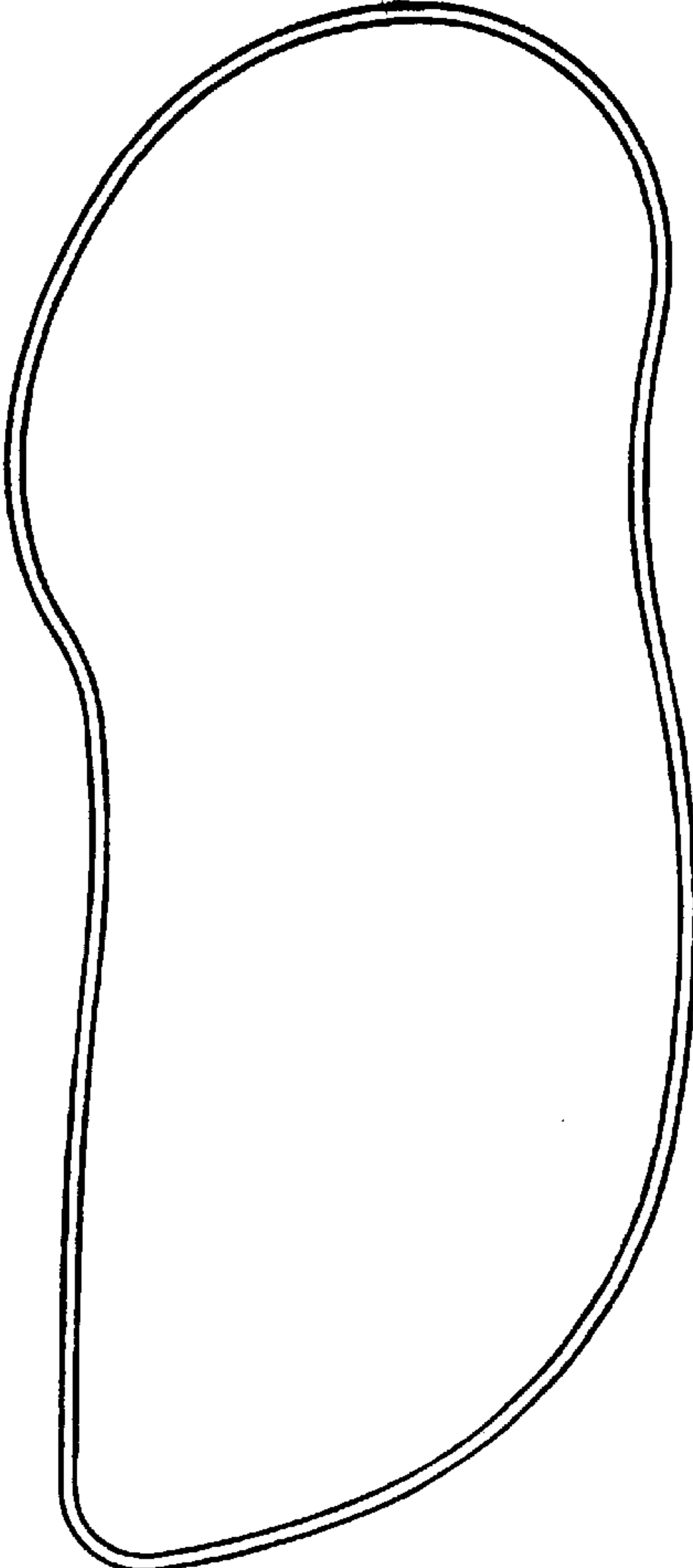


FIG. 3




FIG. 5




FIG. 6