



US00D513513S

(12) **United States Design Patent**  
**Taber**

(10) **Patent No.:** **US D513,513 S**  
(45) **Date of Patent:** **\*\* Jan. 10, 2006**

- (54) **SUN SHADE**
- (75) **Inventor:** **Jay David Taber, Sullivan, IL (US)**
- (73) **Assignee:** **Agri-Fab, Inc., Sullivan, IL (US)**
- (\*\*) **Term:** **14 Years**
- (21) **Appl. No.:** **29/205,526**
- (22) **Filed:** **May 17, 2004**
- (51) **LOC (8) Cl.** ..... **15-03**
- (52) **U.S. Cl.** ..... **D15/28**
- (58) **Field of Classification Search** ..... **D15/10-28,**  
**D15/30; D12/16, 317, 318; 56/202, 320.1,**  
**56/320.2; 296/102, 116; 135/90, 88.01, 120.1;**  
**180/89.11, 89.12, 900; D7/402; 297/184.15**  
**See application file for complete search history.**

- 5,842,732 A \* 12/1998 Daggett et al. .... 296/102
- D408,038 S \* 4/1999 Lollis, Jr. .... D15/17
- D430,579 S \* 9/2000 Westendorf et al. .... D15/28
- D481,398 S \* 10/2003 Tokach et al. .... D15/30

\* cited by examiner

*Primary Examiner*—Mitchell Siegel  
*Assistant Examiner*—Mark A. Goodwin  
(74) *Attorney, Agent, or Firm*—Vedder Price Kaufman & Kammholz

(57) **CLAIM**

The ornamental design for a sun shade, as shown and described.

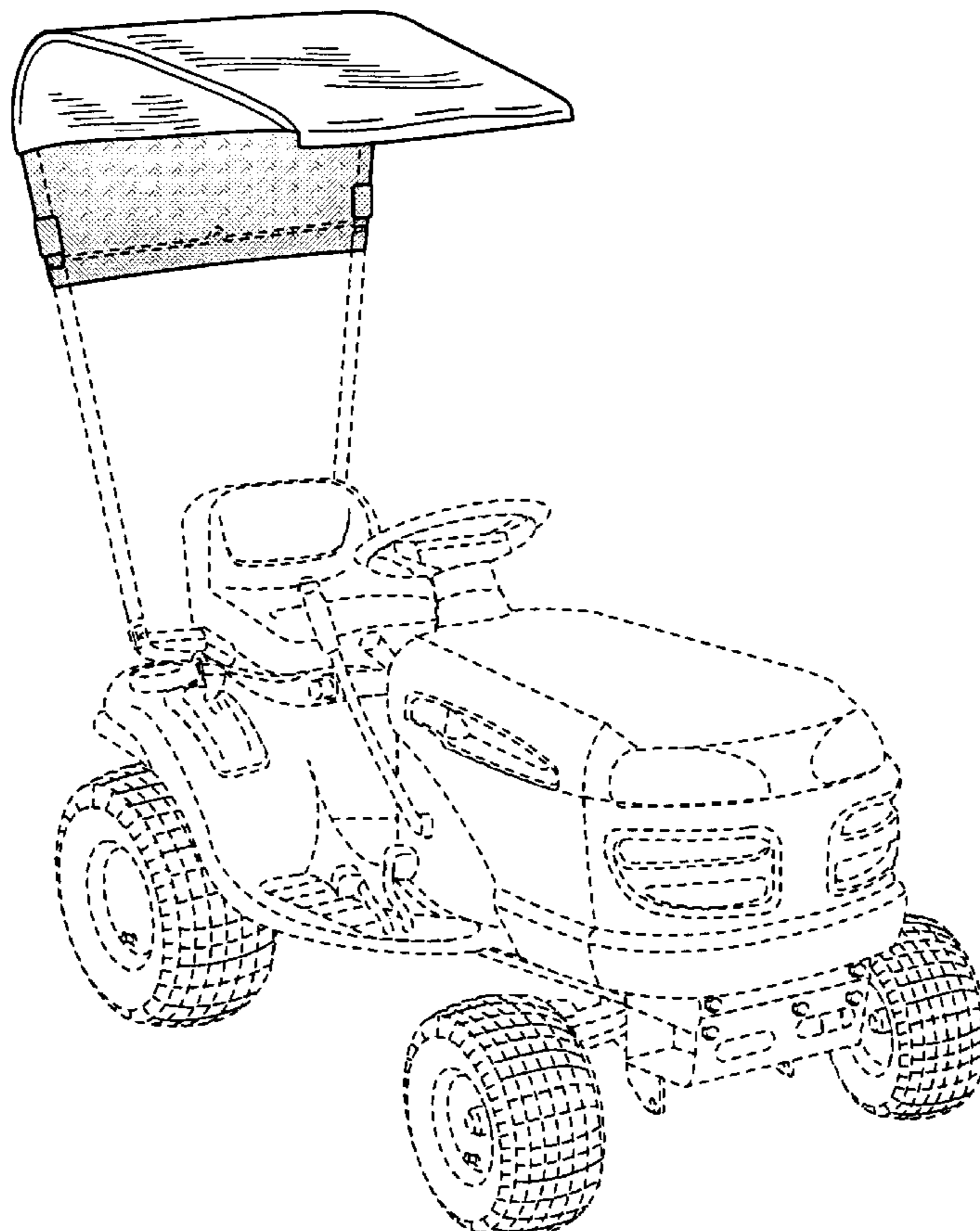
**DESCRIPTION**

FIG. 1 is a perspective view of the sun shade showing my new design;  
FIG. 2 is a front view of my invention;  
FIG. 3 is a back view of my invention;  
FIG. 4 is a view of one side of my invention;  
FIG. 5 is a view of the other side of my invention;  
FIG. 6 is a top view of my invention; and,  
FIG. 7 is a bottom view of my invention.  
The broken line showing is for illustrative purposes only and forms no part of the claimed design.

(56) **References Cited**  
**U.S. PATENT DOCUMENTS**

- 4,063,318 A \* 12/1977 Nicholson ..... 5/656
- 4,846,524 A \* 7/1989 Gerber ..... 296/116
- 4,865,381 A \* 9/1989 Van Rogue ..... 297/184.15
- D355,424 S \* 2/1995 Williams et al. .... D15/28
- D361,014 S \* 8/1995 Baribeau ..... D7/402
- D391,546 S \* 3/1998 Frink et al. .... D12/317
- D392,243 S \* 3/1998 Anderson ..... D12/317

**1 Claim, 2 Drawing Sheets**






FIG. 1

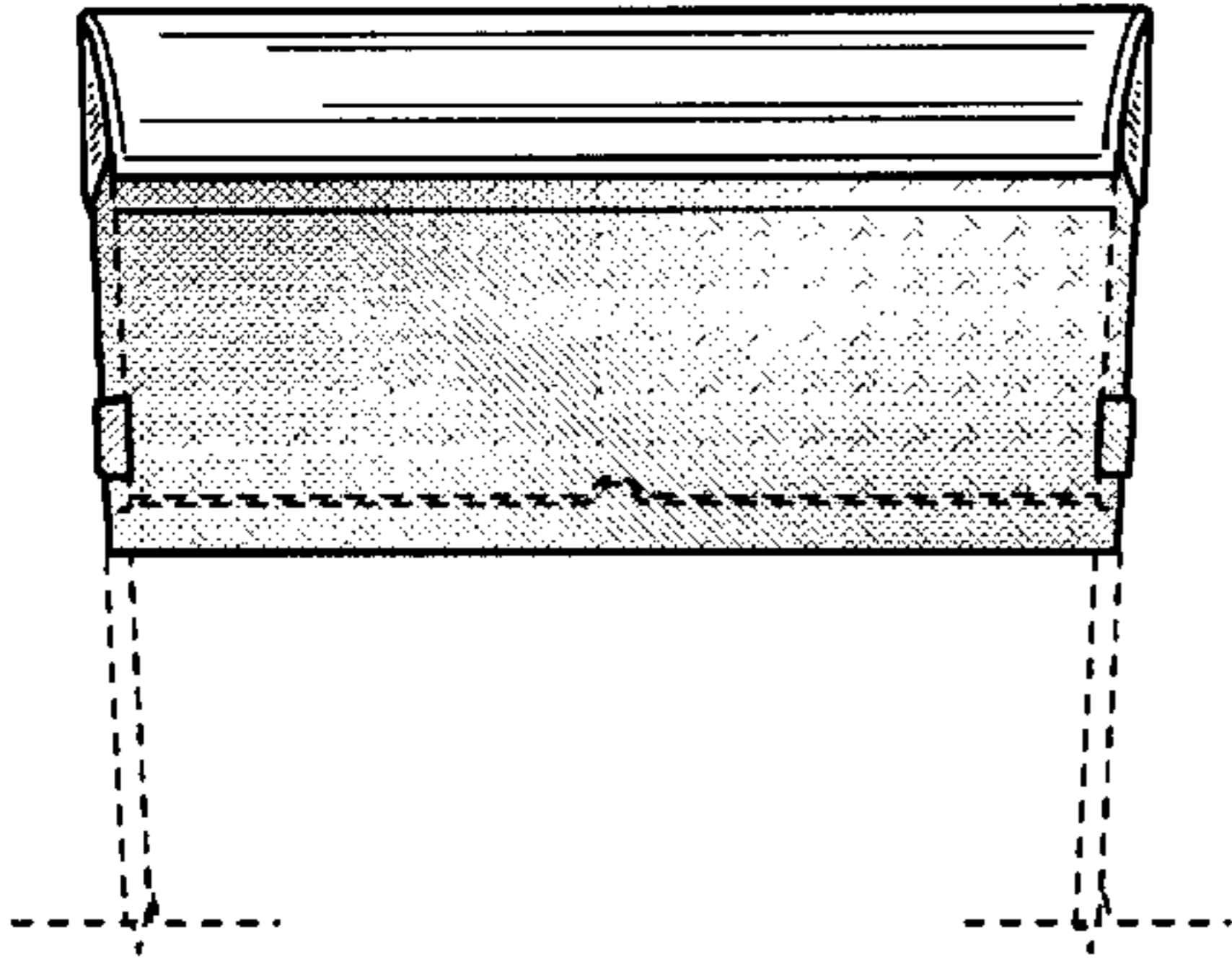


FIG. 2

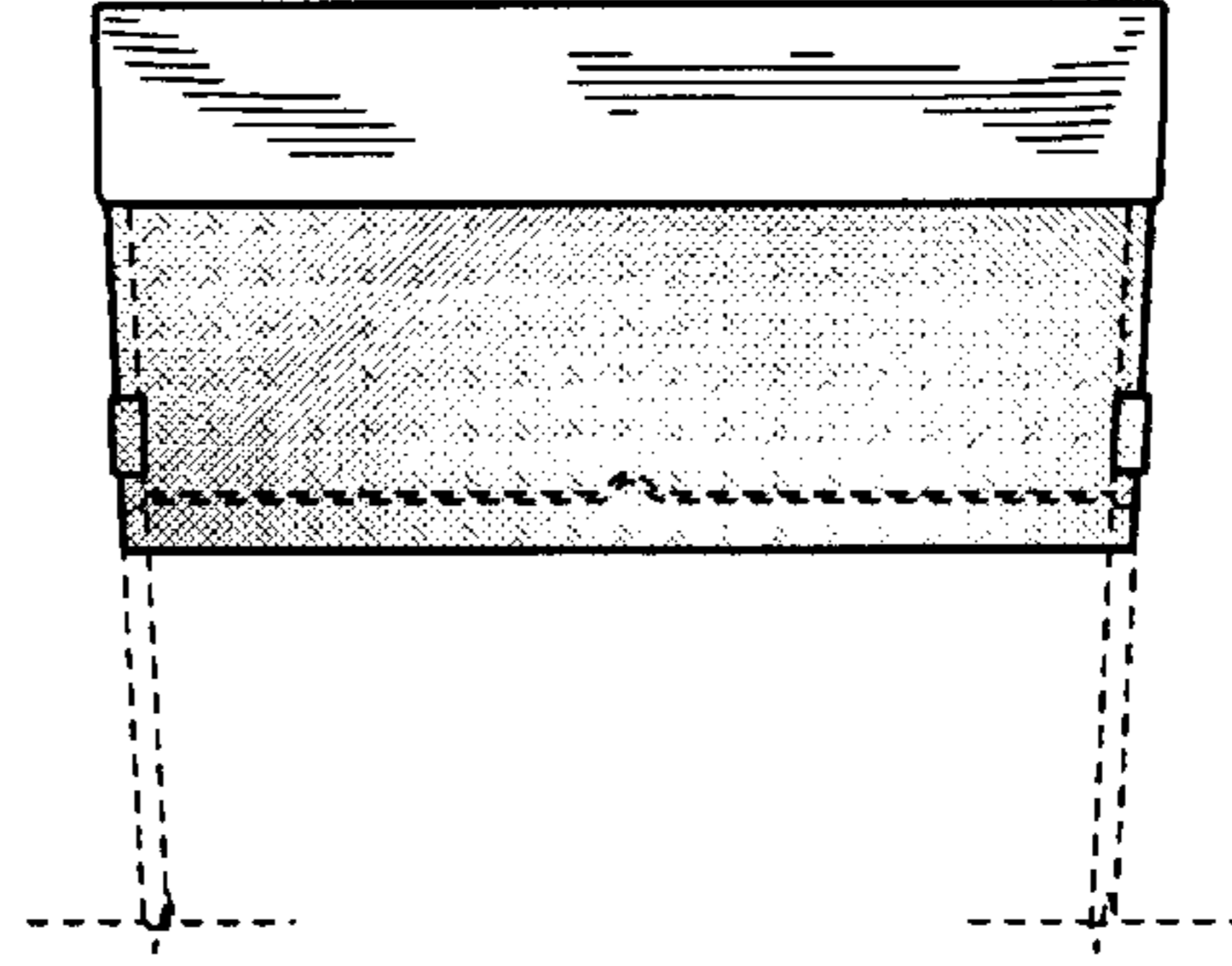


FIG. 3

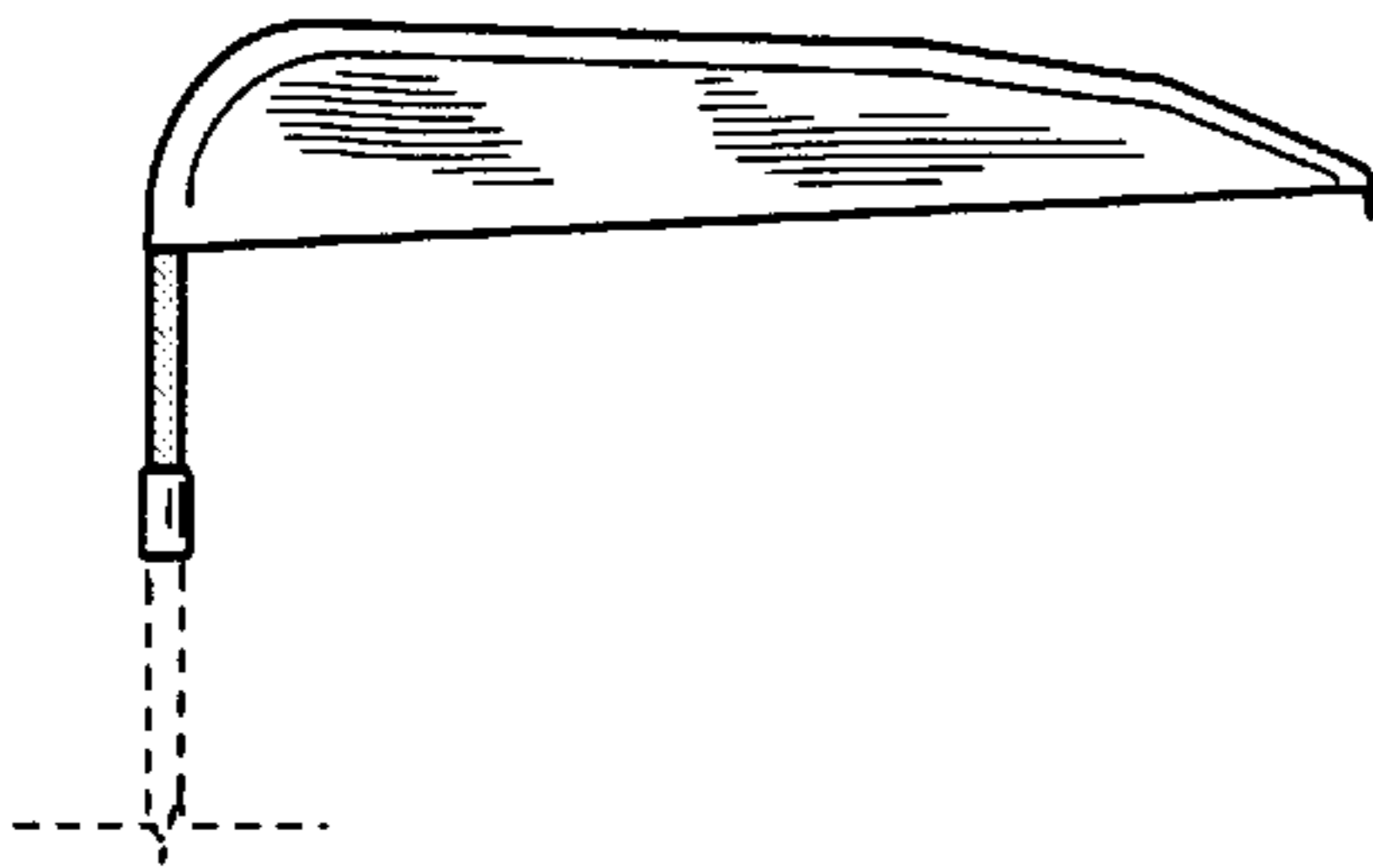


FIG. 4

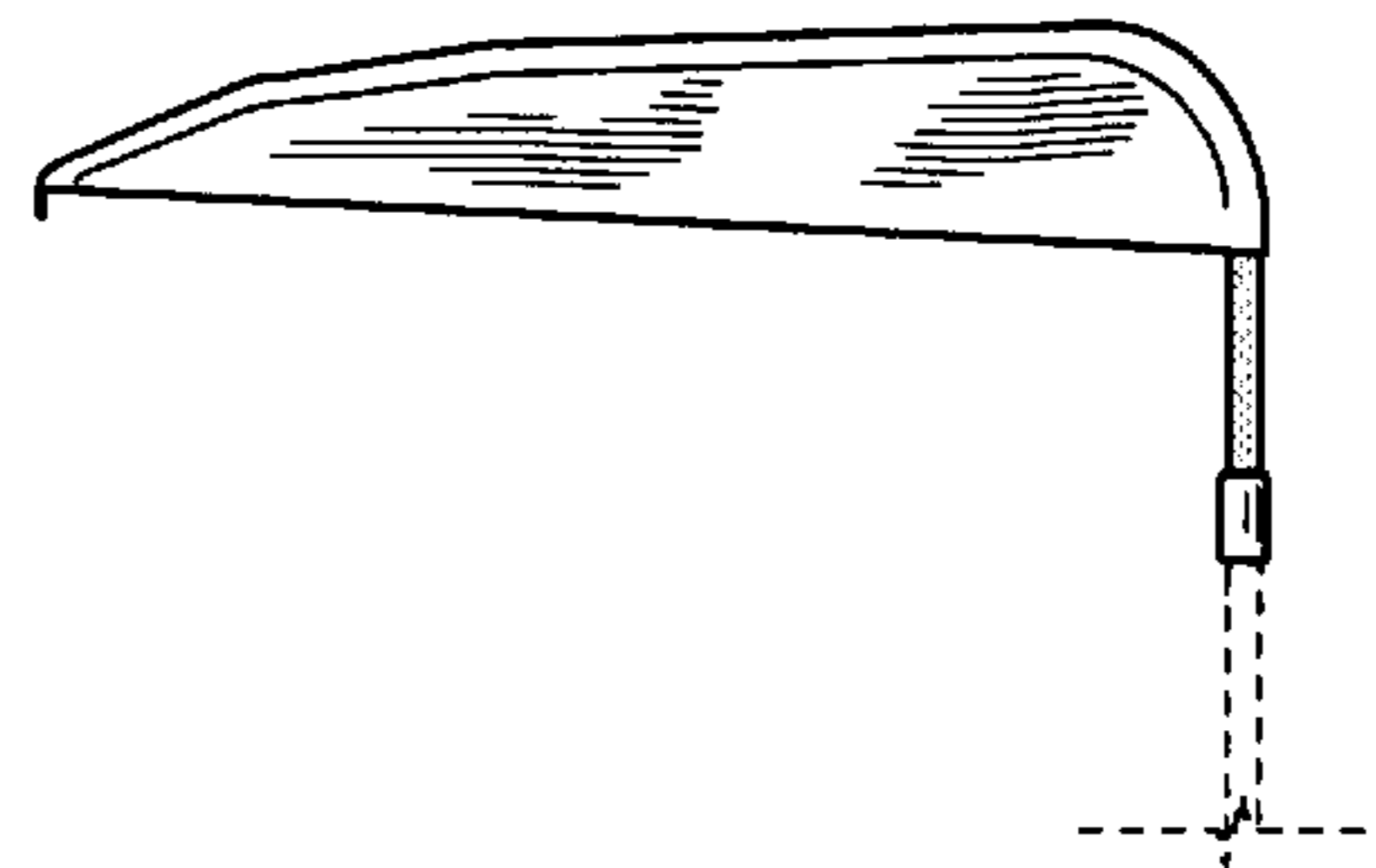


FIG. 5




FIG. 6




FIG. 7