



US00D513499S

(12) **United States Design Patent**
Irizarry-Esquilin

(10) **Patent No.:** **US D513,499 S**
(45) **Date of Patent:** **** Jan. 10, 2006**

(54) **PROTECTIVE BAT HOUSING FOR ELECTRONIC DEVICE**

(76) Inventor: **Federico Irizarry-Esquilin**, 2305 N. Congress Ave., #15, Boynton Beach, FL (US) 33426

(**) Term: **14 Years**

(21) Appl. No.: **29/194,979**

(22) Filed: **Dec. 4, 2003**

(51) **LOC (8) Cl.** **13-03**

(52) **U.S. Cl.** **D13/184**

(58) **Field of Classification Search** D13/184;
D9/668; D21/725; 206/315.1, 305, 320; 220/23.4,
220/504, 890; 473/564

See application file for complete search history.

(56) **References Cited**

U.S. PATENT DOCUMENTS

D196,878	S	*	11/1963	McCain	D7/654
5,265,720	A		11/1993	Meliconi		
5,701,998	A	*	12/1997	Perry et al.	206/315.1
D397,385	S	*	8/1998	LaBorde et al.	D21/725
D400,976	S	*	11/1998	Bloom	D23/379
D418,181	S	*	12/1999	Lau et al.	D21/725

6,352,485	B1	*	3/2002	Philpot et al.	473/564
D476,054	S	*	6/2003	Palmisciano, Jr.	D21/793
6,681,821	B1	*	1/2004	Cirone	150/154
2004/0029660	A1	*	2/2004	Chen et al.	473/564
2005/0020391	A1	*	1/2005	Bao et al.	473/564

* cited by examiner

Primary Examiner—Stella Reid
Assistant Examiner—Selina Sikder
(74) *Attorney, Agent, or Firm*—Christopher & Weisberg, P.A.

(57) **CLAIM**

The ornamental design for a protective bat housing for electronic device, as shown.

DESCRIPTION

FIG. 1 is a left side view of the protective bat housing for electronic device showing my new design;
FIG. 2 is a right side view thereof;
FIG. 3 is a rear view thereof;
FIG. 4 is a front view thereof;
FIG. 5 is a top view thereof;
FIG. 6 is a bottom view thereof; and,
FIG. 7 is a perspective view thereof.

1 Claim, 4 Drawing Sheets

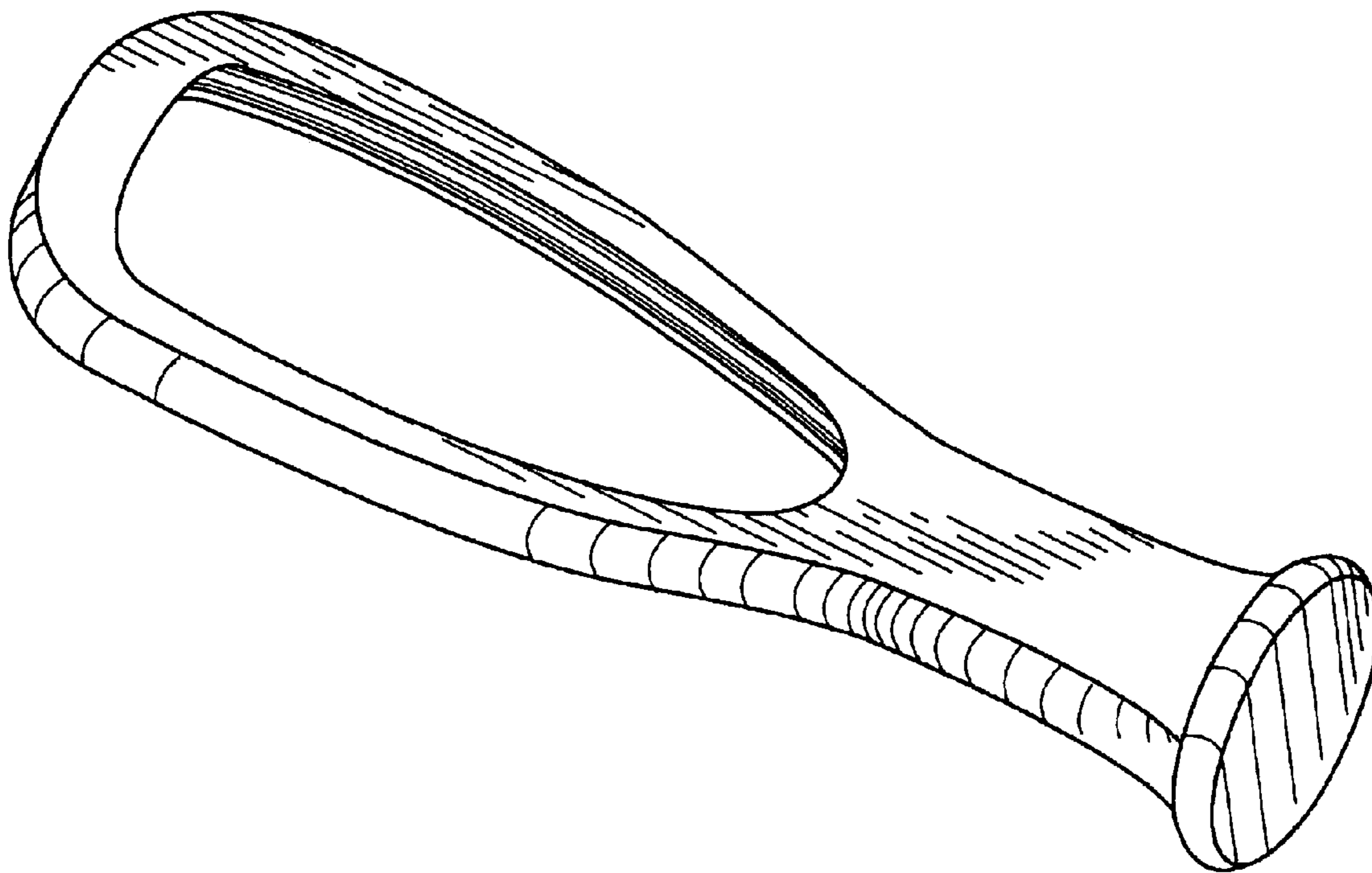


FIG. 1

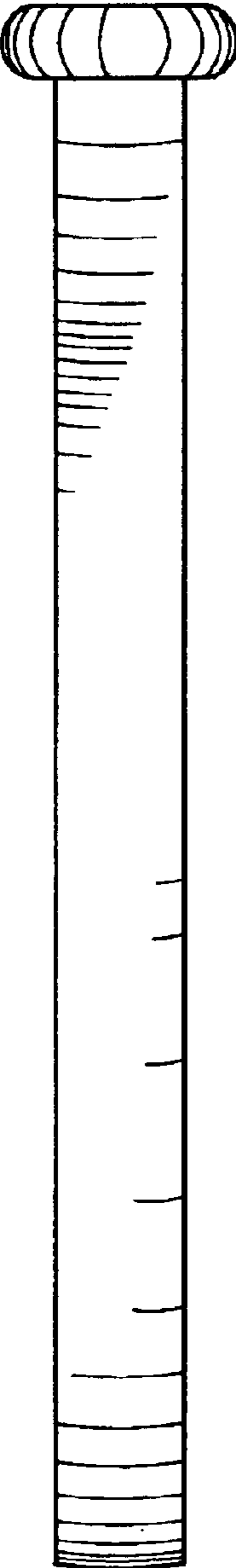


FIG. 2

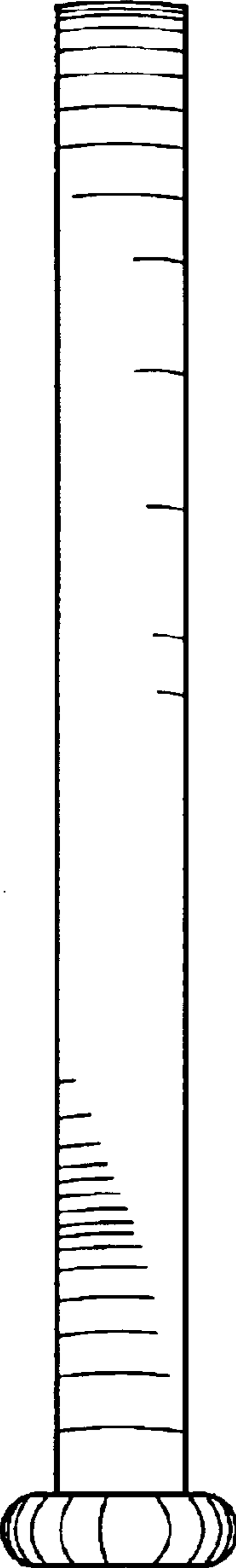


FIG. 3

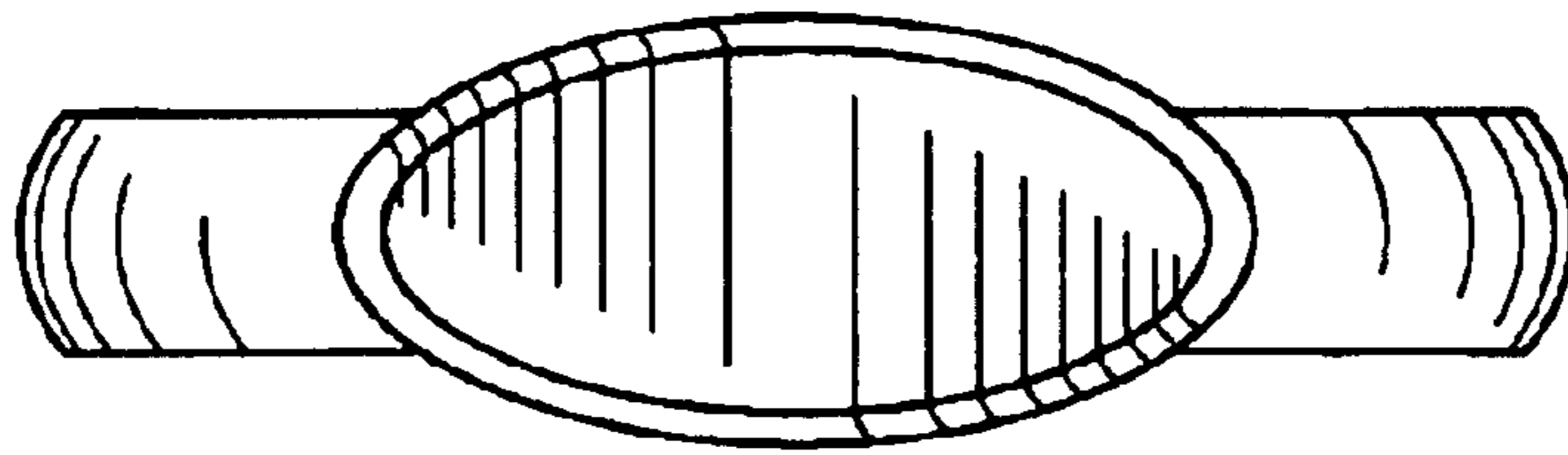


FIG. 4

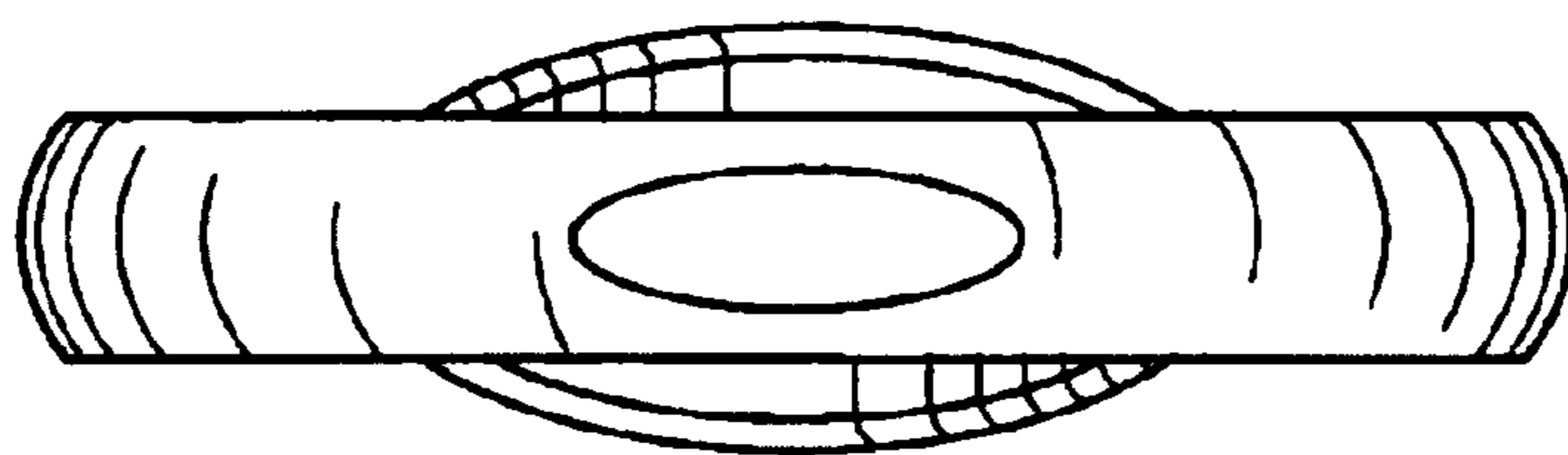


FIG. 5

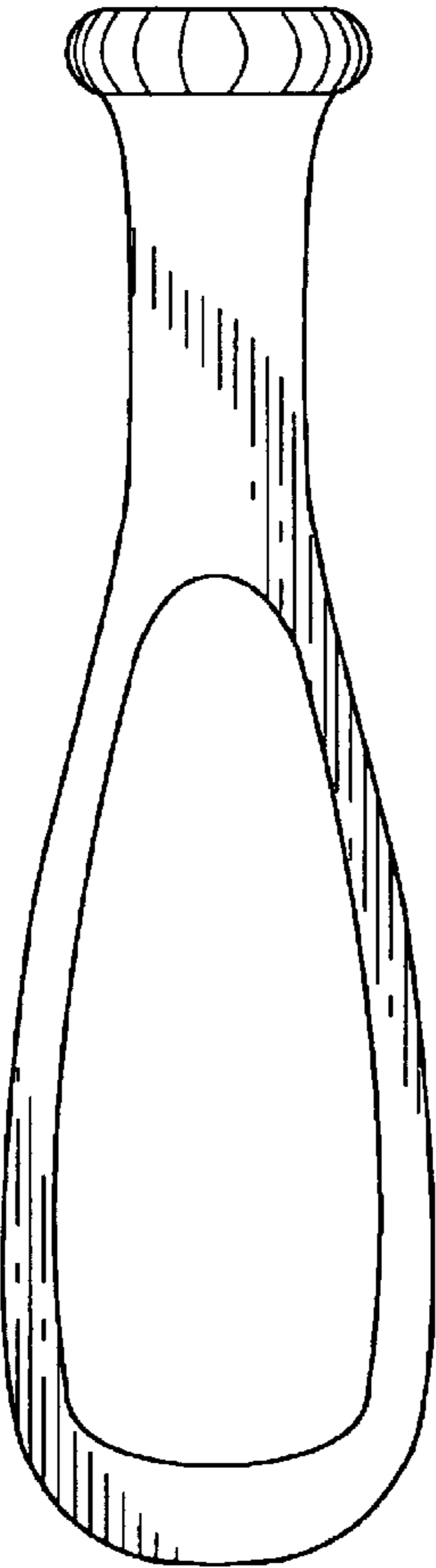


FIG. 6

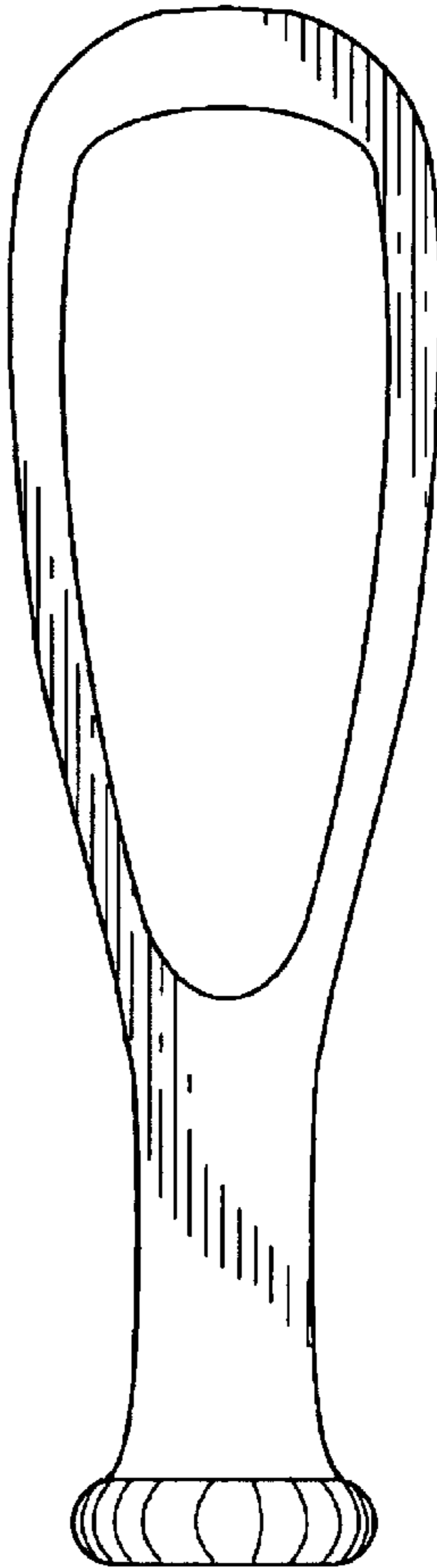


FIG. 7

