

US00D513486S

(12) **United States Design Patent** (10) **Patent No.:** **US D513,486 S**
Rivera (45) **Date of Patent:** **** Jan. 10, 2006**

(54) **BEZEL RIM FOR A VEHICLE WHEEL**

D438,830 S * 3/2001 Schardt D12/208

(76) Inventor: **Juan Carlos Rivera**, 12864 Biscayne Blvd., Apt. 237, North Miami, FL (US) 33181

* cited by examiner

Primary Examiner—Stacia Cadmus

(74) *Attorney, Agent, or Firm*—Jesus Sanchelima; Albert Bordas

(**) Term: **14 Years**

(57) **CLAIM**

(21) Appl. No.: **29/207,188**

The ornamental design for the bezel rim for a vehicle wheel, as shown and described.

(22) Filed: **Jun. 10, 2004**

DESCRIPTION

(51) **LOC (8) Cl.** **12-16**

(52) **U.S. Cl.** **D12/208**

(58) **Field of Classification Search** D12/204–213;
301/37.101, 64.101, 65

See application file for complete search history.

FIG. 1 is a front view showing my new bezel rim for a vehicle wheel;

FIG. 2 is a rear view thereof;

FIG. 3 is a left side elevational view thereof;

FIG. 4 is a right side elevational view thereof;

FIG. 5 is a top plan view thereof;

FIG. 6 is a bottom plan view thereof;

FIG. 7 is a perspective view of my new bezel rim for a vehicle wheel; and,

FIG. 8 is a perspective view of my new bezel rim for a vehicle wheel with a tire mounted upon it.

The broken lines are for environmental purposes only and form no part of the claimed design.

(56) **References Cited**

U.S. PATENT DOCUMENTS

D398,894 S	*	9/1998	Kelley	D12/208
D415,089 S	*	10/1999	Schardt	D12/208
D416,529 S	*	11/1999	Schardt	D12/208
D433,369 S	*	11/2000	Chung	D12/208
D438,153 S	*	2/2001	Schardt	D12/208
D438,154 S	*	2/2001	Schardt	D12/208
D438,499 S	*	3/2001	Schardt	D12/208

1 Claim, 3 Drawing Sheets




Fig 1




Fig 2

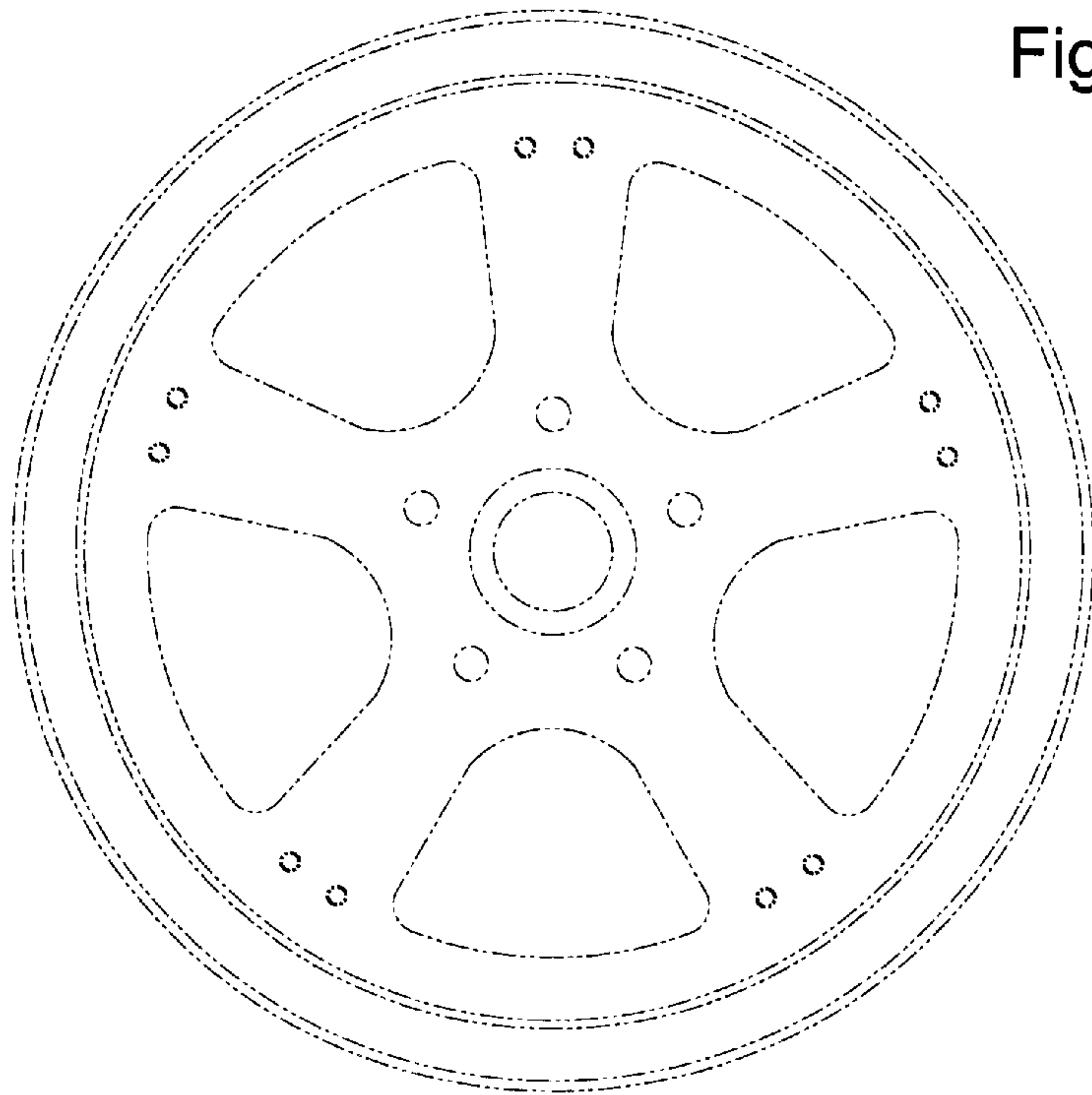


Fig 3




Fig 4




Fig 5





Fig 6



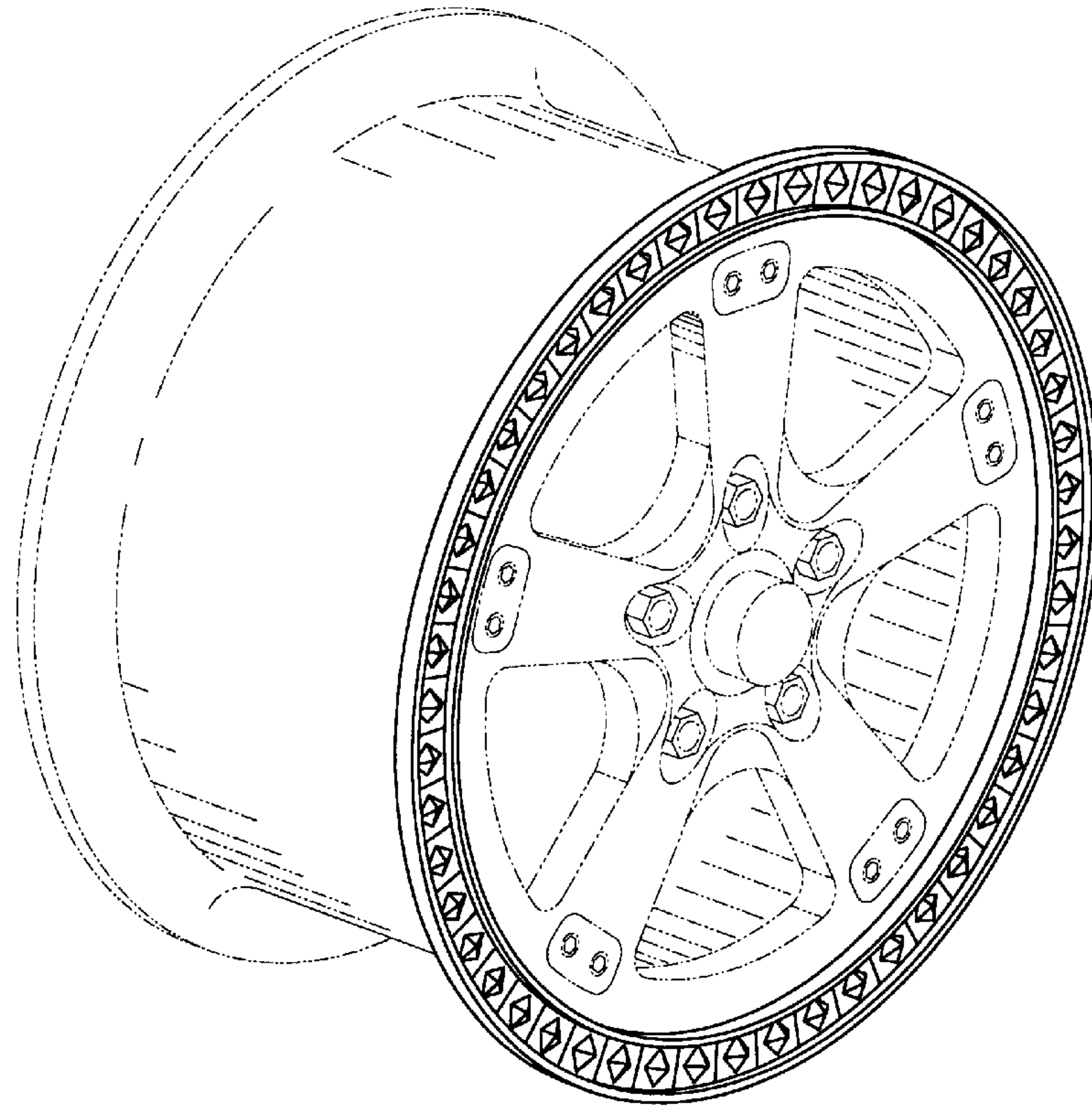


Fig 7

Fig 8

