



US00D513480S

(12) **United States Design Patent**
Minowa et al.

(10) **Patent No.:** **US D513,480 S**
(45) **Date of Patent:** **** Jan. 10, 2006**

(54) **AUTOMOBILE**

(75) Inventors: **Motoaki Minowa, Wako (JP);**
Toshihiko Shibuya, Wako (JP);
Katsuhito Nakamura, Wako (JP);
Masashi Shimada, Wako (JP)

(73) Assignee: **Honda Motor Co., Ltd., Tokyo (JP)**

(**) **Term: 14 Years**

(21) **Appl. No.: 29/199,792**

(22) **Filed: Feb. 20, 2004**

(30) **Foreign Application Priority Data**

Aug. 22, 2003 (JP) 2003-024282

(51) **LOC (8) Cl. 12-08**

(52) **U.S. Cl. D12/91**

(58) **Field of Classification Search** D12/90-92,
D12/86; D21/424, 433; 296/185
See application file for complete search history.

(56) **References Cited**

U.S. PATENT DOCUMENTS

D497,839 S * 11/2004 Neuchi et al. D12/91

D498,706 S * 11/2004 Hara et al. D12/91
D499,356 S * 12/2004 Minami et al. D12/91
D499,988 S * 12/2004 Minami et al. D12/91

* cited by examiner

Primary Examiner—Melody N. Brown

(74) *Attorney, Agent, or Firm*—Arent Fox PLLC

(57) **CLAIM**

The ornamental design for an automobile, as shown and described.

DESCRIPTION

FIG. 1 is a front view of an automobile showing our new design.

FIG. 2 is a rear view thereof.

FIG. 3 is a top plan view thereof.

FIG. 4 is a right side view thereof.

FIG. 5 is a front perspective view thereof; and,

FIG. 6 is a rear perspective view thereof.

The left side view is omitted because it is symmetrical to the right side view. The bottom view is omitted because it is not part of our new design.

1 Claim, 4 Drawing Sheets



FIG. 1




FIG. 2




FIG. 3




FIG. 4




FIG. 5



FIG. 6

