

US00D513460S

(12) **United States Design Patent**  
**Lippert et al.**

(10) **Patent No.:** **US D513,460 S**  
(45) **Date of Patent:** **\*\* Jan. 10, 2006**

(54) **LINER**

(75) **Inventors:** **Glen Lippert, Kitchener (CA); Scott Lippert, Kitchener (CA); Joseph Schaefer, Ariss (CA)**

(73) **Assignee:** **Kentain Products Ltd., Kitchener (CA)**

(\*\*) **Term:** **14 Years**

(21) **Appl. No.:** **29/219,691**

(22) **Filed:** **Dec. 22, 2004**

(51) **LOC (8) Cl.** ..... **06-11**

(52) **U.S. Cl.** ..... **D6/582**

(58) **Field of Search** ..... D6/582; D12/203;  
4/583; 15/215-217; 428/119-120

(56) **References Cited**

**U.S. PATENT DOCUMENTS**

3,062,323 A \* 11/1962 Oganovic ..... 184/106  
D291,586 S \* 8/1987 Bourret ..... D21/686

D376,944 S \* 12/1996 Dunn ..... D6/582  
6,568,005 B2 \* 5/2003 Fleming et al. .... 5/420  
D487,551 S \* 3/2004 Lee ..... D6/582

\* cited by examiner

*Primary Examiner*—Holly H. Baynham

(57) **CLAIM**

The ornamental design for a liner, as shown and described.

**DESCRIPTION**

FIG. 1 is a perspective view of a left side and a top side of the liner;

FIG. 2 is a perspective view of a right side and a bottom side thereof;

FIG. 3 is a side view of the left side thereof;

FIG. 4 is a front view thereof;

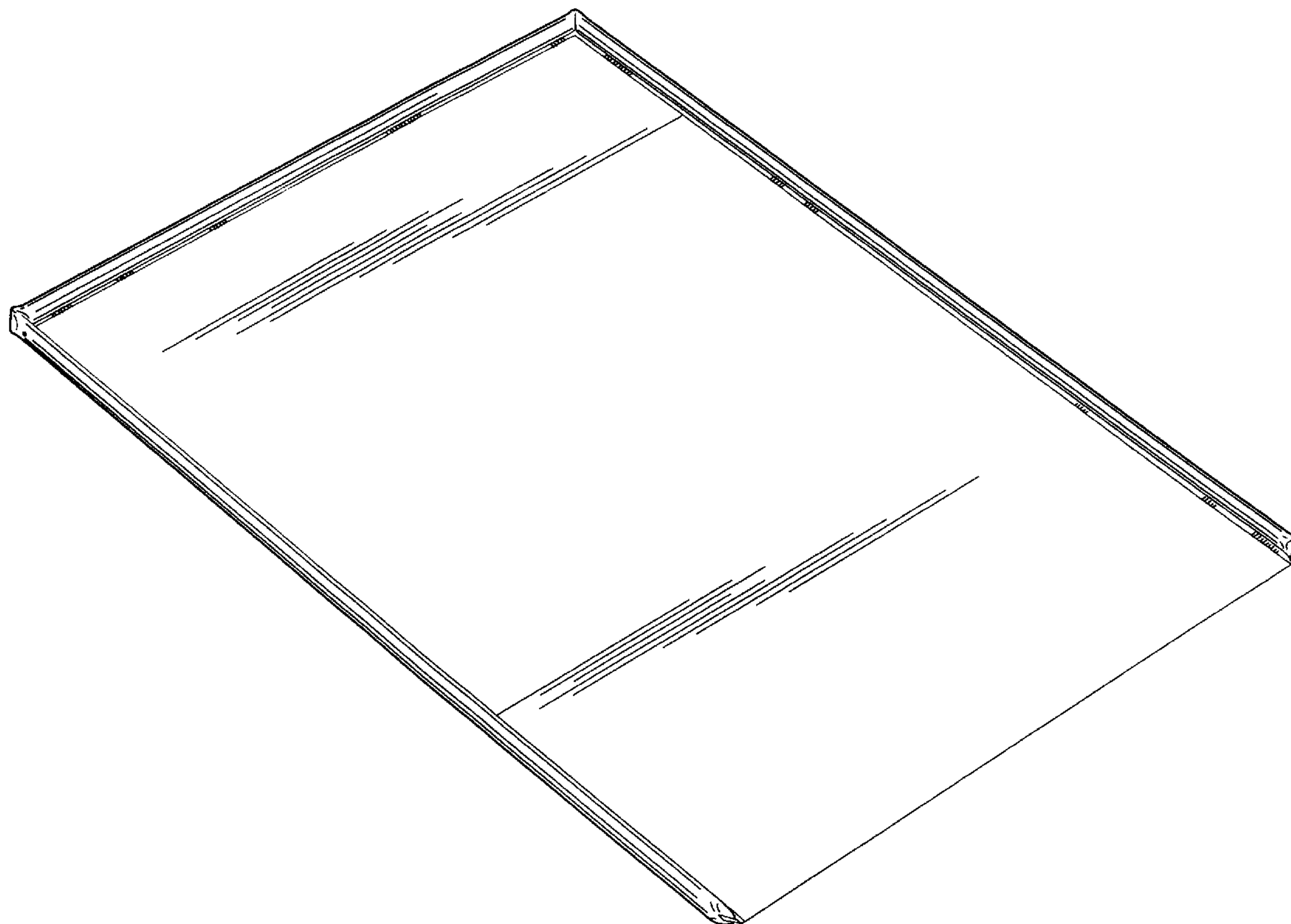
FIG. 5 is a rear view thereof;

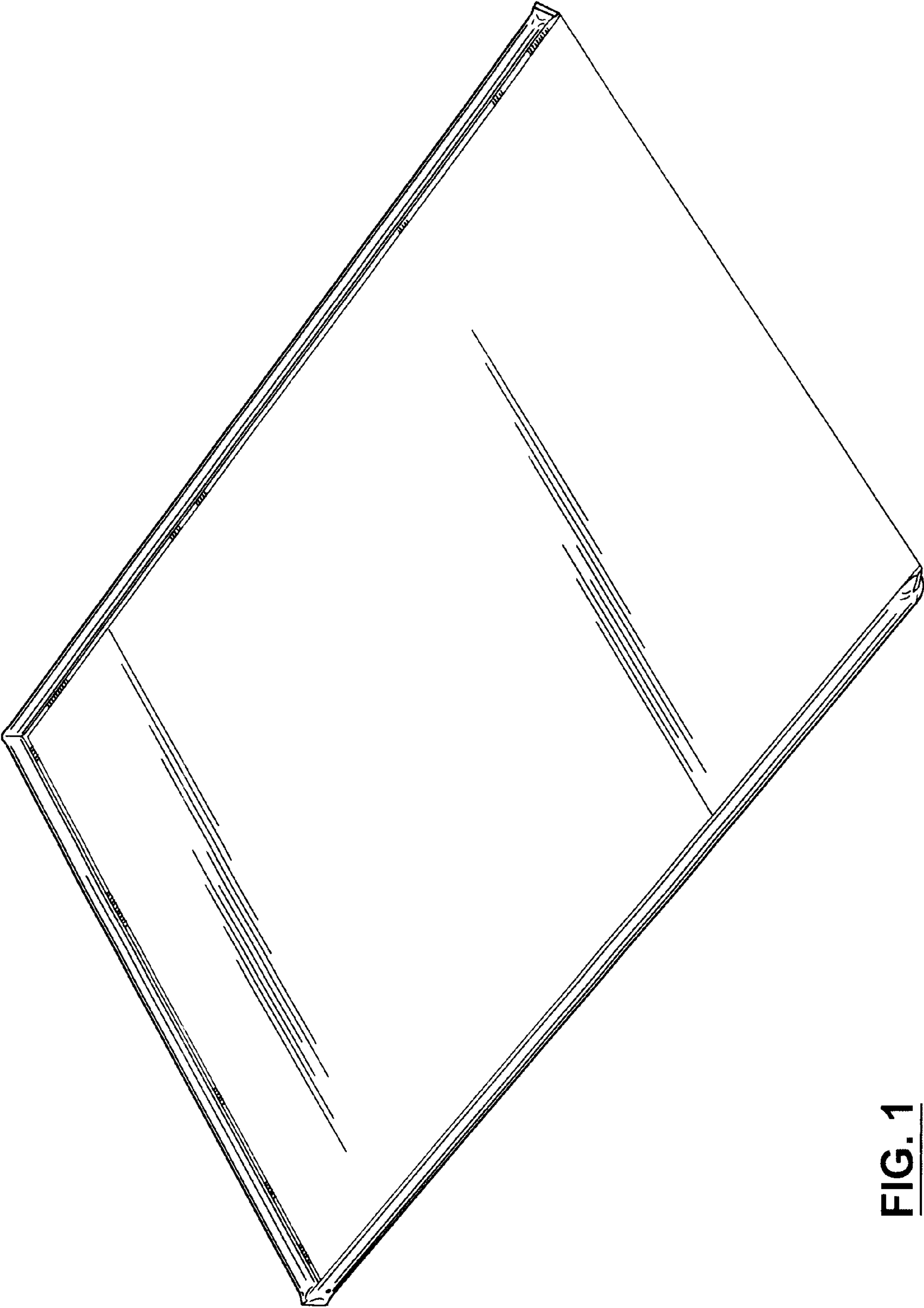
FIG. 6 is a top view thereof; and,

FIG. 7 is a bottom view thereof.

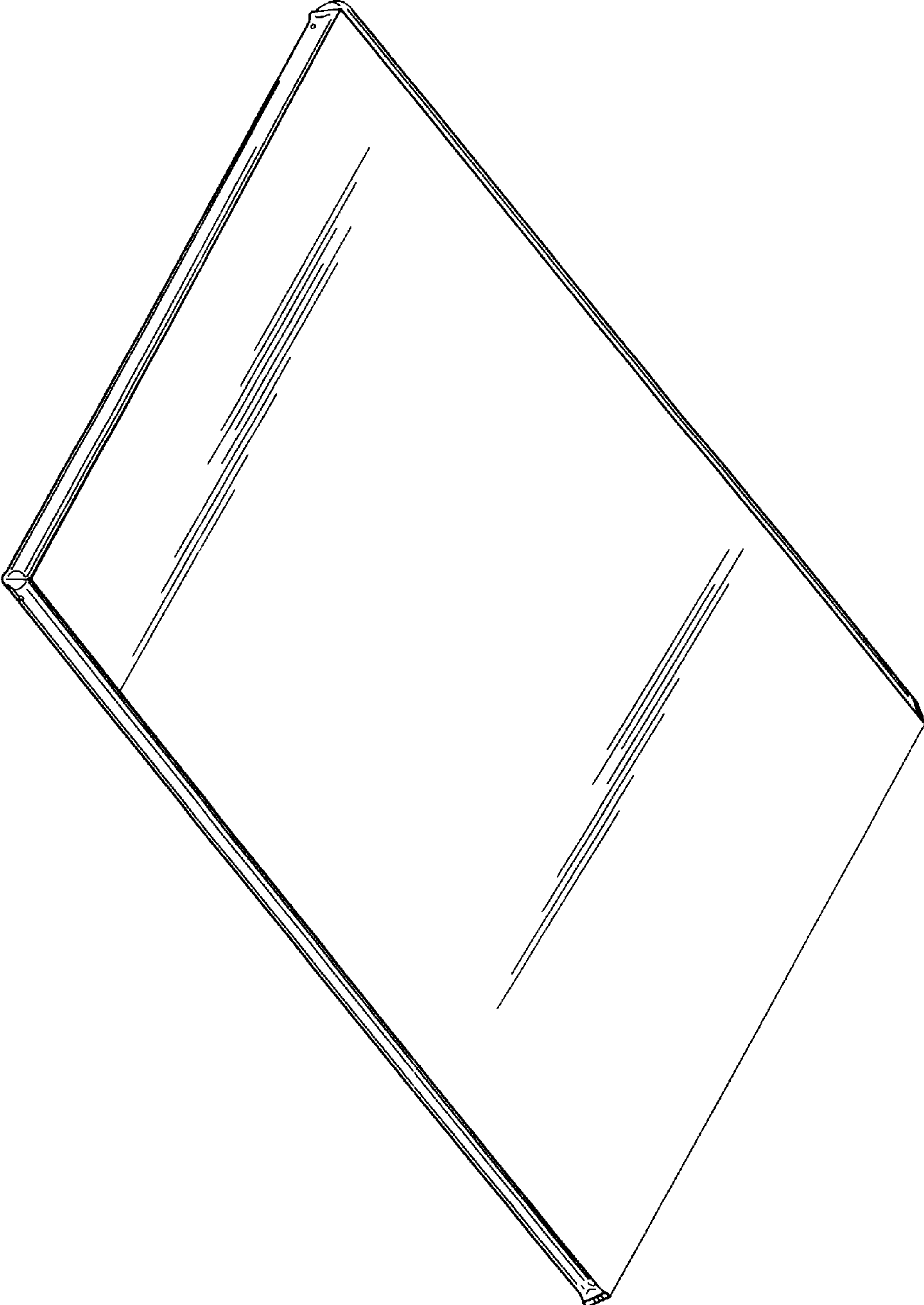
The right side is a mirror image of the left side.

**1 Claim, 4 Drawing Sheets**





**FIG. 1**




**FIG. 2**

**FIG. 3**



**FIG. 4**



**FIG. 5**





FIG. 7

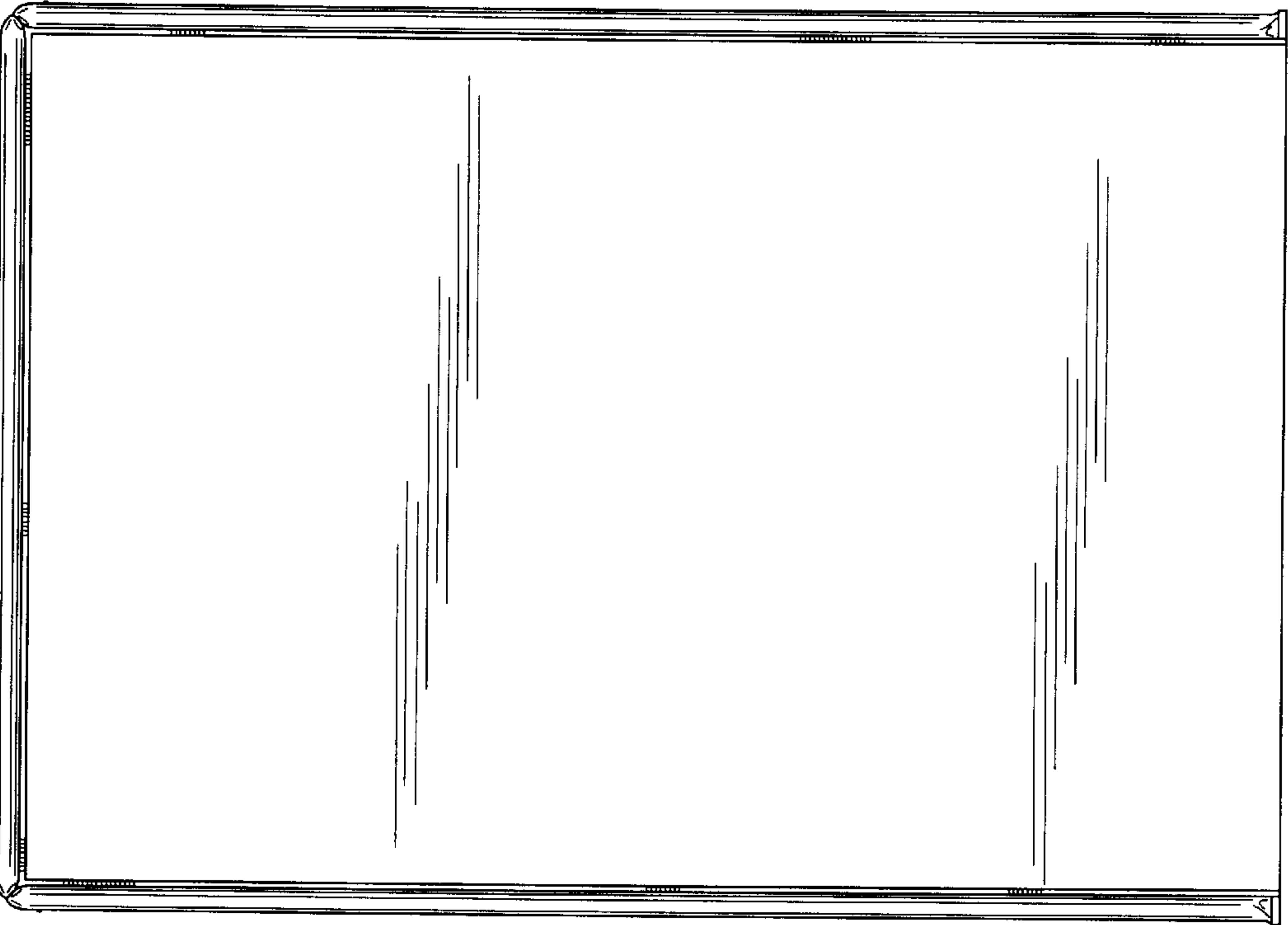


FIG. 6