



US00D513450S

(12) **United States Design Patent** (10) **Patent No.:** **US D513,450 S**
Portzline (45) **Date of Patent:** **** Jan. 10, 2006**

(54) **SIDE ELEMENT OF A SHOE UPPER**

(75) Inventor: **Scott Portzline**, Portland, OR (US)

(73) Assignee: **Nike, Inc.**, Beaverton, OR (US)

(**) Term: **14 Years**

(21) Appl. No.: **29/215,385**

(22) Filed: **Oct. 18, 2004**

(51) **LOC (8) Cl.** **02-99**

(52) **U.S. Cl.** **D2/972**

(58) **Field of Classification Search** D2/902,
D2/907, 908, 943, 969, 972-974; 36/45,
36/50.1, 77 M, 77 R, 83, 88, 113, 114, 126-131
See application file for complete search history.

(56) **References Cited**

U.S. PATENT DOCUMENTS

D86,964 S	5/1932	Miller	
D96,068 S	6/1935	Turiansky	
D104,964 S	6/1937	Doucette	
D105,597 S	8/1937	Lipscomb	
D164,847 S	10/1951	Dronoff	
D241,383 S	* 9/1976	Dolinsky D2/908
D349,394 S	8/1994	Hatfield	
D367,754 S	3/1996	James	
D369,897 S	5/1996	Worthington	
5,555,650 A	9/1996	Longbottom et al.	
D377,412 S	1/1997	Longbottom et al.	
D394,144 S	5/1998	Parmar	
D398,754 S	9/1998	McCourt	
D404,194 S	1/1999	Smith	
D407,549 S	4/1999	McCourt	
D414,321 S	9/1999	Blakeslee	
D418,284 S	* 1/2000	Hlavacs D2/972
D420,501 S	2/2000	Hlavacs	
D424,798 S	5/2000	McDowell	
D428,244 S	* 7/2000	Young D2/972
D428,245 S	7/2000	Brown	
D428,246 S	7/2000	McCourt	
D501,986 S	* 2/2005	Lotti D2/972

OTHER PUBLICATIONS

“Nike Footwear Catalog”, Fall 1989, published Dec. 1988, (p. M-8) Beaverton, Oregon.

“Nike Footwear Catalog”, Fall 1993, published Dec. 1992, (p. M-90) Beaverton, Oregon.

“Nike Footwear Catalog”, Holiday 1995, published Mar. 1995, (p. M-20) Beaverton, Oregon.

“Nike Footwear Catalog”, Holiday 1996, published Mar. 1996, (p. M-44) Beaverton, Oregon.

“Nike Footwear Catalog”, Late Spring 1999, published Sep. 1998, (p. W94) Beaverton, Oregon.

(Continued)

Primary Examiner—Dominic Simone
(74) *Attorney, Agent, or Firm*—TraskBritt

(57) **CLAIM**

The ornamental design for a side element of a shoe upper, as shown and described.

DESCRIPTION

FIG. 1 is a perspective view of a side element of a shoe upper showing my new design;

FIG. 2 is a side view of the side element of a shoe upper shown in FIG. 1;

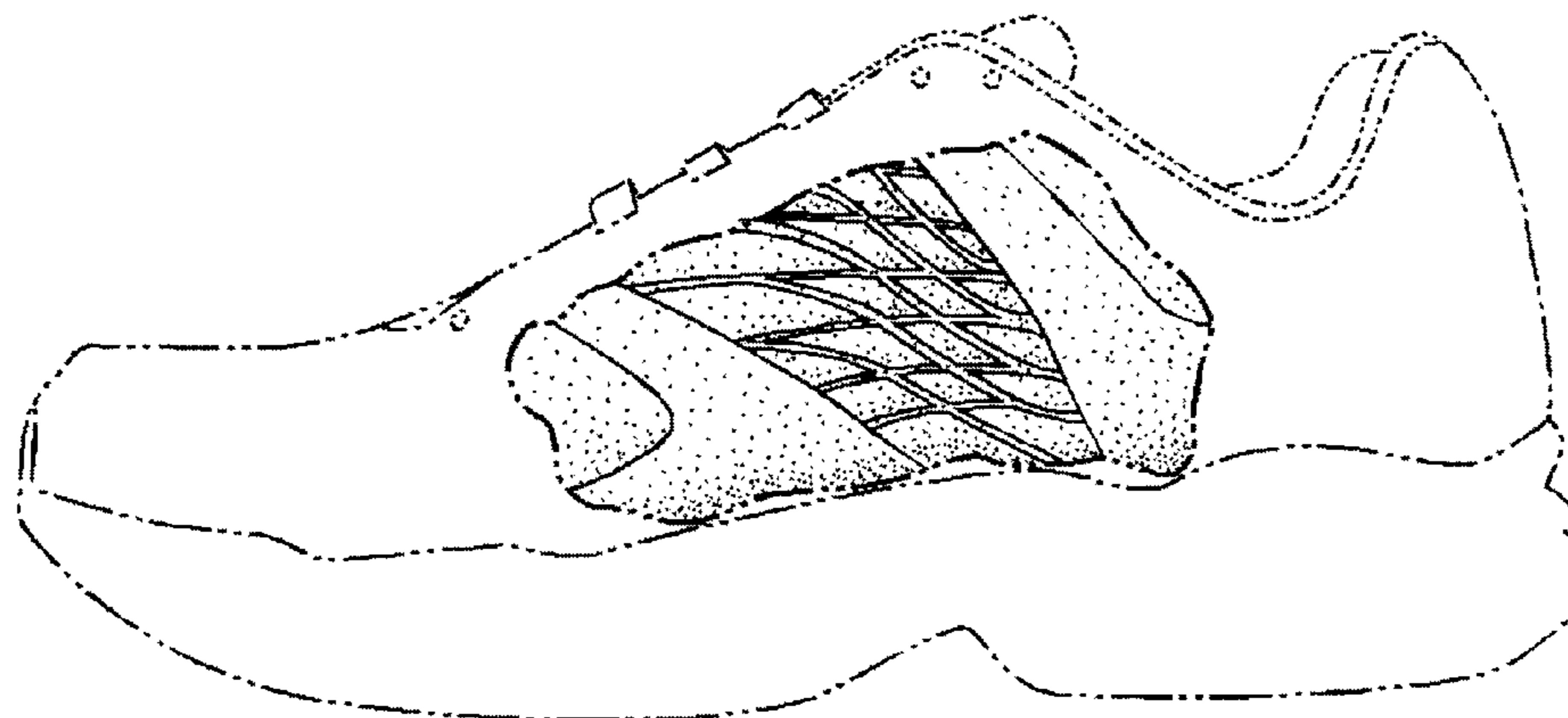
FIG. 3 is a front view of the side element of a shoe upper shown in FIG. 1;

FIG. 4 is a rear view of the side element of a shoe upper shown in FIG. 1; and,

FIG. 5 is a top view of the side element of a shoe upper shown in FIG. 1.

The uneven broken line immediately adjacent to the shaded area represents the bounds of the claimed design. All other uneven broken lines represent the remaining portion of the shoe. The uneven broken line representations in FIGS. 1-5 are for illustrative purposes only and form no part of the claimed design.

1 Claim, 2 Drawing Sheets



OTHER PUBLICATIONS

“Nike Footwear Catalog”, Fall 1999, published Nov. 1998,
(p. M13) Beaverton, Oregon.

Nike Footwear Catalog, Holiday 1999, published Mar. 1999,
(p. W111, M-18) Beaverton, Oregon.

Nike Footwear Catalog, Fall 2000, published Nov. 1999,
(p. M-11) Beaverton, Oregon.

Nike Footwear Catalog, Spring 2001, published Jun. 2000,
(pp. M-46, M-76) Beaverton, Oregon.

Nike Footwear Catalog, Fall 2004, published Nov. 2003,
(pp. M-3, M-47) Beaverton, Oregon.

* cited by examiner

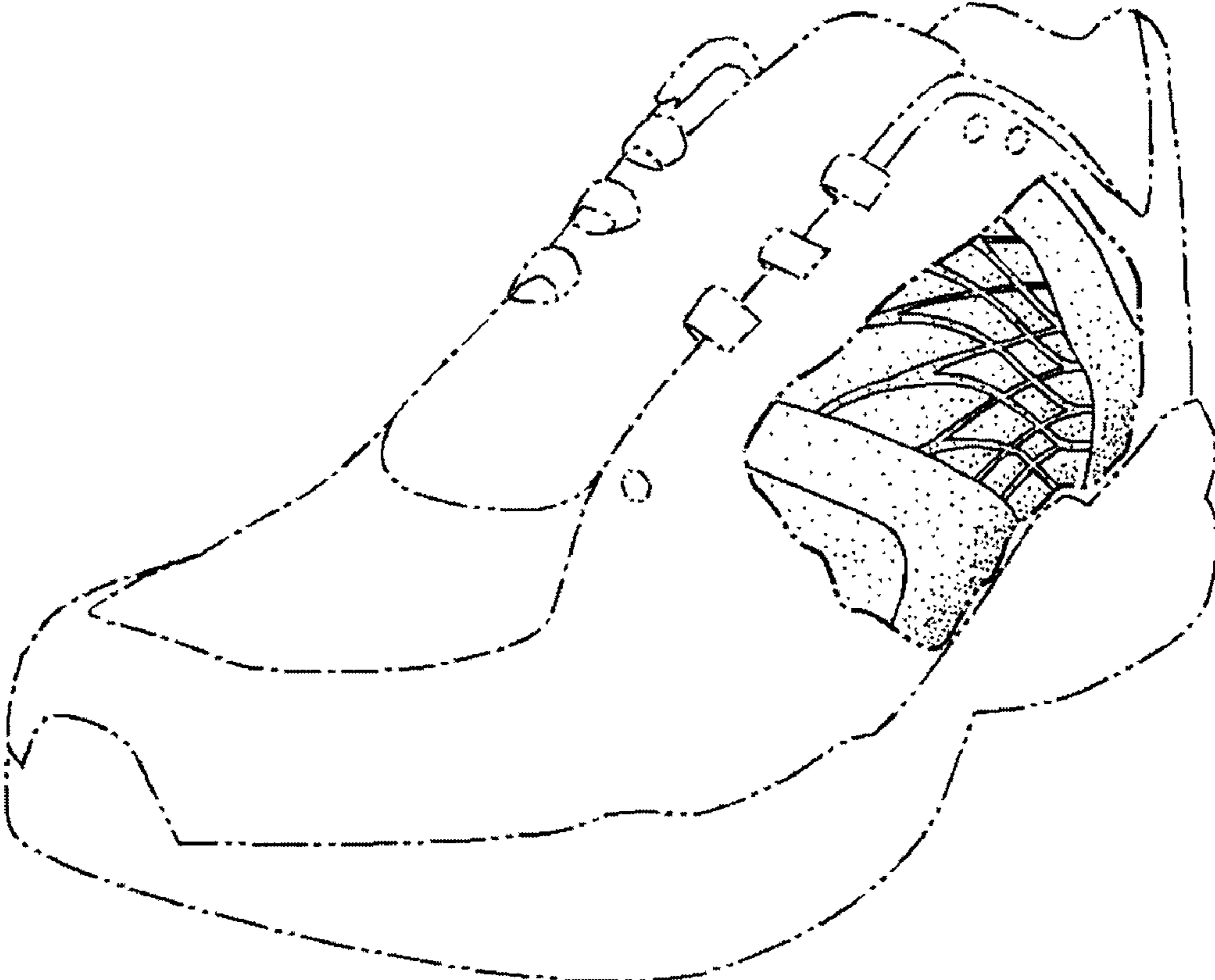


FIG. 1

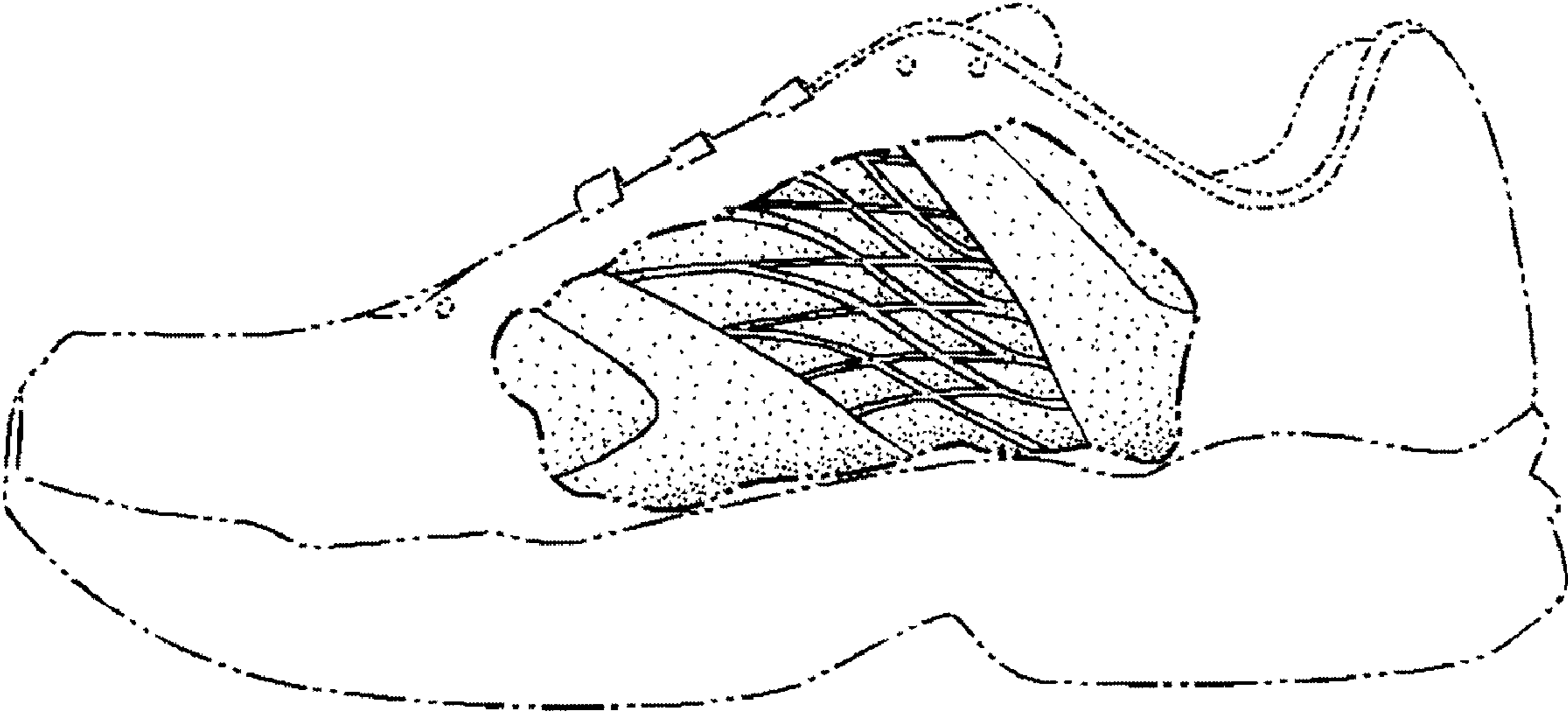


FIG. 2

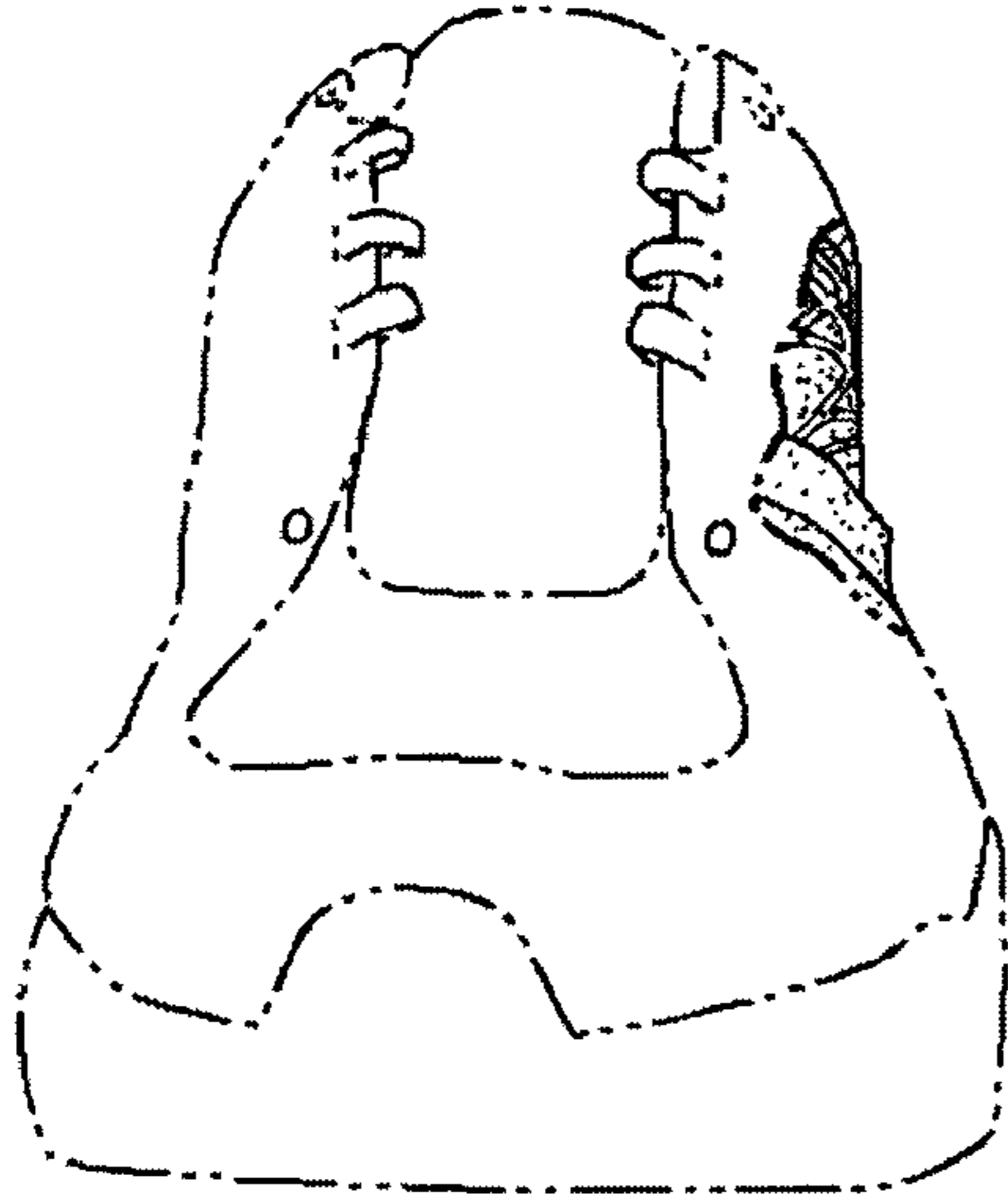


FIG. 3




FIG. 4

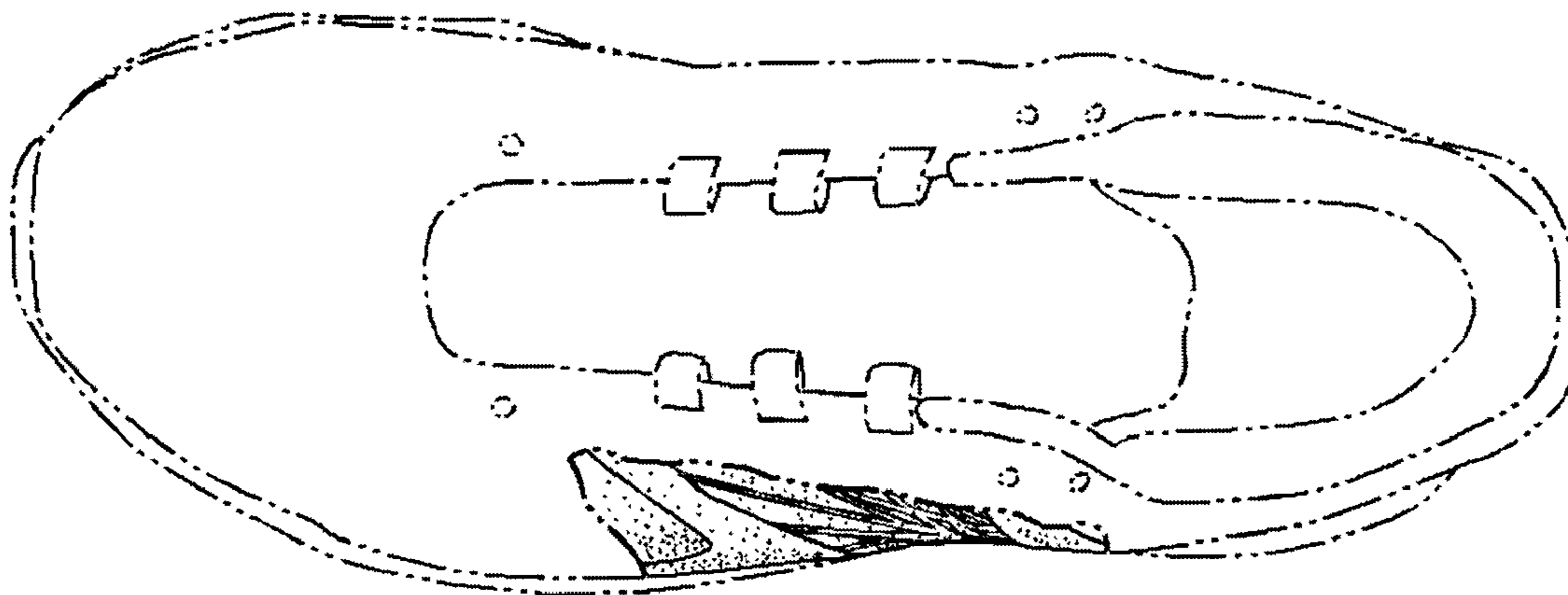


FIG. 5