



US00D513449S

(12) **United States Design Patent**
Caron et al.

(10) **Patent No.:** **US D513,449 S**
(45) **Date of Patent:** **** Jan. 10, 2006**

- (54) **PORTION OF A SHOE UPPER**
- (75) Inventors: **Paul Caron**, Hillsboro, OR (US);
Leonard Wozniak, Tigard, OR (US)
- (73) Assignee: **Nike, Inc.**, Beaverton, OR (US)
- (**) Term: **14 Years**

D476,473 S	7/2003	Clegg	
D495,866 S	9/2004	Holmes	
D495,867 S	* 9/2004	Avar D2/972
D496,527 S	9/2004	Roulo	
D498,912 S	* 11/2004	Kuerbis D2/972
D500,586 S	* 1/2005	Wozniak D2/972
D501,984 S	* 2/2005	Allen D2/972

- (21) Appl. No.: **29/214,775**
 - (22) Filed: **Oct. 12, 2004**
 - (51) **LOC (8) Cl.** **02-99**
 - (52) **U.S. Cl.** **D2/972**
 - (58) **Field of Classification Search** D2/902,
D2/907, 908, 943, 944, 969, 972-974; 36/45,
36/50.1-54, 77 M, 77 R, 83, 88, 113, 114,
36/126-131
- See application file for complete search history.

OTHER PUBLICATIONS

Nike Footwear Catalog Fall 1994, p. 126, published Nov. 1993.
 Nike Footwear Catalog Holiday 1999, p. M66, published Mar. 1999.
 Nike Footwear Catalog Fall 2001, p. M38, published Nov. 2000.
 Nike Footwear Catalog Fall 2003, p. W7, published Nov. 2002.

* cited by examiner

Primary Examiner—Dominic Simone

(74) *Attorney, Agent, or Firm*—Banner & Witcoff, Ltd.

(56) **References Cited**

U.S. PATENT DOCUMENTS

D351,058 S	10/1994	Hatfield et al.	
D387,195 S	12/1997	McNulty	
D391,068 S	2/1998	Aveni et al.	
D393,360 S	4/1998	Aveni et al.	
D393,361 S	4/1998	Rask	
D393,939 S	* 5/1998	Greene D2/972
D395,944 S	7/1998	Avar	
D397,855 S	9/1998	Clarke	
D397,861 S	9/1998	Teague	
D417,774 S	* 12/1999	Hlavacs D2/972
D432,774 S	10/2000	Avar	
D432,778 S	10/2000	McCourt	
D434,547 S	12/2000	Kim	
D434,551 S	* 12/2000	Snyder D2/969
D439,034 S	3/2001	Lozano	
D467,720 S	12/2002	Patt	
D474,009 S	5/2003	Lotti	
D475,520 S	* 6/2003	Avar D2/972
D475,523 S	6/2003	McDowell	

(57) **CLAIM**

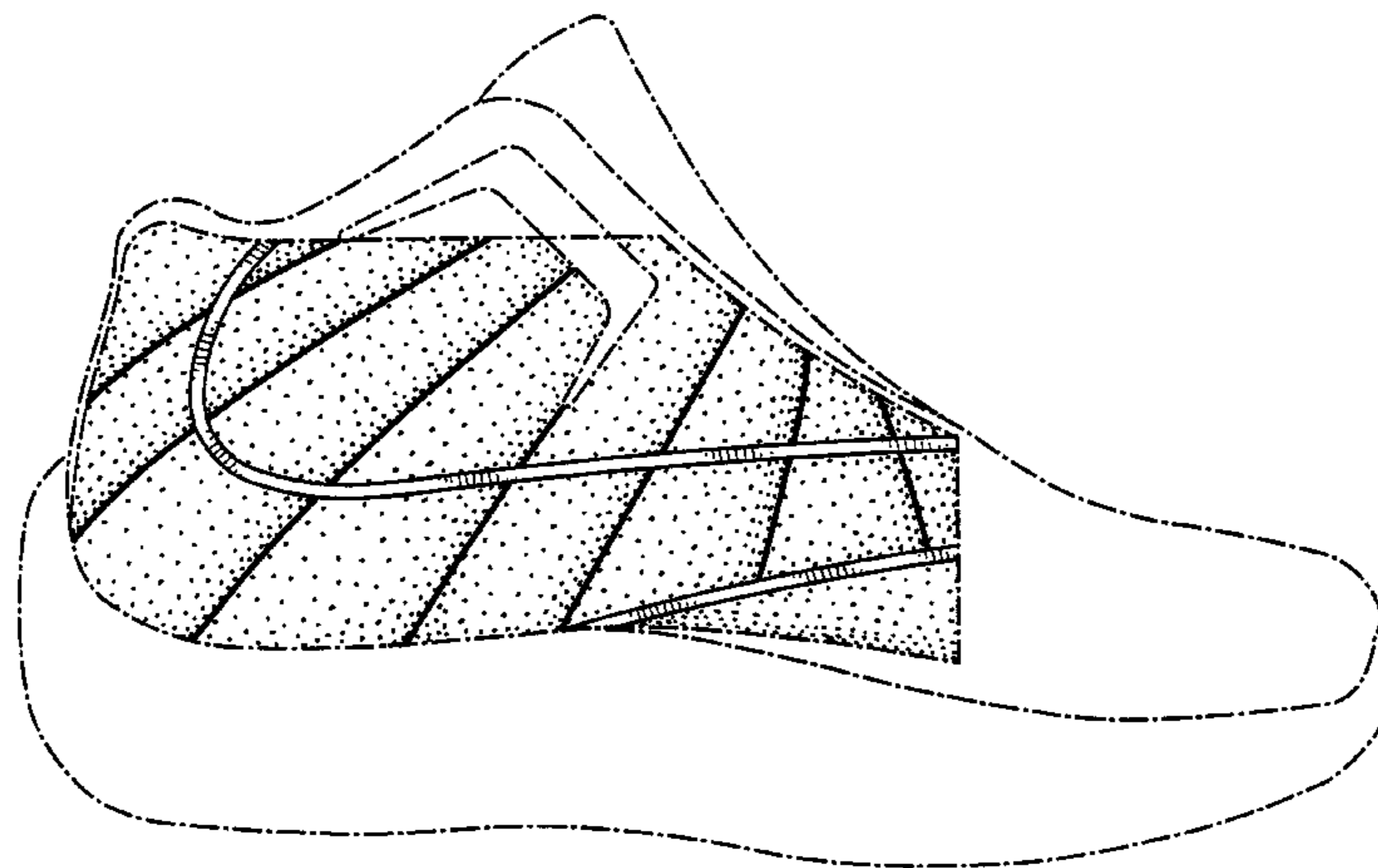
The ornamental design for a portion of a shoe upper, as shown and described.

DESCRIPTION

FIG. 1 is a front perspective view of a portion of a shoe upper showing our new design;
 FIG. 2 is a rear perspective view thereof;
 FIG. 3 is a side view thereof;
 FIG. 4 is a front view thereof; and,
 FIG. 5 is a top view thereof.

The uneven broken line immediately adjacent to the shaded area represents an unclaimed boundary of the design. The uneven broken line showing of the remainder of the shoe is for illustrative purposes only and forms no part of the claimed design.

1 Claim, 5 Drawing Sheets



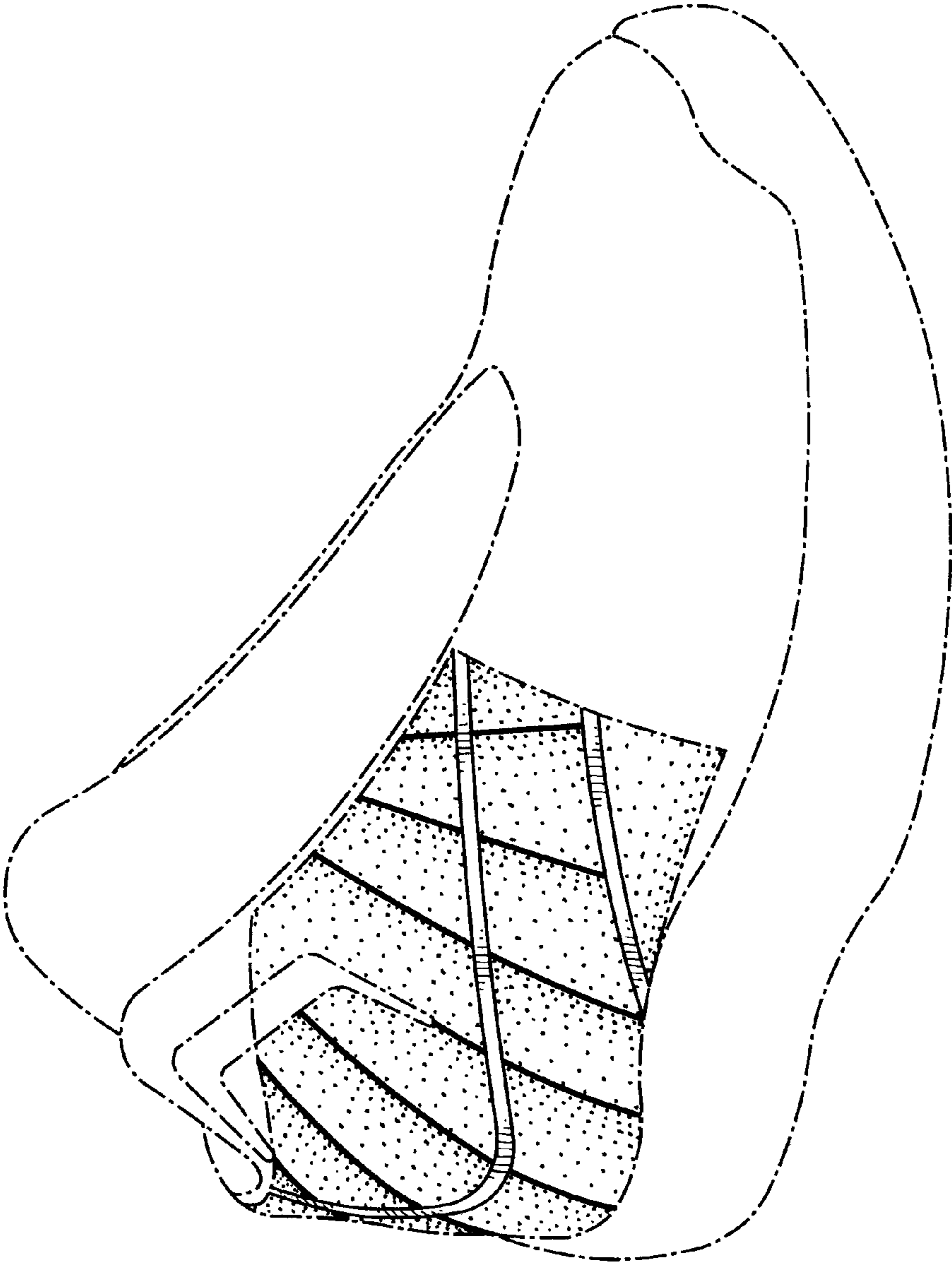


FIG. 1

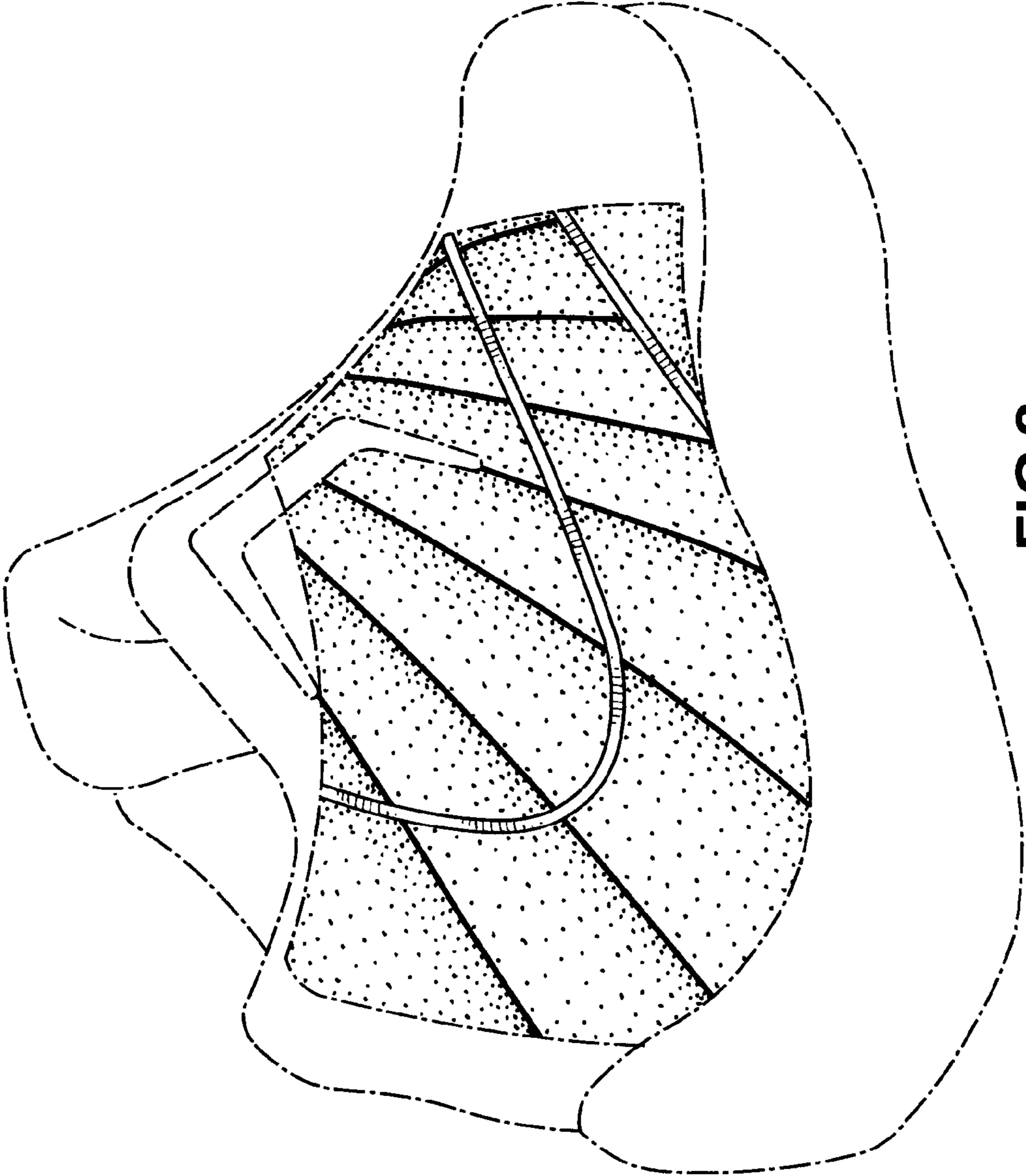


FIG. 2

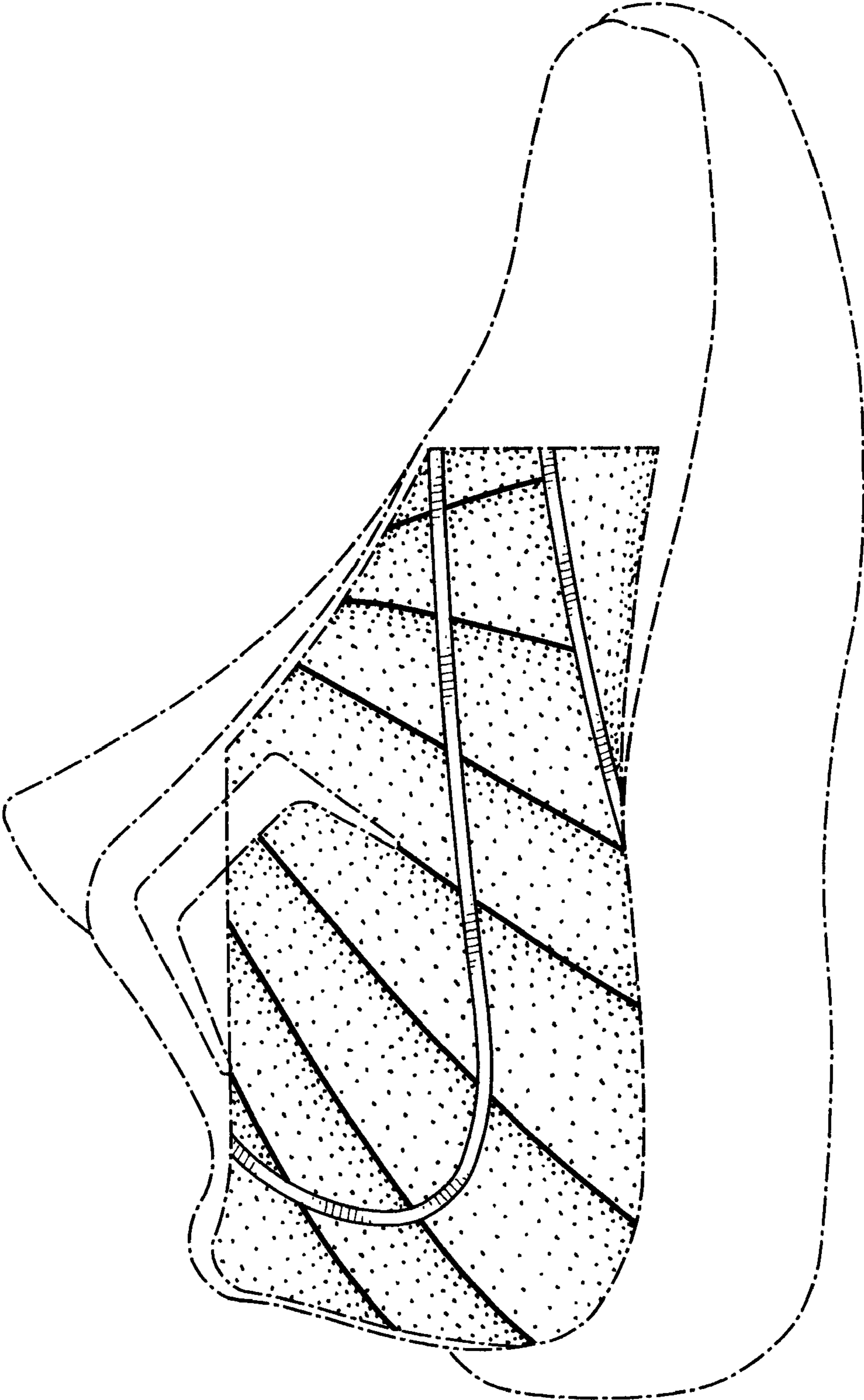


FIG.3

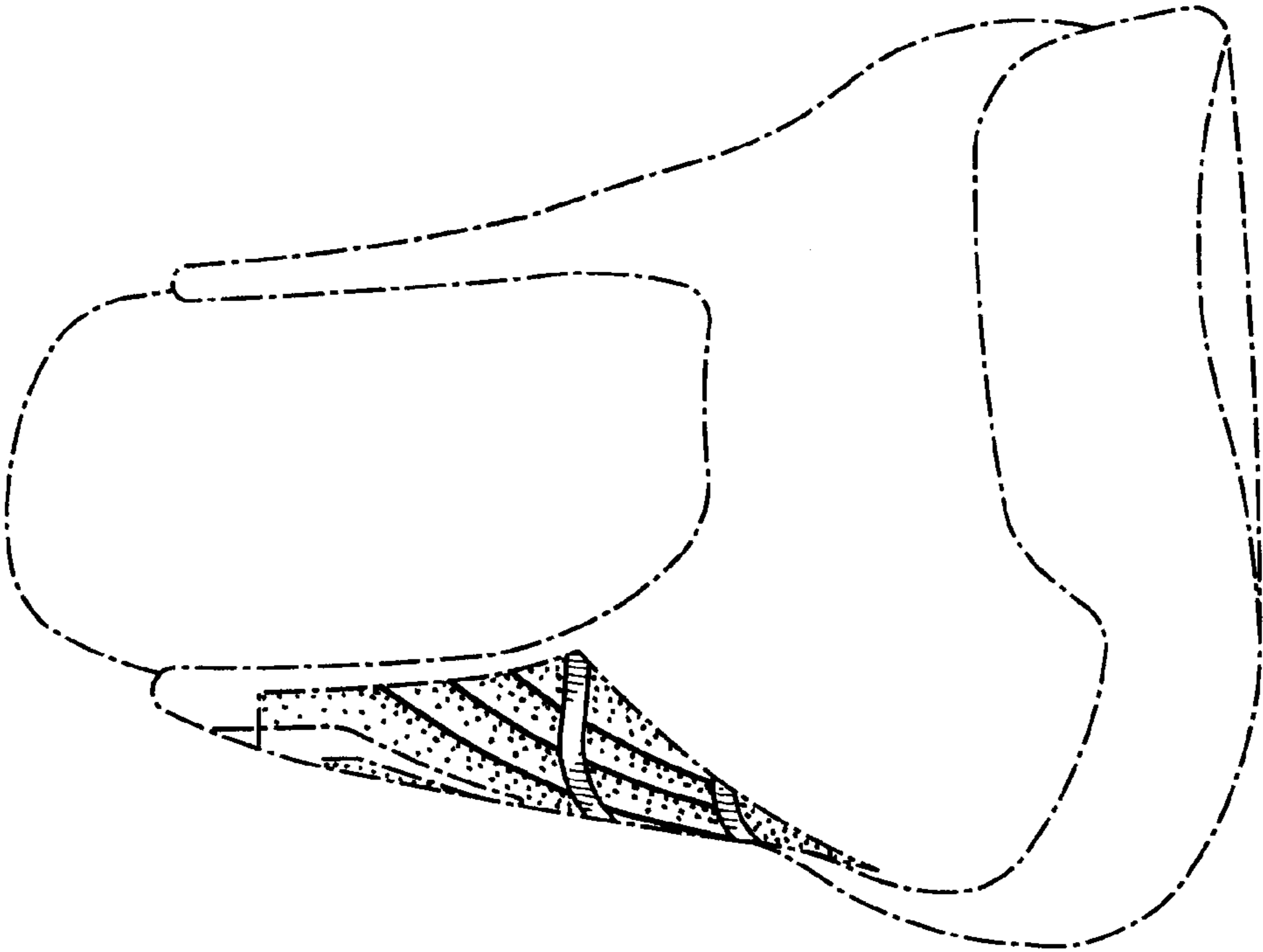


FIG.4

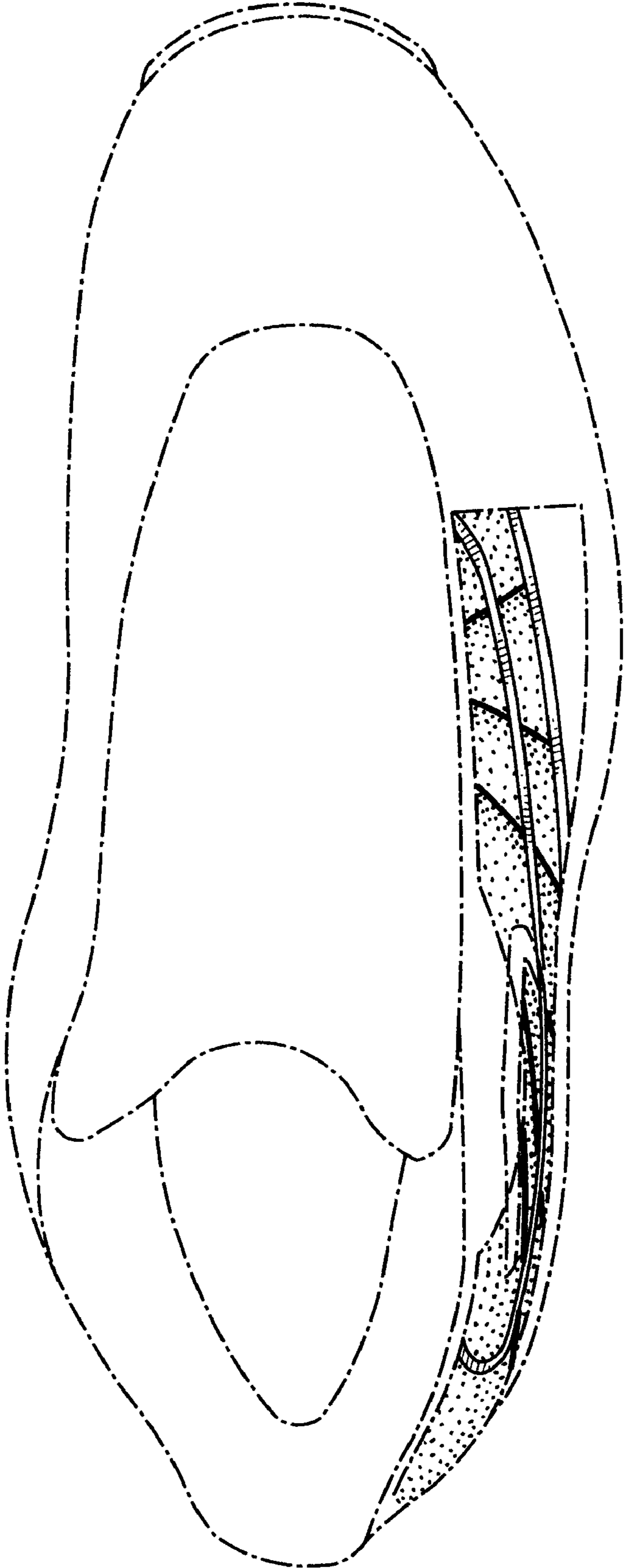


FIG.5