



US00D513433S

(12) **United States Design Patent**  
**Lemaire**

(10) **Patent No.:** **US D513,433 S**  
(45) **Date of Patent:** **\*\* Jan. 3, 2006**

(54) **AIR FRESHENER DEVICE**

D498,525 S \* 11/2004 Harbutt et al. .... D23/366  
D503,224 S \* 3/2005 Harbutt et al. .... D23/366

(75) **Inventor:** **Jermome Lemaire, Massy (FR)**

\* cited by examiner

(73) **Assignee:** **Reckitt Benckiser France, Massy (FR)**

*Primary Examiner*—Sandra S. Snapp

(\*\*) **Term:** **14 Years**

(74) *Attorney, Agent, or Firm*—Norris McLaughlin & Marcus, PA

(21) **Appl. No.:** **29/209,203**

(57) **CLAIM**

(22) **Filed:** **Jul. 12, 2004**

The ornamental design for an air freshener device, as shown.

(30) **Foreign Application Priority Data**

**DESCRIPTION**

Jan. 13, 2004 (EM) ..... 000122429

(51) **LOC (8) Cl.** ..... **23-04**

(52) **U.S. Cl.** ..... **D23/366**

(58) **Field of Classification Search** ..... D23/356–369;  
D23/392/390, 392, 394; 239/135, 136, 58;  
239/261/DIG. 17, DIG. 65

See application file for complete search history.

FIG. 1 is a perspective view of my air freshener device showing a new design;  
FIG. 2 is a front elevational view thereof;  
FIG. 3 is side plan view thereof;  
FIG. 4 is a top plan view thereof;  
FIG. 5 is a bottom plan view thereof;  
FIG. 6 is a front elevation view of an alternate embodiment of my air freshener device showing a new device;  
FIG. 7 is a side plan view of said alternate embodiment;  
FIG. 8 is a top plan view of said alternate embodiment;  
FIG. 9 is a bottom plan view of said alternate embodiment;  
and,  
FIG. 10 is a sectional view taken along line X—X in FIG. 2.

(56) **References Cited**

**U.S. PATENT DOCUMENTS**

- D238,674 S \* 2/1976 Leudke ..... D23/369
- D246,185 S \* 10/1977 Bradburne ..... D23/369
- D376,002 S \* 11/1996 Upson ..... D23/366
- D399,298 S \* 10/1998 Whitehead ..... D23/366
- D488,546 S \* 4/2004 Harbutt et al. .... D23/366

**1 Claim, 3 Drawing Sheets**

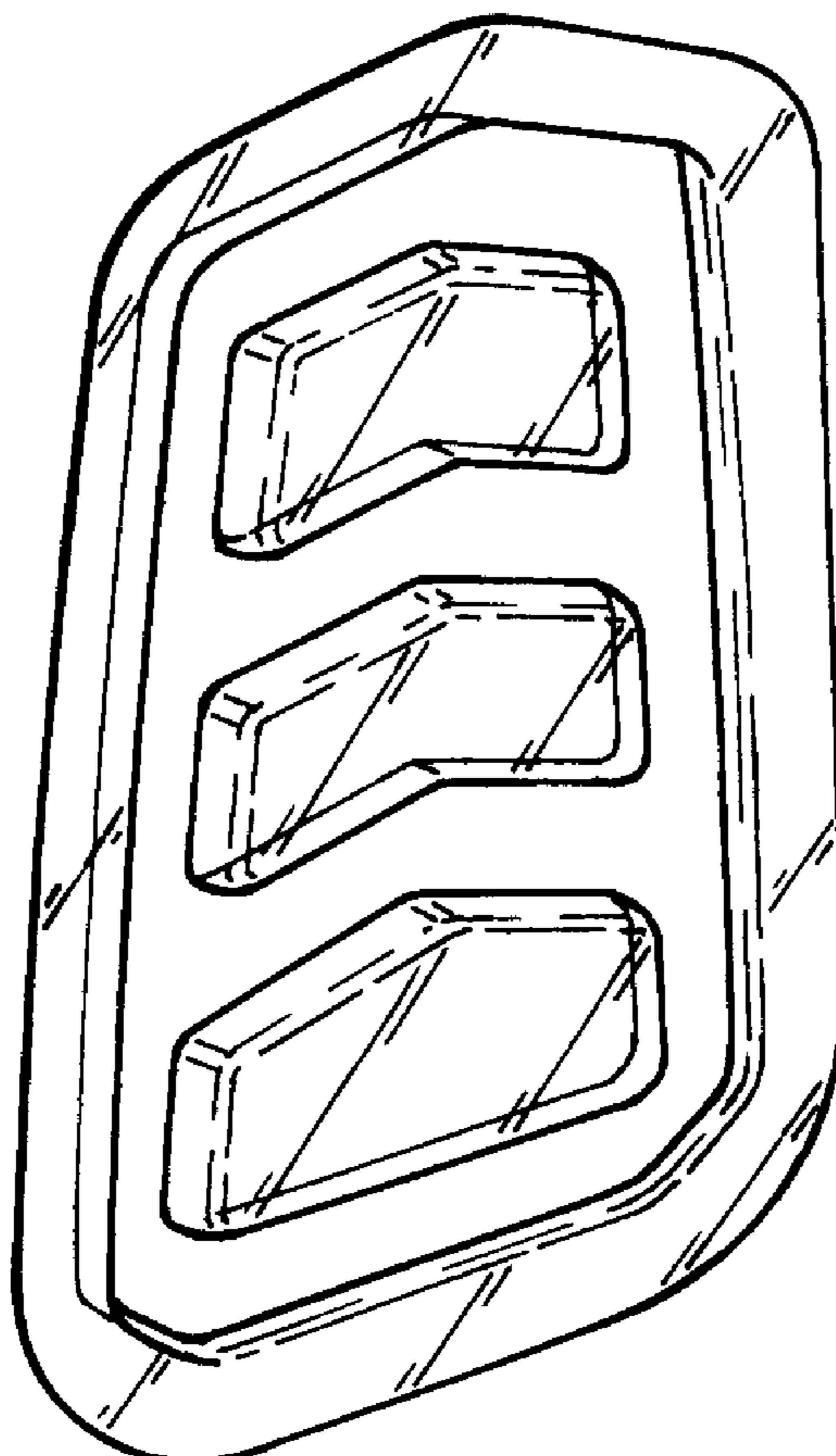


Fig.1.

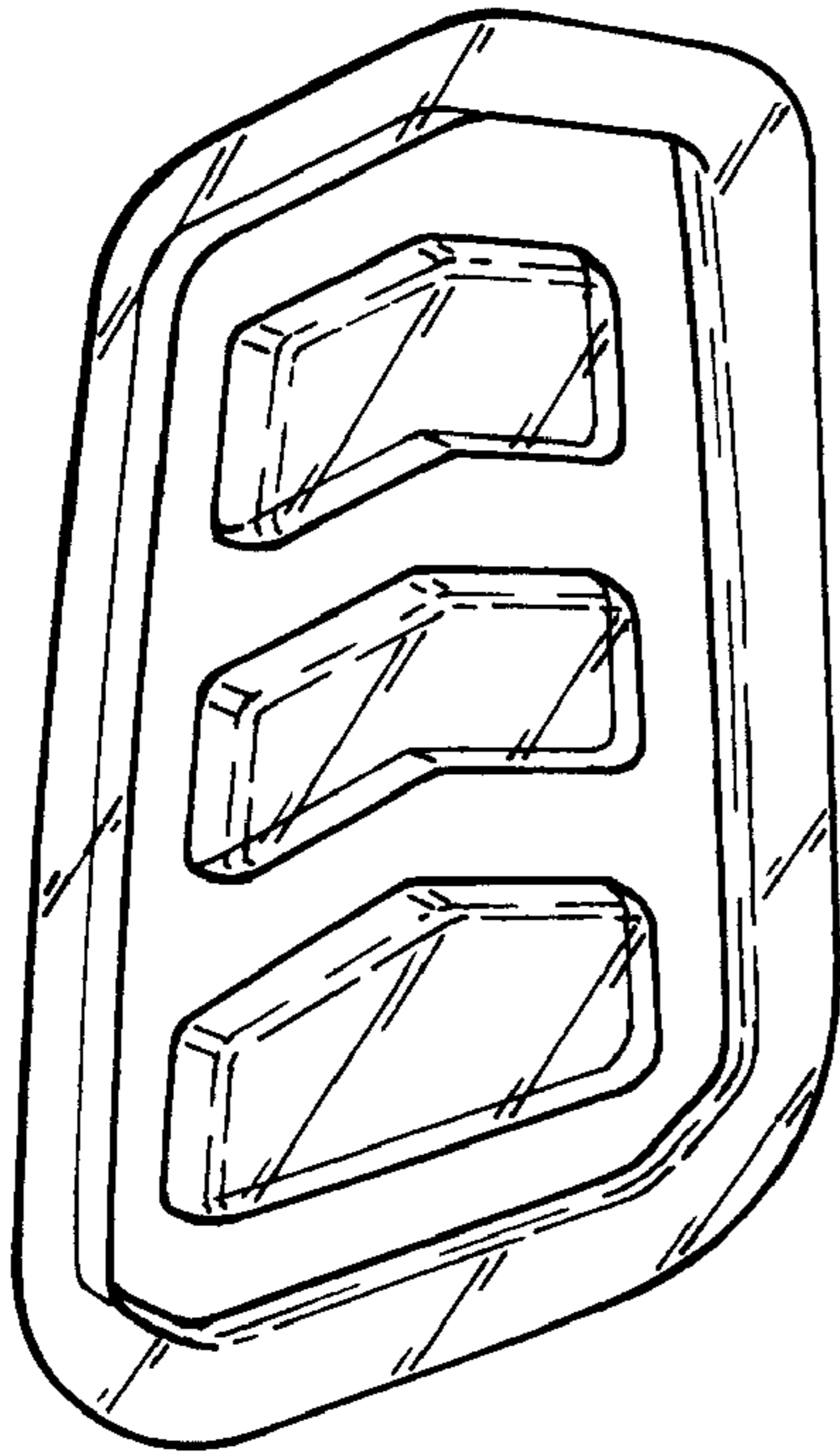


Fig.2.

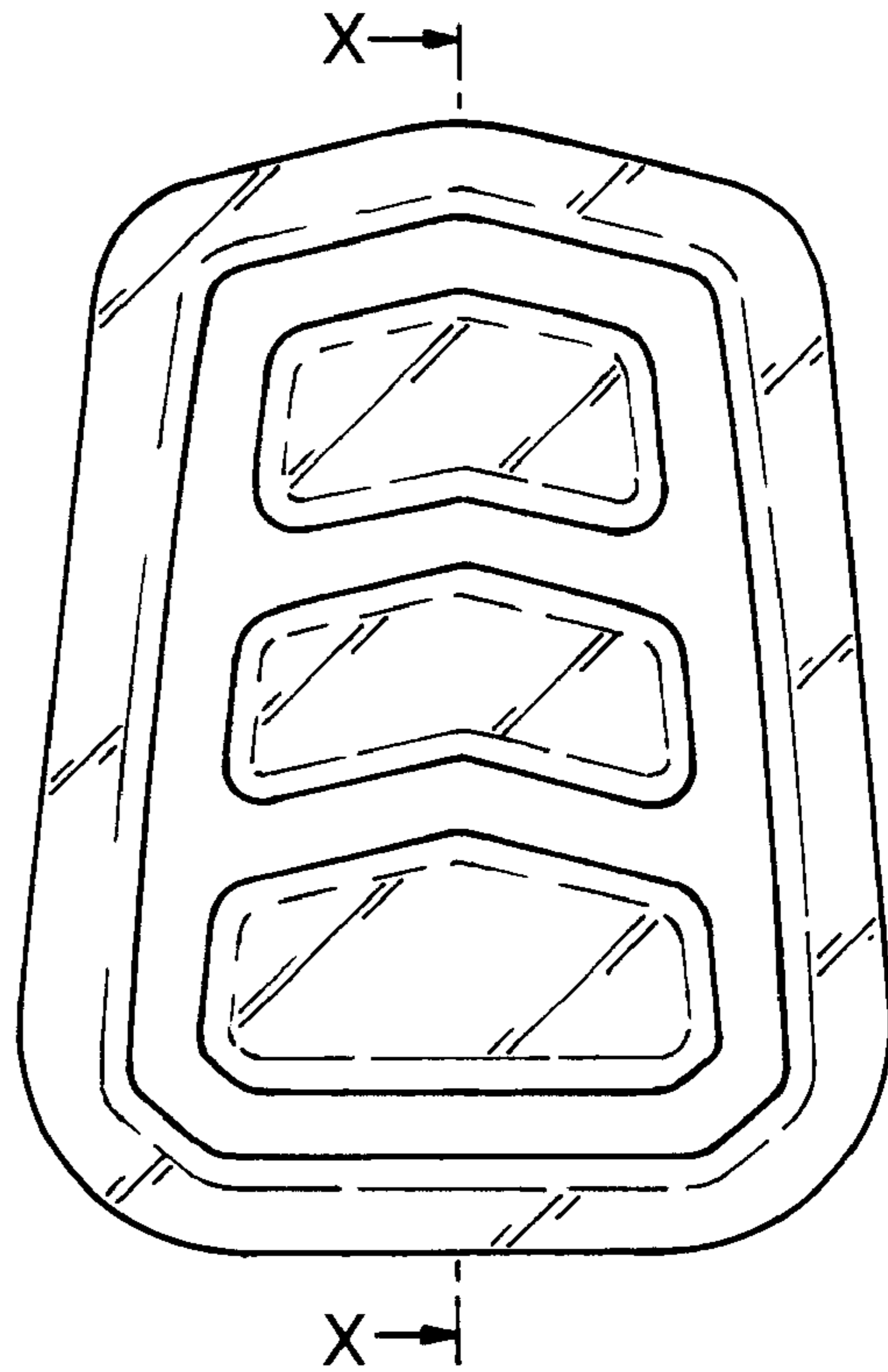


Fig.3.

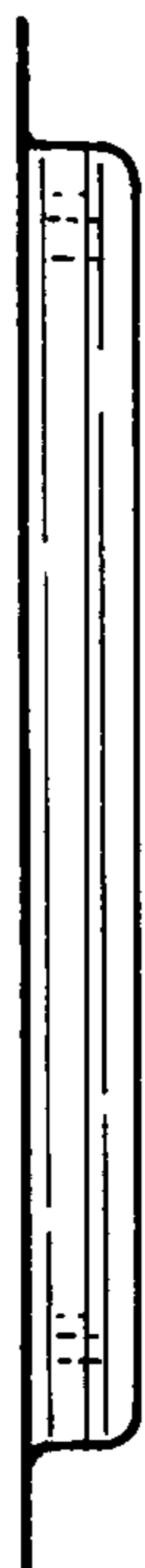


Fig.4.




Fig.5.




Fig.6.

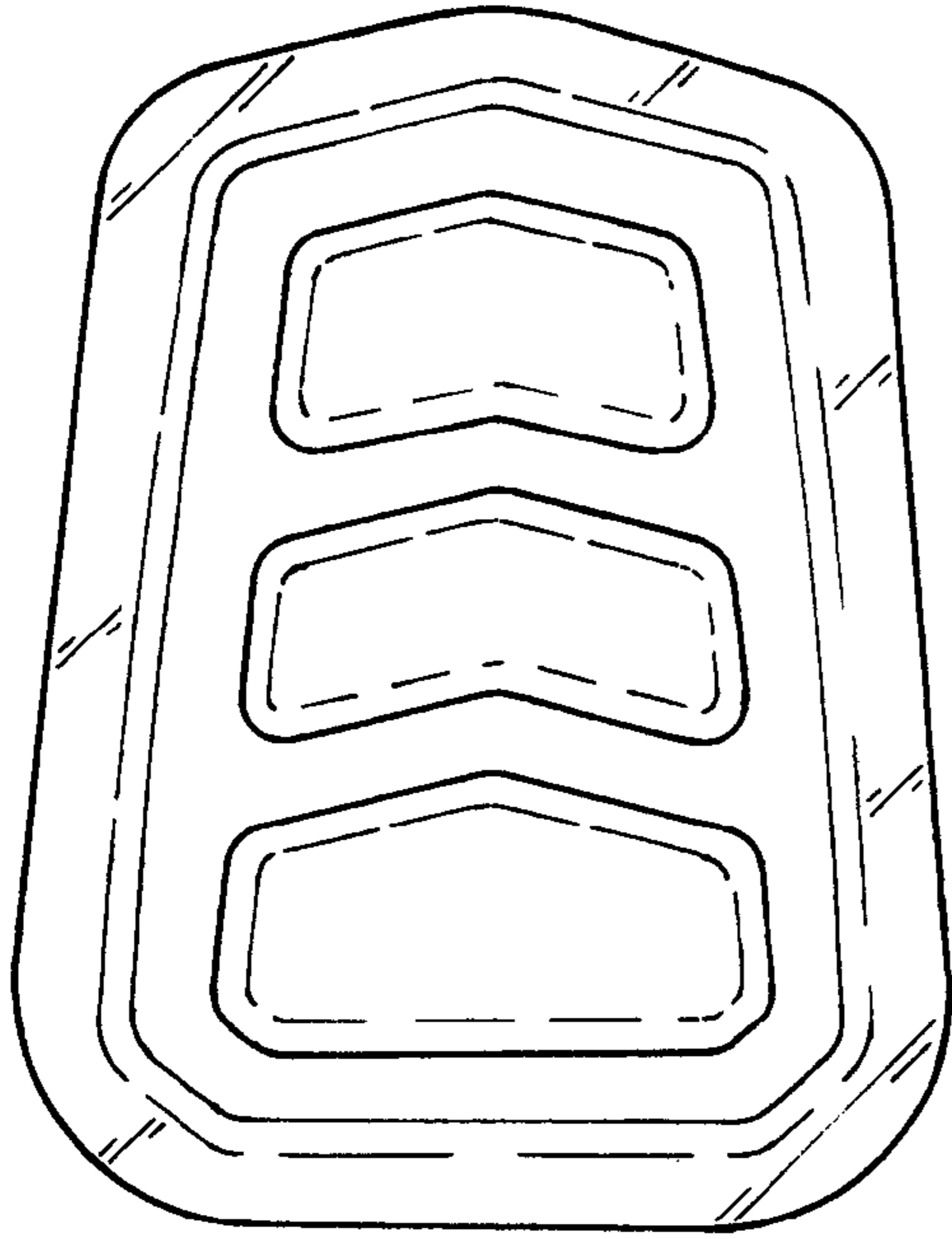


Fig.7.



Fig.8.




Fig.9.

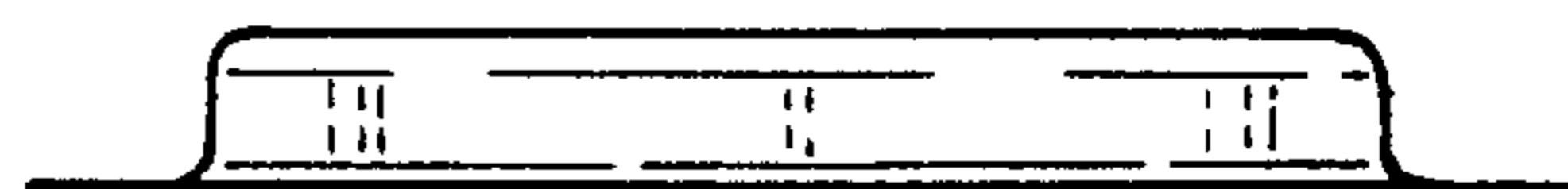


Fig. 10.



UNITED STATES PATENT AND TRADEMARK OFFICE  
**CERTIFICATE OF CORRECTION**

PATENT NO. : Des. 513,433 S  
DATED : January 3, 2006  
INVENTOR(S) : Lemaire

Page 1 of 1

It is certified that error appears in the above-identified patent and that said Letters Patent is hereby corrected as shown below:

Title page.

Item [75], Inventor "**Jermome Lemaire**" should read -- **Jerome Lemaire** --.

Signed and Sealed this

Twenty-first Day of March, 2006

A handwritten signature in black ink on a light gray dotted background. The signature reads "Jon W. Dudas" in a cursive style.

JON W. DUDAS

*Director of the United States Patent and Trademark Office*