



US00D513431S

(12) **United States Design Patent**
Russak et al.

(10) **Patent No.:** **US D513,431 S**
(45) **Date of Patent:** **** Jan. 3, 2006**

(54) **AIR CLEANER**

(75) Inventors: **Stephen Russak**, Fort Lee, NJ (US);
Paul E. Cox, Haverhill, MA (US);
Stephen M. Gatchell, Warwick, RI
(US); **James J. Best**, Weehawken, NJ
(US); **Steven Vordenberg**, New York,
NY (US); **Boris Kontorovich**,
Brooklyn, NY (US); **Kevin Lozeau**,
Ridge, NY (US)

(73) Assignee: **Kaz, Incorporated**, New York, NY
(US)

(**) Term: **14 Years**

(21) Appl. No.: **29/209,964**

(22) Filed: **Jul. 22, 2004**

(51) **LOC (8) Cl.** **23-04**

(52) **U.S. Cl.** **D23/364**

(58) **Field of Classification Search** D23/355,
D23/356, 364, 365; 55/467, 471, 472, 356
See application file for complete search history.

(56) **References Cited**

U.S. PATENT DOCUMENTS

D462,430 S * 9/2002 Christianson D23/364

6,447,586 B1 * 9/2002 Campbell 96/415
D465,567 S * 11/2002 Choi D23/364
D496,451 S * 9/2004 Julos et al. D23/355
D501,042 S * 1/2005 Holderfield et al. D23/364

* cited by examiner

Primary Examiner—Robin V. Taylor
(74) *Attorney, Agent, or Firm*—Darby & Darby

(57) **CLAIM**

The ornamental design for air cleaner, as shown and described.

DESCRIPTION

FIG. 1 is a front, left perspective view of the air cleaner showing our new design;

FIG. 2 is a front elevation view thereof;

FIG. 3 is a right elevation view thereof;

FIG. 4 is a rear elevation view thereof;

FIG. 5 is a left elevation view thereof;

FIG. 6 is a top plan view thereof; and,

FIG. 7 is a bottom plan view thereof.

The broken line showing is for illustrative purposes only and forms no part of the claimed design.

1 Claim, 6 Drawing Sheets




FIG. 1




FIG. 2

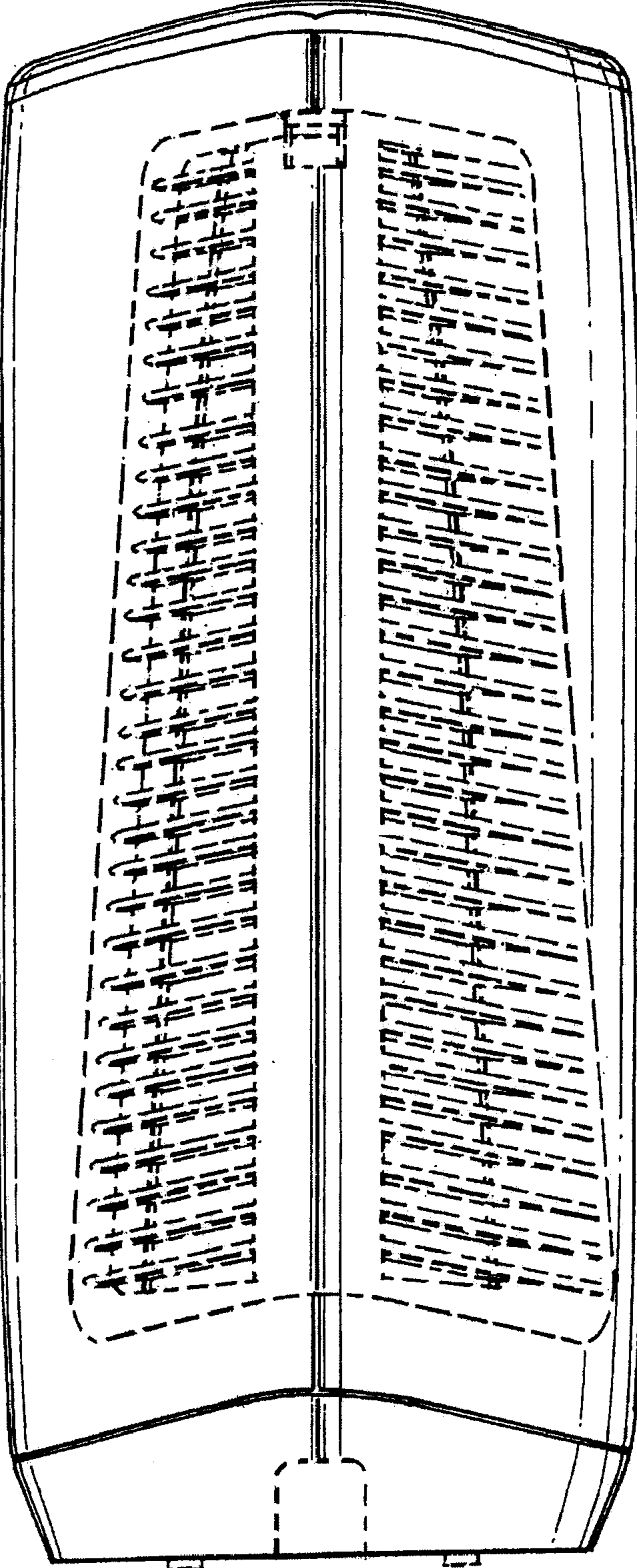


FIG. 3

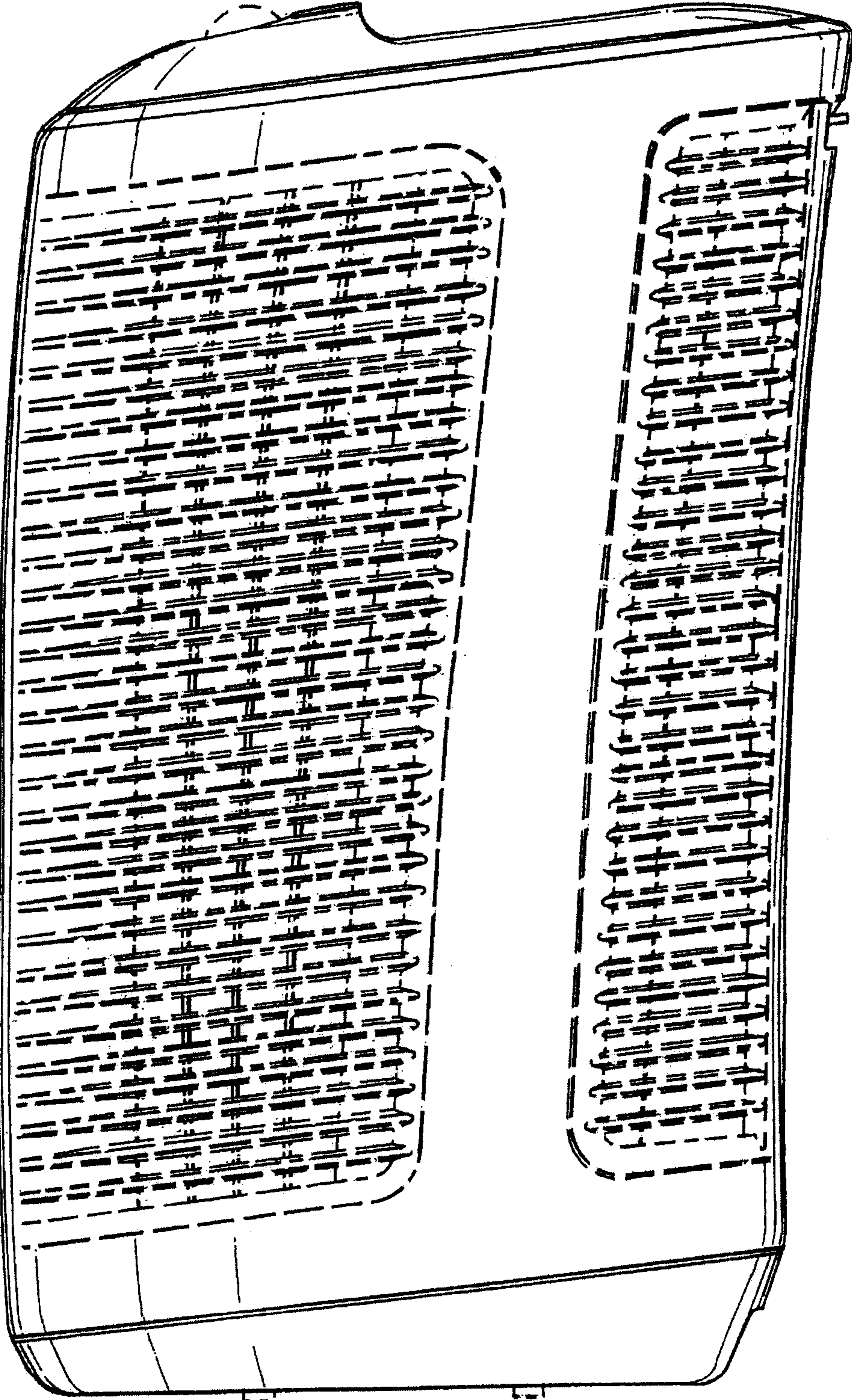


FIG. 4




FIG. 5




FIG. 6

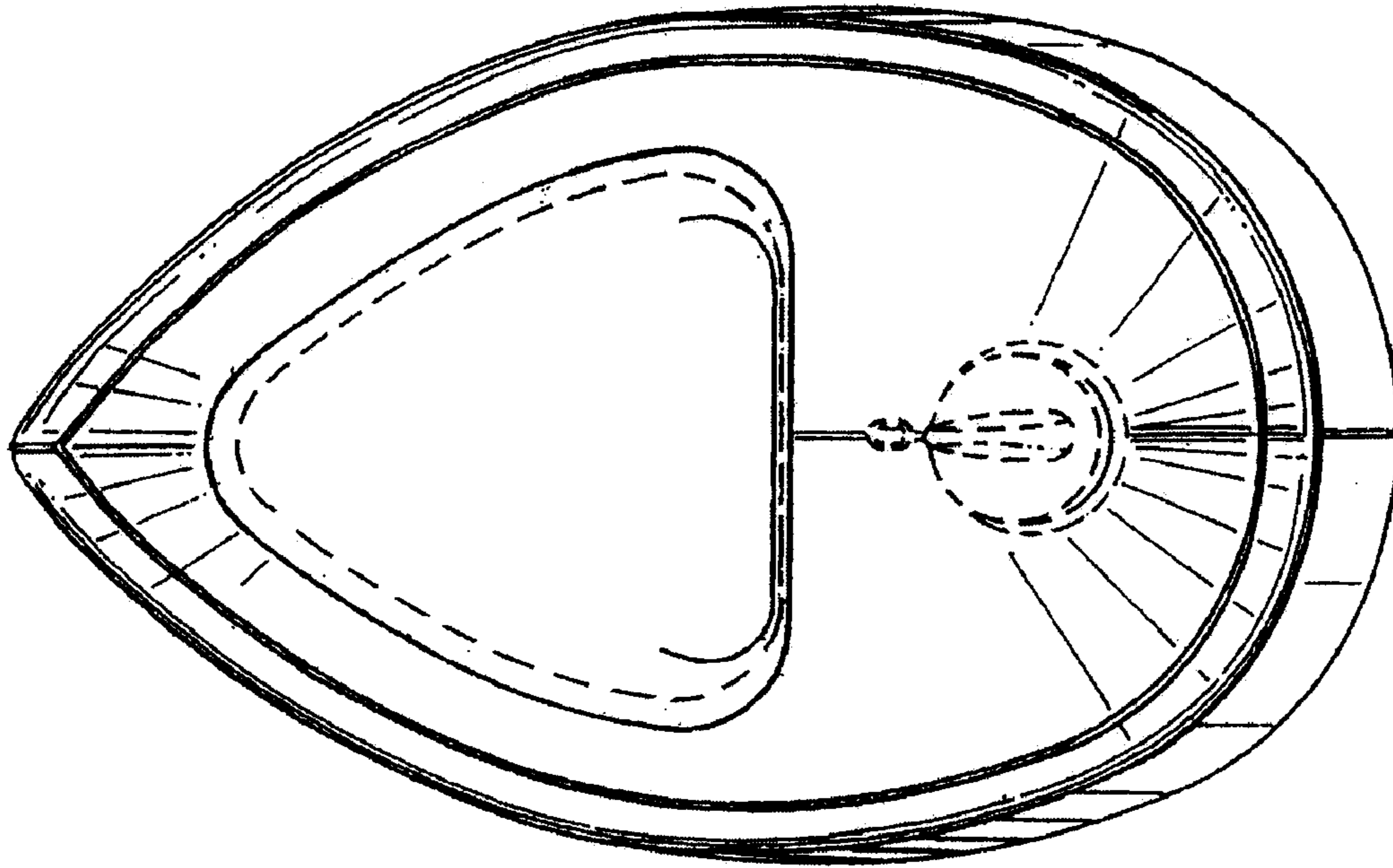


FIG. 7

