

US00D513414S

(12) **United States Design Patent**
Nagao et al.

(10) **Patent No.:** **US D513,414 S**
(45) **Date of Patent:** **** Jan. 3, 2006**

(54) **AUDIOVISUAL RADIO TRANSMITTER
RECEIVER**

D483,348 S * 12/2003 Nishii et al. D14/188
6,671,567 B1 * 12/2003 Dwyer et al. 700/94
D489,356 S * 5/2004 Cho D14/188

(75) Inventors: **Takayasu Nagao**, Osaka (JP); **Mitsuru
Takami**, Takatsuki (JP)

FOREIGN PATENT DOCUMENTS

(73) Assignee: **Matsushita Electric Industrial Co.,
Ltd.**, Osaka (JP)

JP D804036 1/1991
JP D1036447 4/1999
JP D1108404 5/2001

(**) Term: **14 Years**

* cited by examiner

(21) Appl. No.: **29/204,414**

Primary Examiner—Prabhakar Deshmukh

(22) Filed: **Apr. 28, 2004**

(74) *Attorney, Agent, or Firm*—Brinks Hofer Gilson &
Lione

(30) **Foreign Application Priority Data**

(57) **CLAIM**

Dec. 25, 2003 (JP) 2003-038130

We claim the ornamental design for an audiovisual radio
transmitter receiver, as shown and described.

(51) **LOC (8) Cl.** **14-03**

DESCRIPTION

(52) **U.S. Cl.** **D14/496**

(58) **Field of Classification Search** D14/496,
D14/125, 155, 188, 191, 239, 168, 137, 183,
D14/184; 455/344–352, 73, 78, 575, 90–95
See application file for complete search history.

FIG. 1 is a top perspective view of an audiovisual radio
transmitter receiver of the present invention;
FIG. 2 is a front view thereof;
FIG. 3 is a top view thereof;
FIG. 4 is a bottom view thereof;
FIG. 5 is a rear view thereof;
FIG. 6 is a first side view thereof; and,
FIG. 7 is a second side view thereof.

(56) **References Cited**

U.S. PATENT DOCUMENTS

3,708,618 A * 1/1973 Hofmeister et al. 348/839
3,970,782 A * 7/1976 Fenne 348/839
D374,671 S * 10/1996 Tatsumi D14/214
D375,742 S * 11/1996 Weissberg et al. D14/188
D379,354 S * 5/1997 Hippen D14/188
D389,824 S * 1/1998 Woolley et al. D14/496

The ornamental design which is claimed is shown in solid
lines in the drawings. Any broken lines in the drawings are
for illustrative purposes only and form no part of the claimed
design.

1 Claim, 5 Drawing Sheets

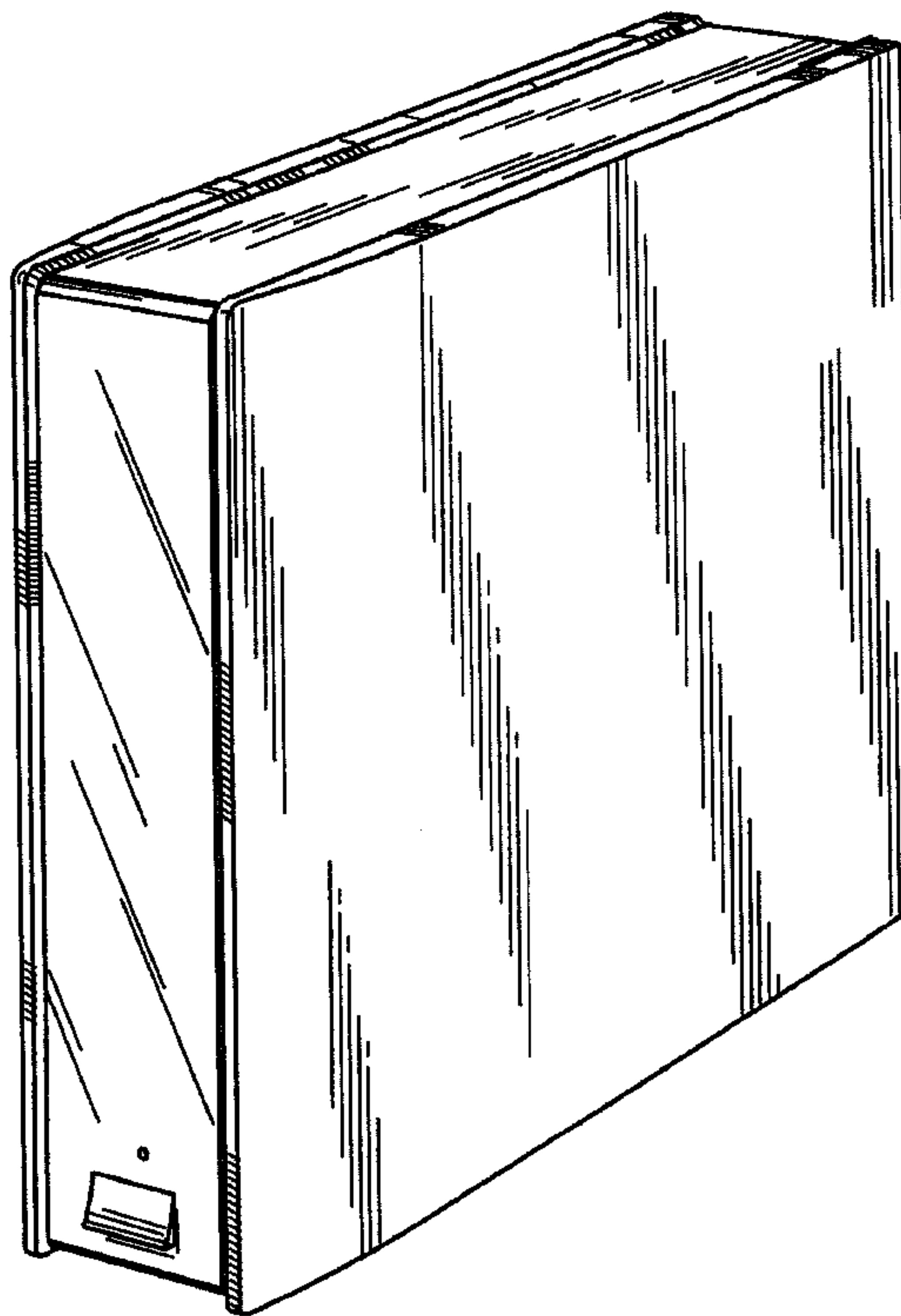


FIG. 1

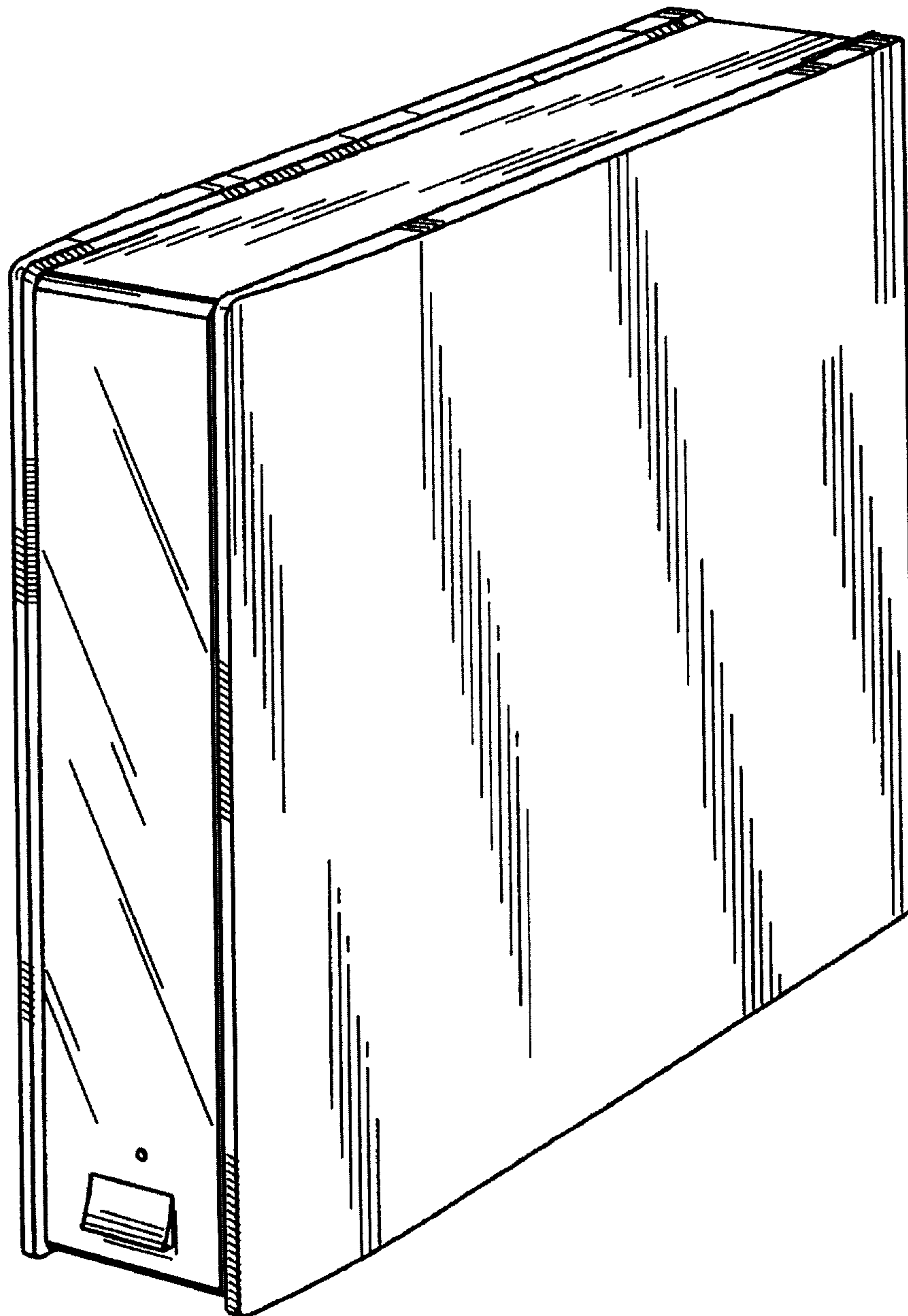


FIG 2

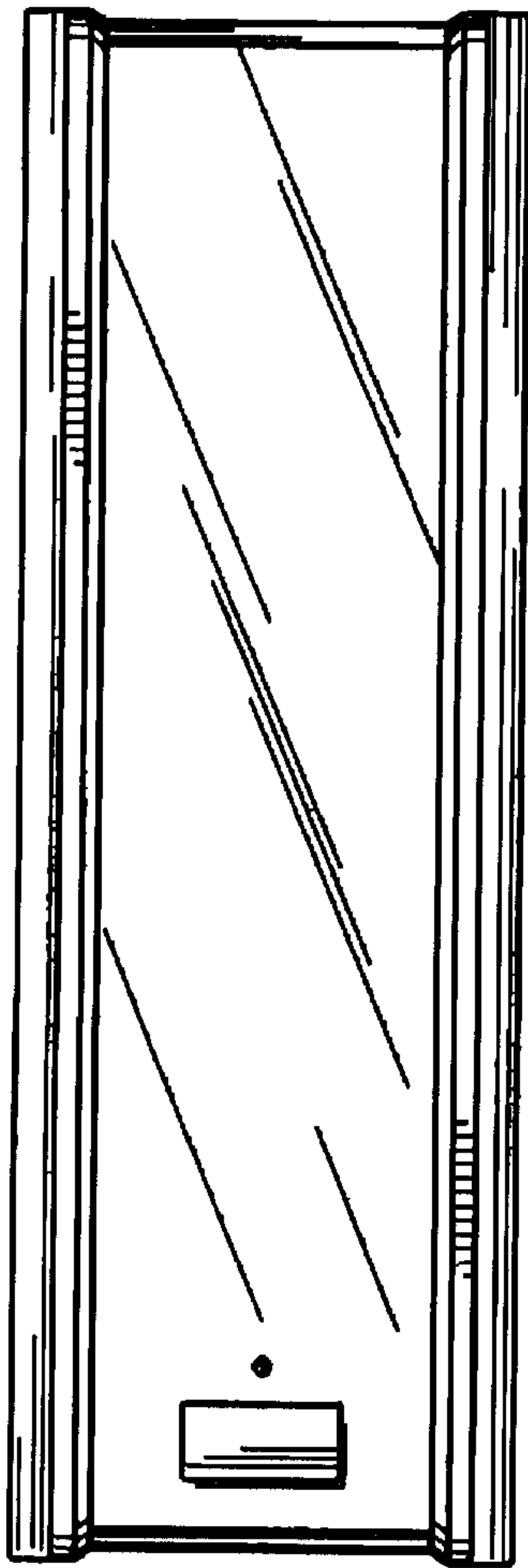


FIG 3

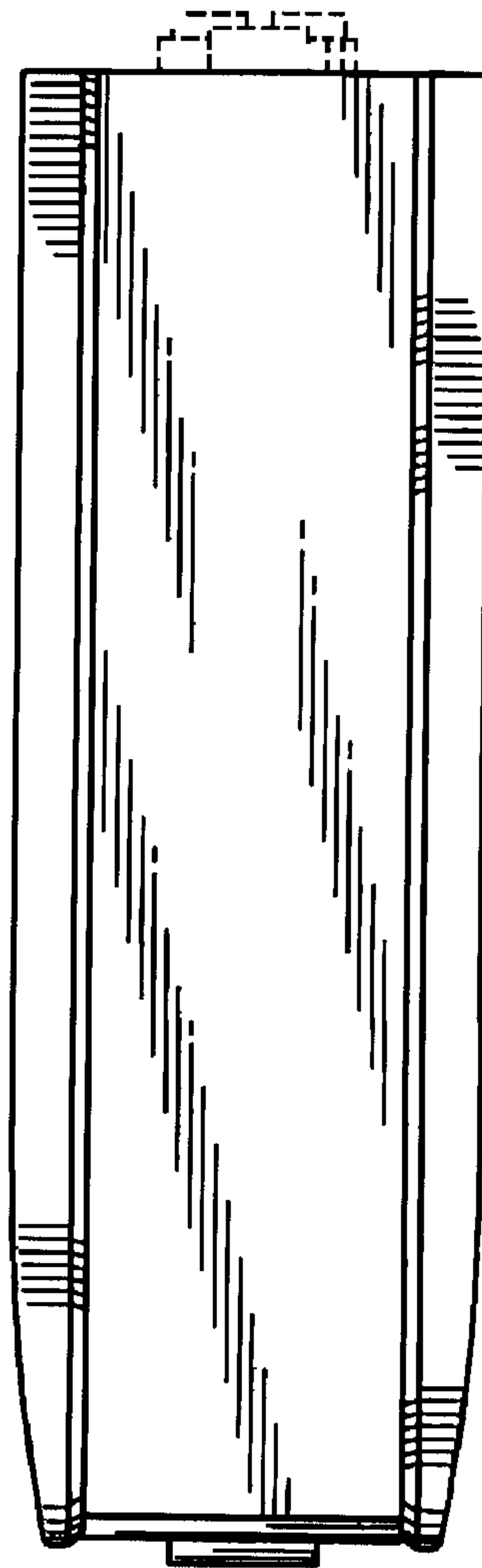


FIG.4

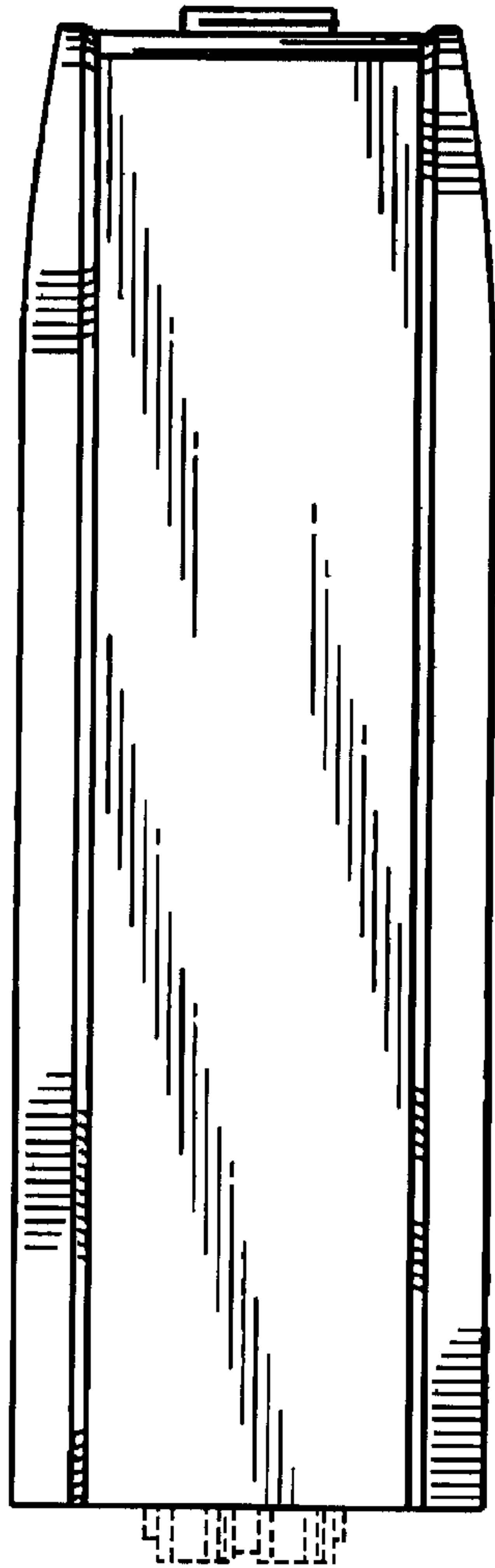


FIG.5

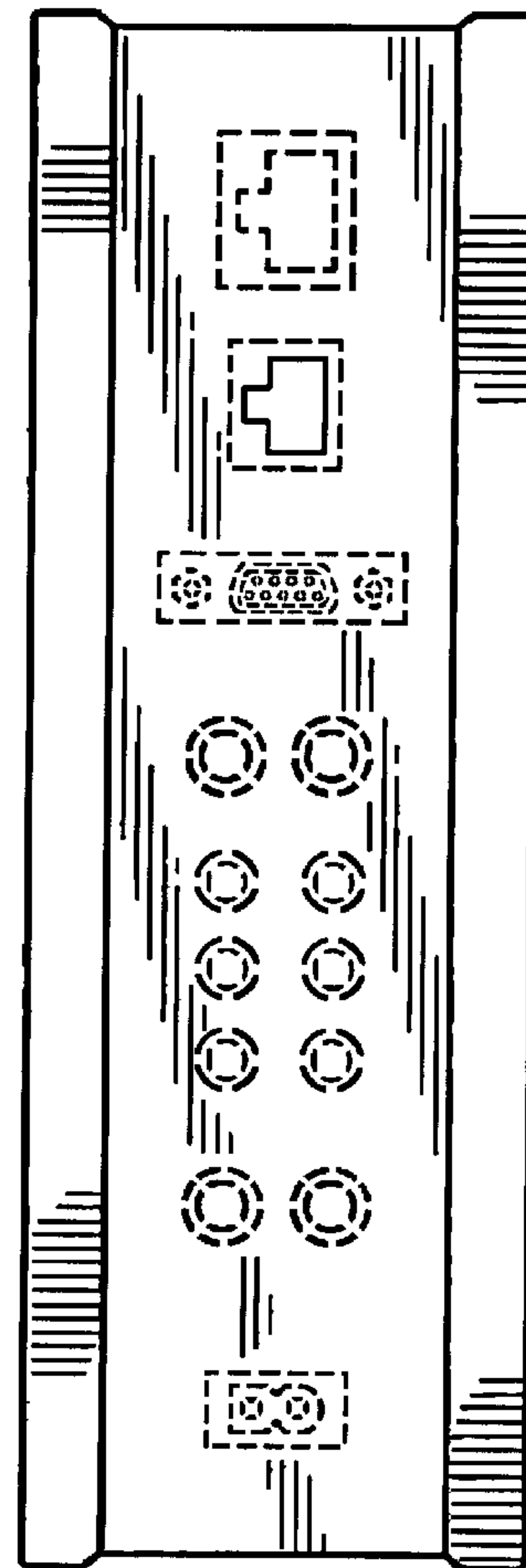


FIG. 6

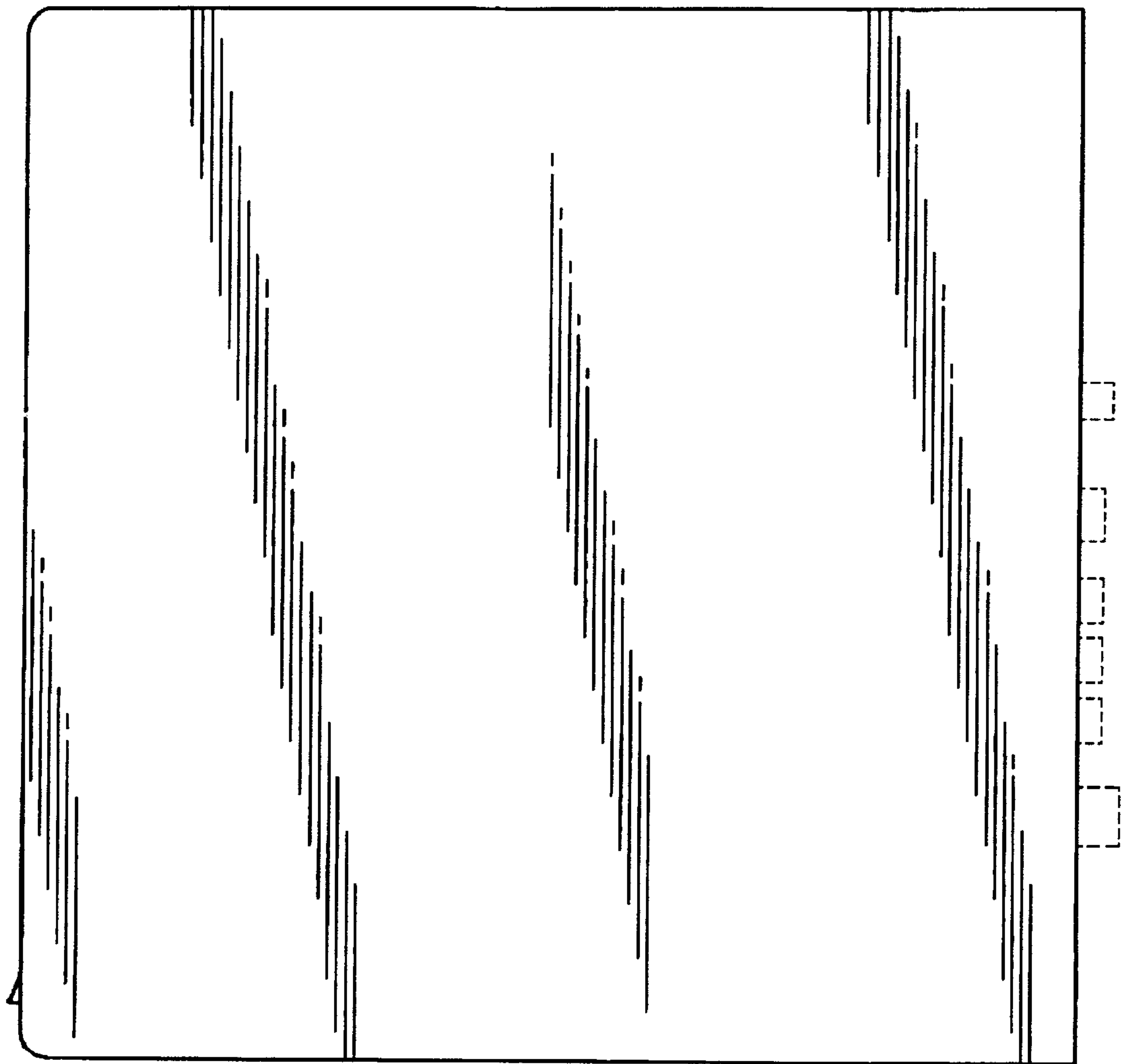


FIG. 7

