



US00D513412S

(12) **United States Design Patent**  
**Kodera et al.**

(10) **Patent No.:** **US D513,412 S**  
(45) **Date of Patent:** **\*\* Jan. 3, 2006**

(54) **TELEPHONE SET**

(75) **Inventors:** **Yoichi Kodera, Sagamihara (JP);**  
**Yuichiro Shibata, Yokohama (JP);**  
**Takeshi Nakatani, Tokyo (JP);**  
**Takayuki Yoshimoto, Yokohama (JP)**

(73) **Assignee:** **NEC Infrontia Corporation,**  
**Kanagawa (JP)**

(\*\*) **Term:** **14 Years**

(21) **Appl. No.:** **29/214,901**

(22) **Filed:** **Oct. 12, 2004**

(30) **Foreign Application Priority Data**

Apr. 13, 2004 (JP) ..... 2004-011380

(51) **LOC (6) Cl.** ..... **14-03**

(52) **U.S. Cl.** ..... **D14/151**

(58) **Field of Classification Search** ..... D14/149-151,  
D14/147-148, 251-253, 144, 143, 130, 329,  
D14/330, 434, 140, 142; 379/419, 428.01-428.04,  
379/440; D13/107, 108; D21/517  
See application file for complete search history.

(56) **References Cited**

**U.S. PATENT DOCUMENTS**

D271,487 S	*	11/1983	Breger	.....	D14/151
D299,228 S	*	1/1989	Kurosu et al.	.....	D14/151
D299,717 S	*	2/1989	Fukutome	.....	D14/151
D303,386 S	*	9/1989	Iino	.....	D14/142
D312,458 S	*	11/1990	Suzuki	.....	D14/144
D316,857 S	*	5/1991	Park	.....	D14/138
D322,786 S	*	12/1991	Wu	.....	D14/151
D342,252 S	*	12/1993	Akatsu et al.	.....	D14/151
D363,285 S	*	10/1995	Vessey et al.	.....	D14/151

D378,588 S	*	3/1997	Tanaka	.....	D14/150
D406,842 S	*	3/1999	Zeitman	.....	D14/151
D414,766 S	*	10/1999	Delhaes	.....	D14/151
D426,535 S	*	6/2000	Zeitman	.....	D14/151
D437,840 S	*	2/2001	Korby et al.	.....	D14/151
D449,287 S	*	10/2001	Jauregui et al.	.....	D14/151
D452,489 S	*	12/2001	Nagase	.....	D14/151
D471,171 S	*	3/2003	Yamanouchi et al.	.....	D14/151
D481,701 S	*	11/2003	Kamezawa et al.	.....	D14/151
D490,395 S	*	5/2004	Taniguchi et al.	.....	D14/151
D490,795 S	*	6/2004	Watanabe et al.	.....	D14/151
D499,712 S	*	12/2004	Abe et al.	.....	D14/151
D499,713 S	*	12/2004	Shibata et al.	.....	D14/151
2004/0247113 A1	*	12/2004	Akatsu	.....	379/419

\* cited by examiner

*Primary Examiner*—Jeffrey Asch

(74) *Attorney, Agent, or Firm*—Seyfarth Shaw LLP

(57) **CLAIM**

The ornamental design for the telephone set, as shown and described.

**DESCRIPTION**

FIG. 1 is a perspective view of the telephone set showing our new design;  
FIG. 2 is a front view thereof;  
FIG. 3 is a rear view thereof;  
FIG. 4 is a left side view thereof;  
FIG. 5 is a right-side view thereof;  
FIG. 6 is a top plan view thereof;  
FIG. 7 is a bottom plan view thereof;  
FIG. 8 is a view and vertical section along the line 8—8 of FIG. 2 omitting the inner mechanism; and,  
FIG. 9 is a front view of the telephone set with the parts separated.

**1 Claim, 4 Drawing Sheets**



FIG. 1



FIG. 2

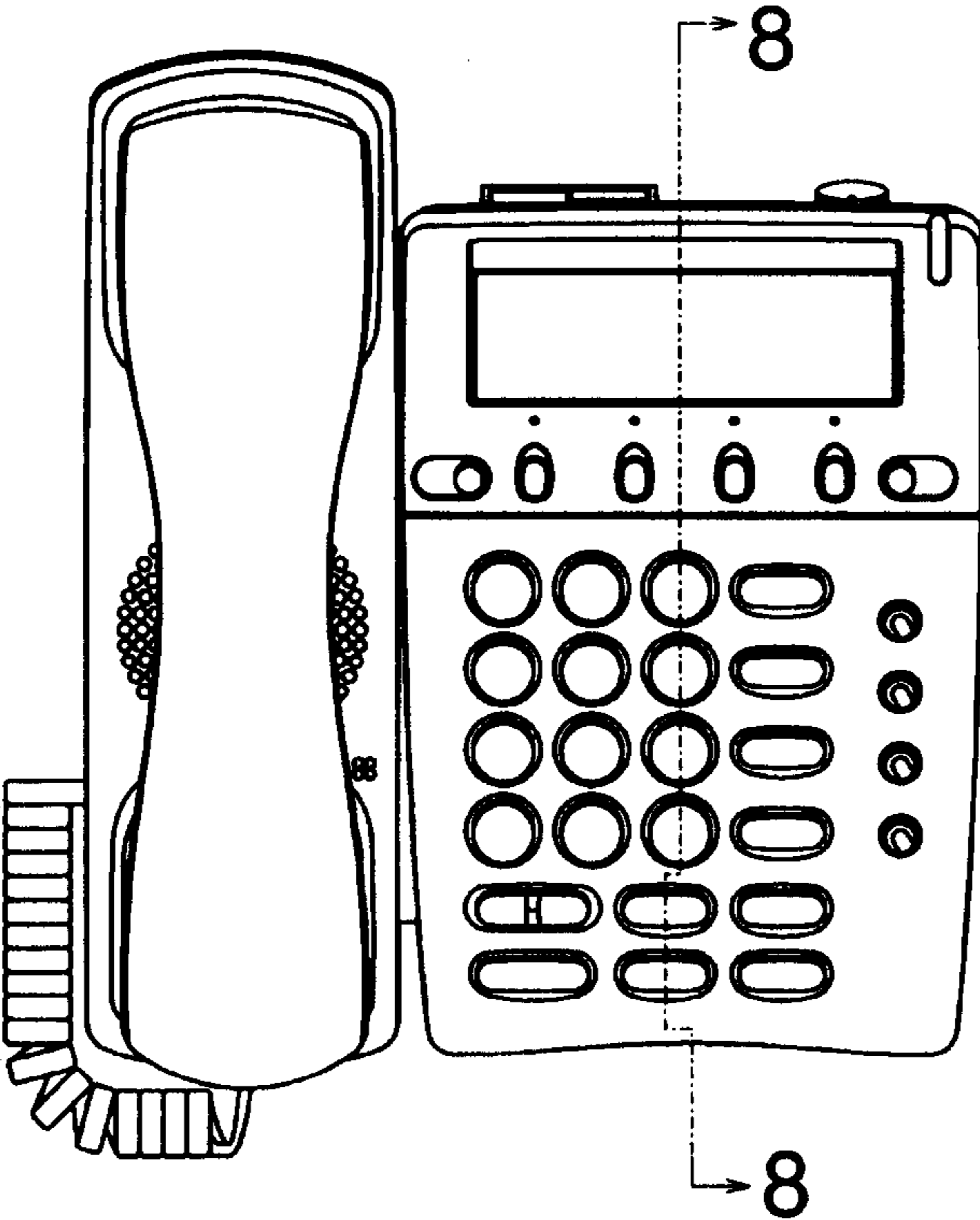


FIG. 3

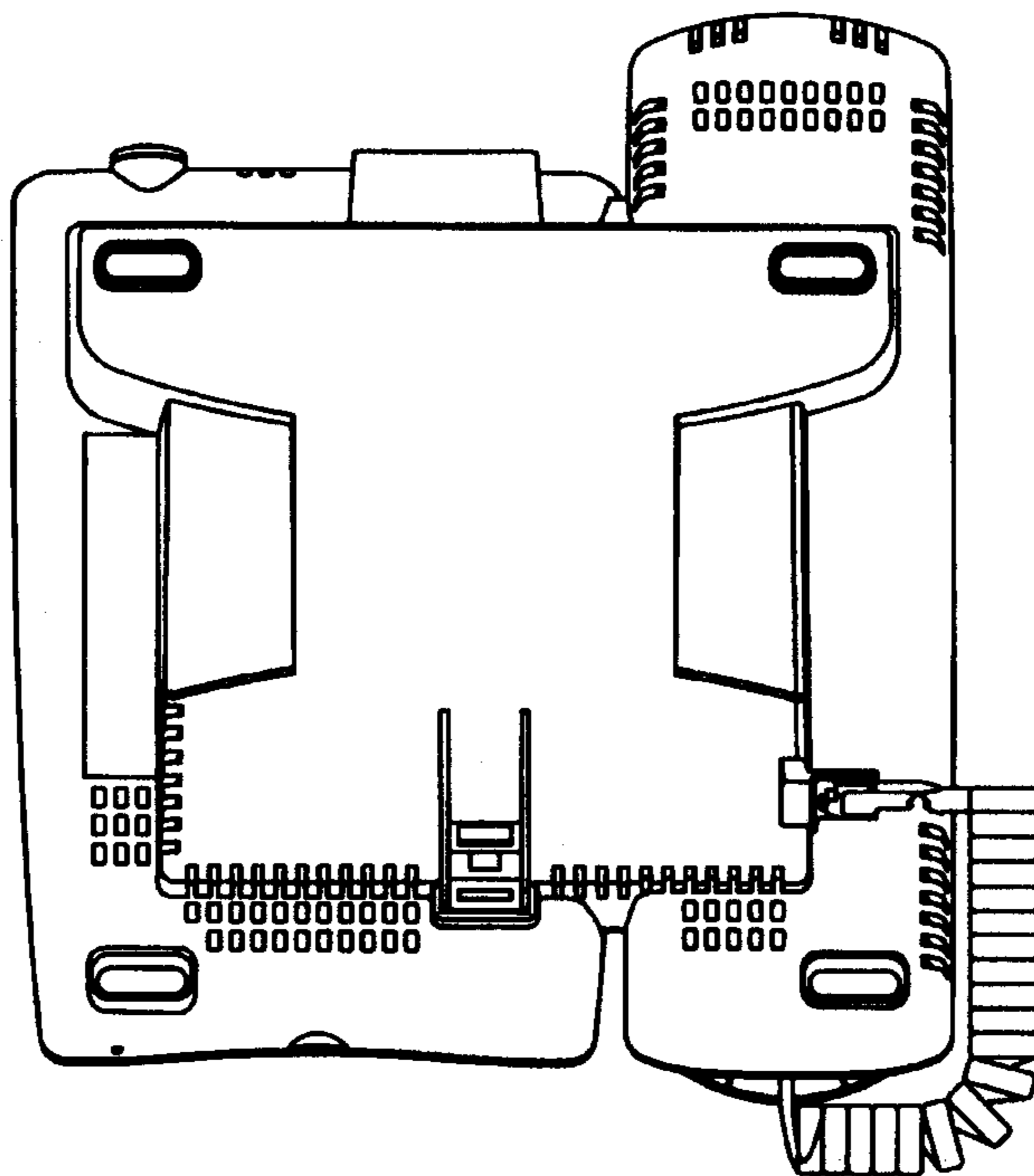


FIG. 4

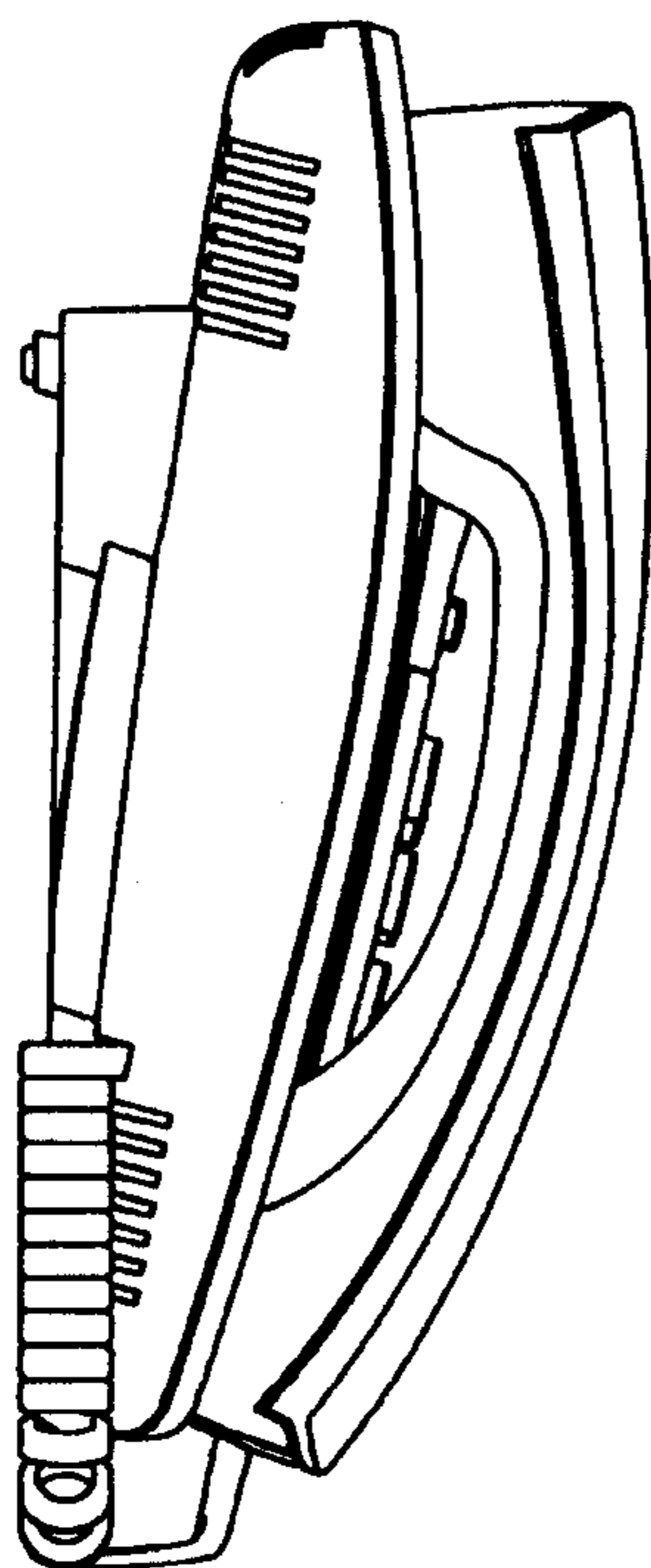


FIG. 5

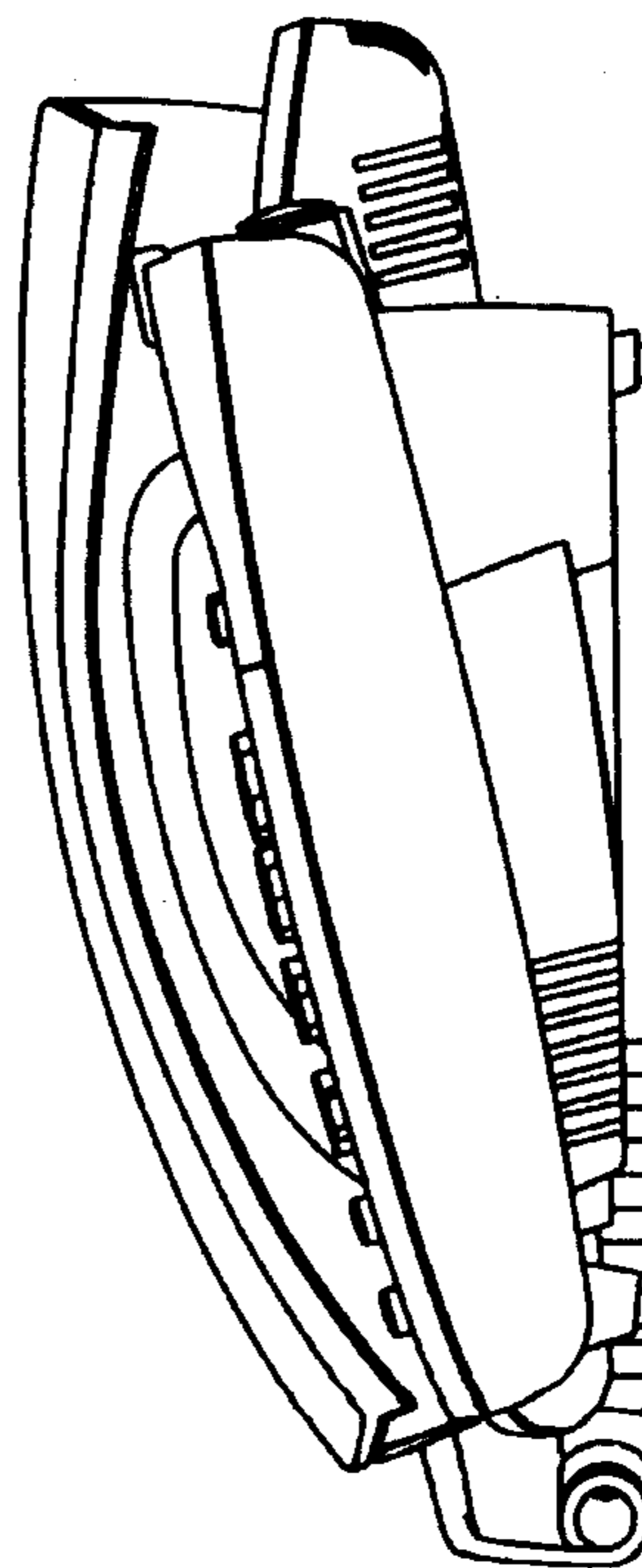


FIG. 6

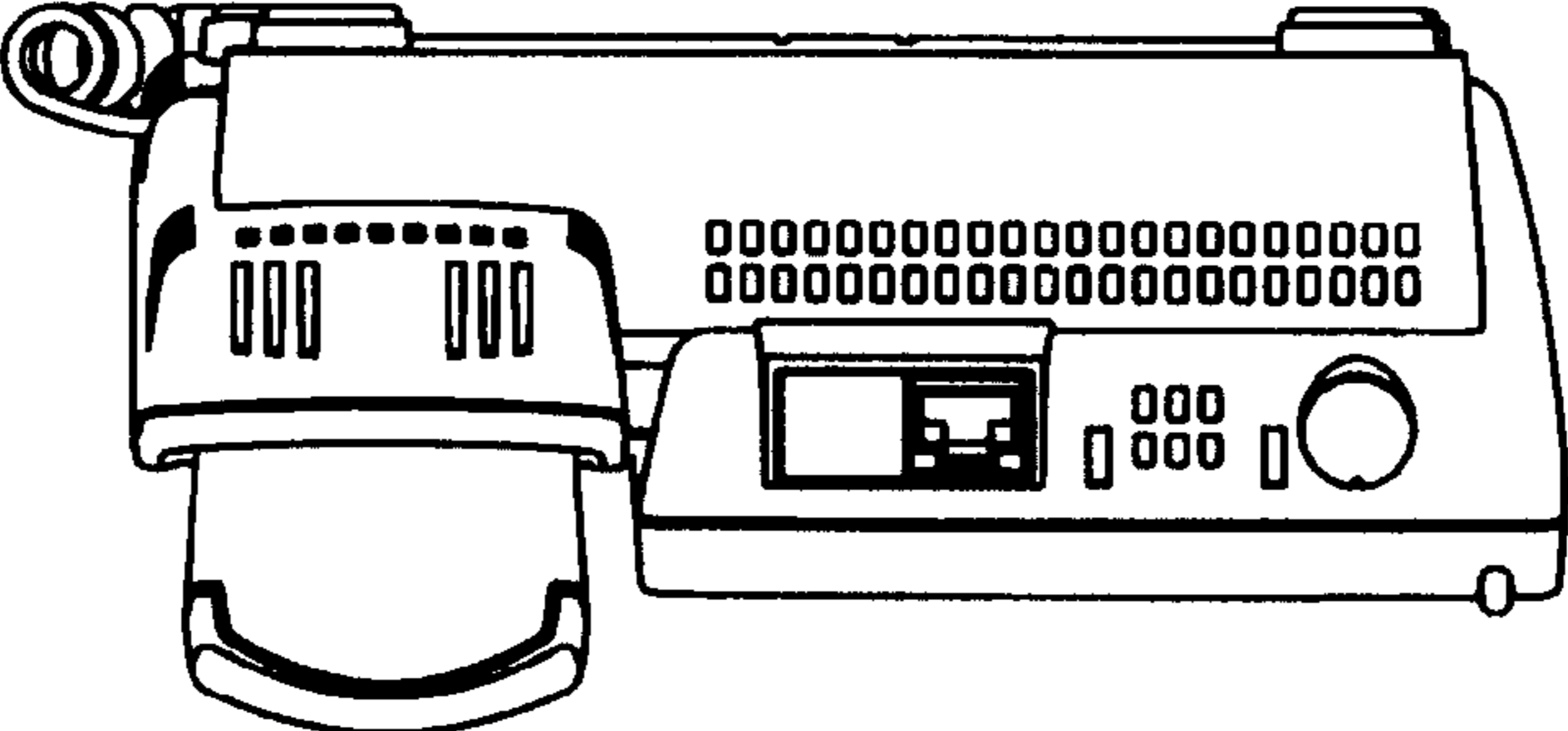


FIG. 7

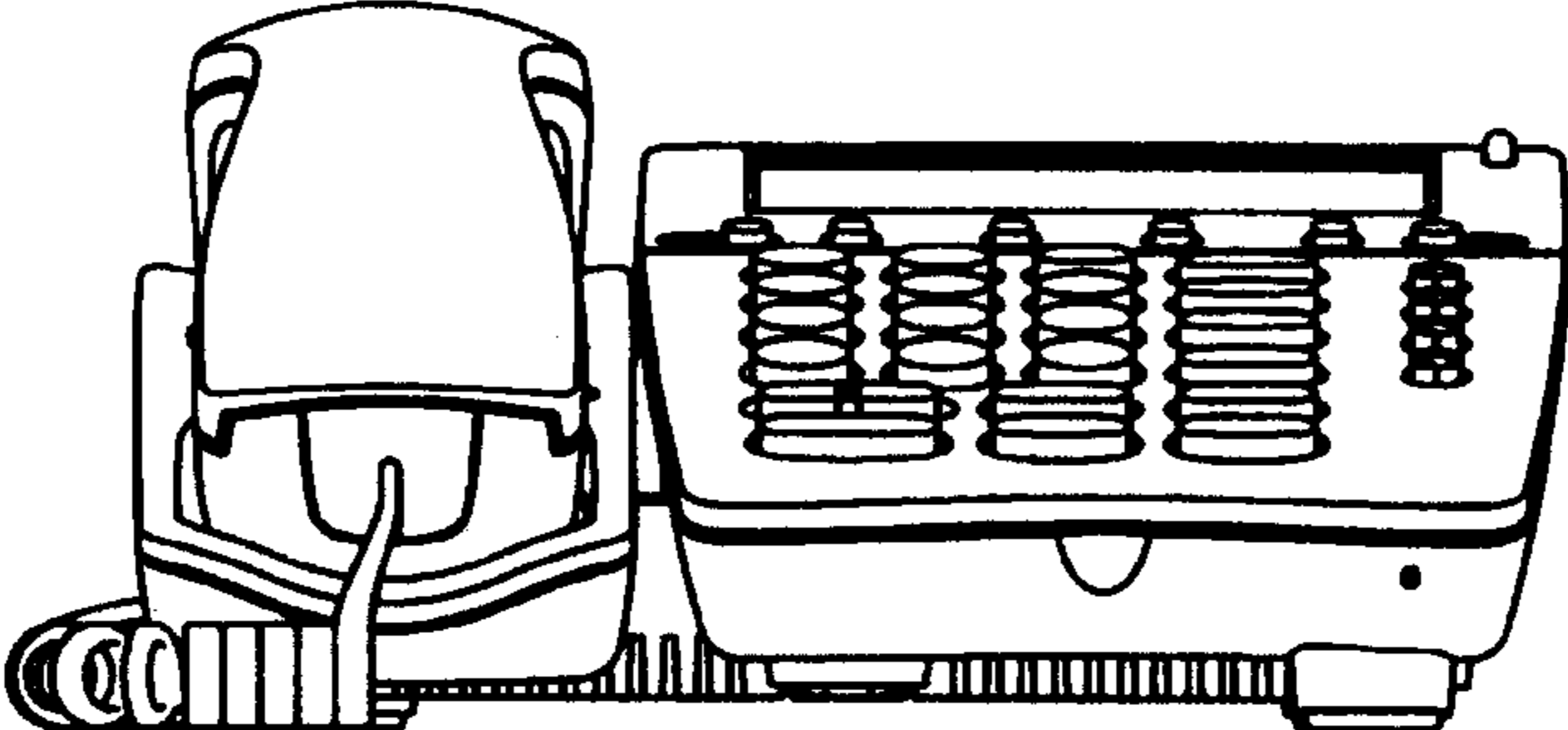


FIG. 8

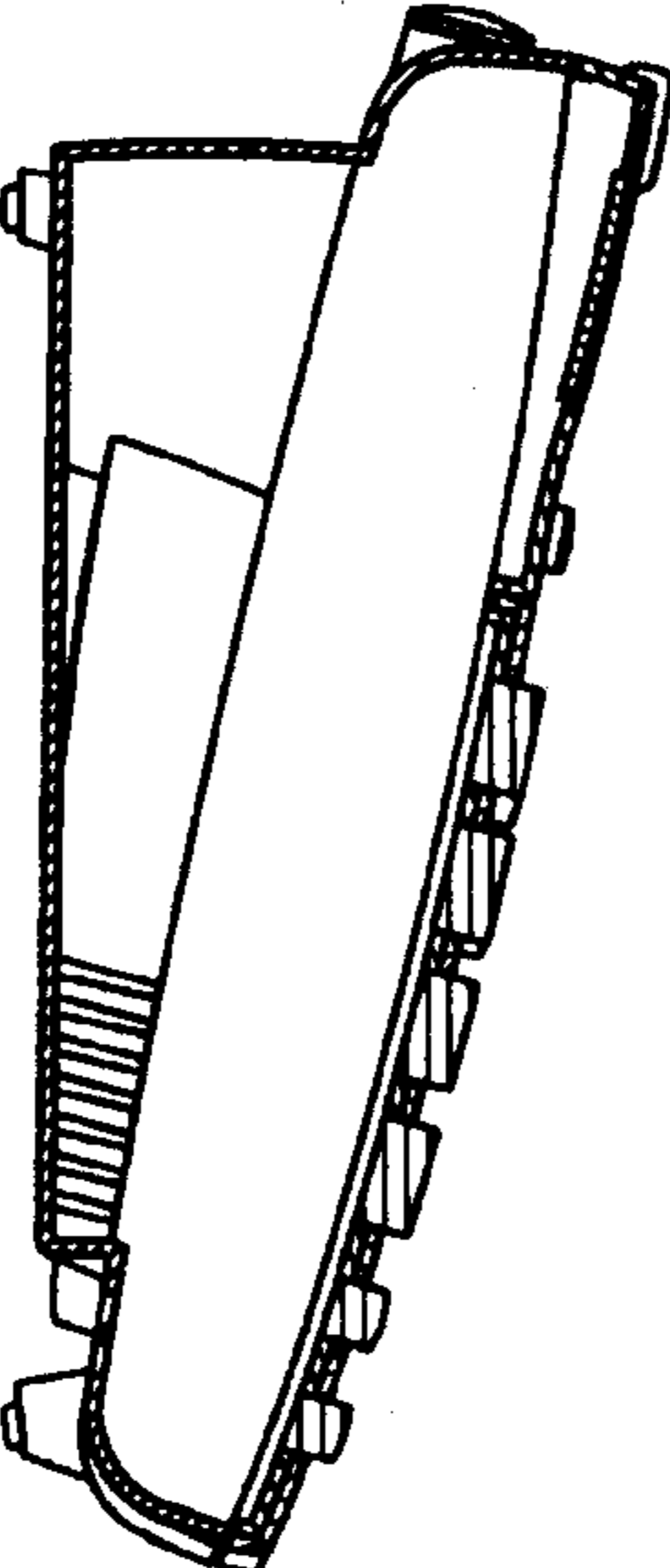




FIG. 9

