



US00D513397S

(12) **United States Design Patent**
Lovato et al.

(10) **Patent No.:** **US D513,397 S**
(45) **Date of Patent:** **** Jan. 3, 2006**

(54) **EXHAUST TIP**

(76) Inventors: **Richard Lovato**, 565 Sunflower La.,
Dyer, IN (US) 46311; **Scott Langer**,
67599 95th Ave., Dowagiac, MI (US)
49047

(**) Term: **14 Years**

(21) Appl. No.: **29/219,424**

(22) Filed: **Dec. 16, 2004**

(51) **LOC (8) Cl.** **12-16**

(52) **U.S. Cl.** **D12/194**

(58) **Field of Classification Search** D12/194,
D12/110, 400, 190, 162; D15/5; 60/313,
60/323; 181/211–212, 227–228, 239, 241,
181/262–264, 259–260, 243, 282, 247–249
See application file for complete search history.

(56) **References Cited**

U.S. PATENT DOCUMENTS

D191,509 S	*	10/1961	Feinberg	D12/194
D377,778 S	*	2/1997	Houser	D12/194
6,085,863 A	*	7/2000	Shuen	181/228
D450,638 S	*	11/2001	Calderon	D12/162
D468,673 S	*	1/2003	Horowitz	D12/194

D469,395 S	*	1/2003	Himsl et al.	D12/400
D485,222 S	*	1/2004	Kerr	D12/194
D489,664 S	*	5/2004	Barnes	D12/194
D490,037 S	*	5/2004	Barnes	D12/194
D490,038 S	*	5/2004	Macaluso	D12/194
D494,116 S	*	8/2004	Barnes	D12/194
D497,128 S	*	10/2004	Manjarrez	D12/194
D500,468 S	*	1/2005	Barnes	D12/194

* cited by examiner

Primary Examiner—Stacia Cadmus

(74) *Attorney, Agent, or Firm*—Ladas & Parry LLP

(57) **CLAIM**

The ornamental design for a exhaust tip, as shown and described.

DESCRIPTION

FIG. 1 is a left perspective view of the exhaust tip showing our new design;
FIG. 2 is front side of thereof, the rear side view being an inverted mirror image thereof;
FIG. 3 is a top side view thereof, the bottom side view being an inverted mirror image thereof;
FIG. 4 is a right side view thereof; and,
FIG. 5 is a left view thereof.

1 Claim, 4 Drawing Sheets




FIG. 1

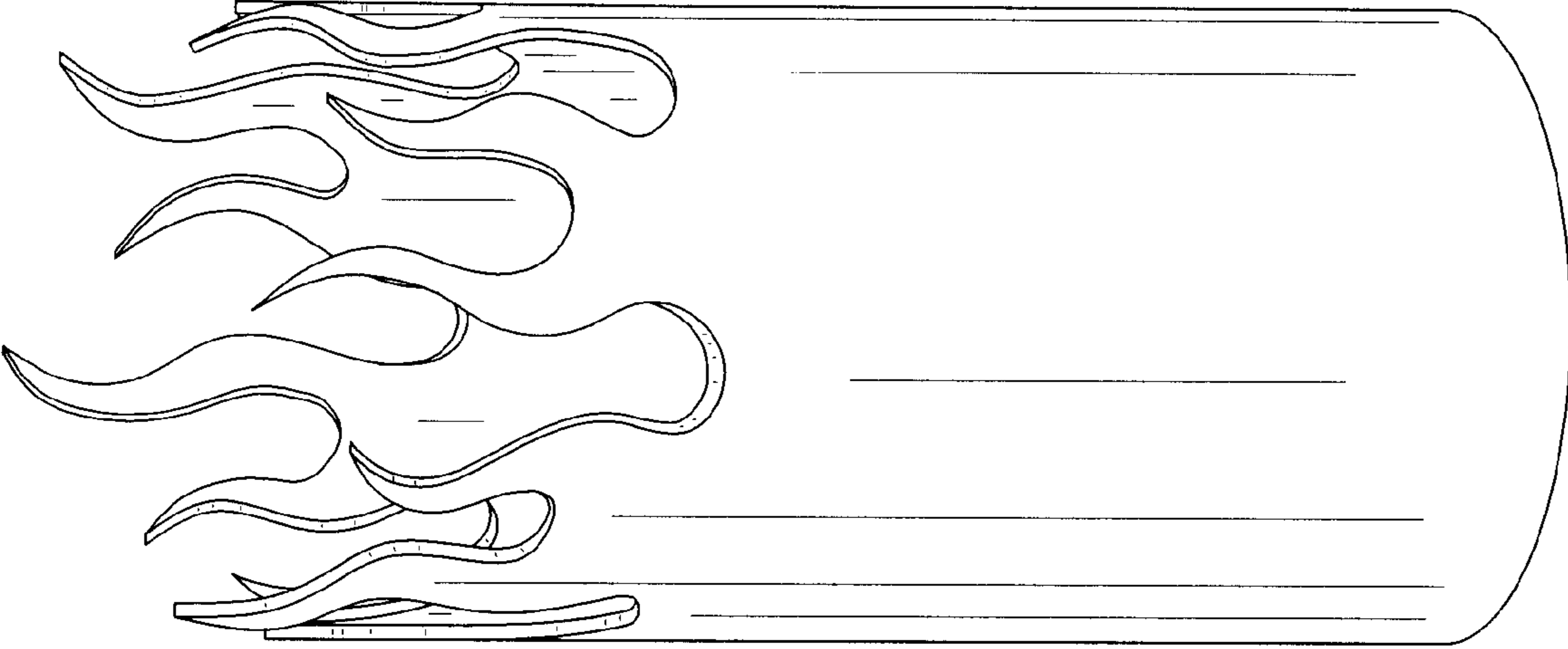


FIG. 2

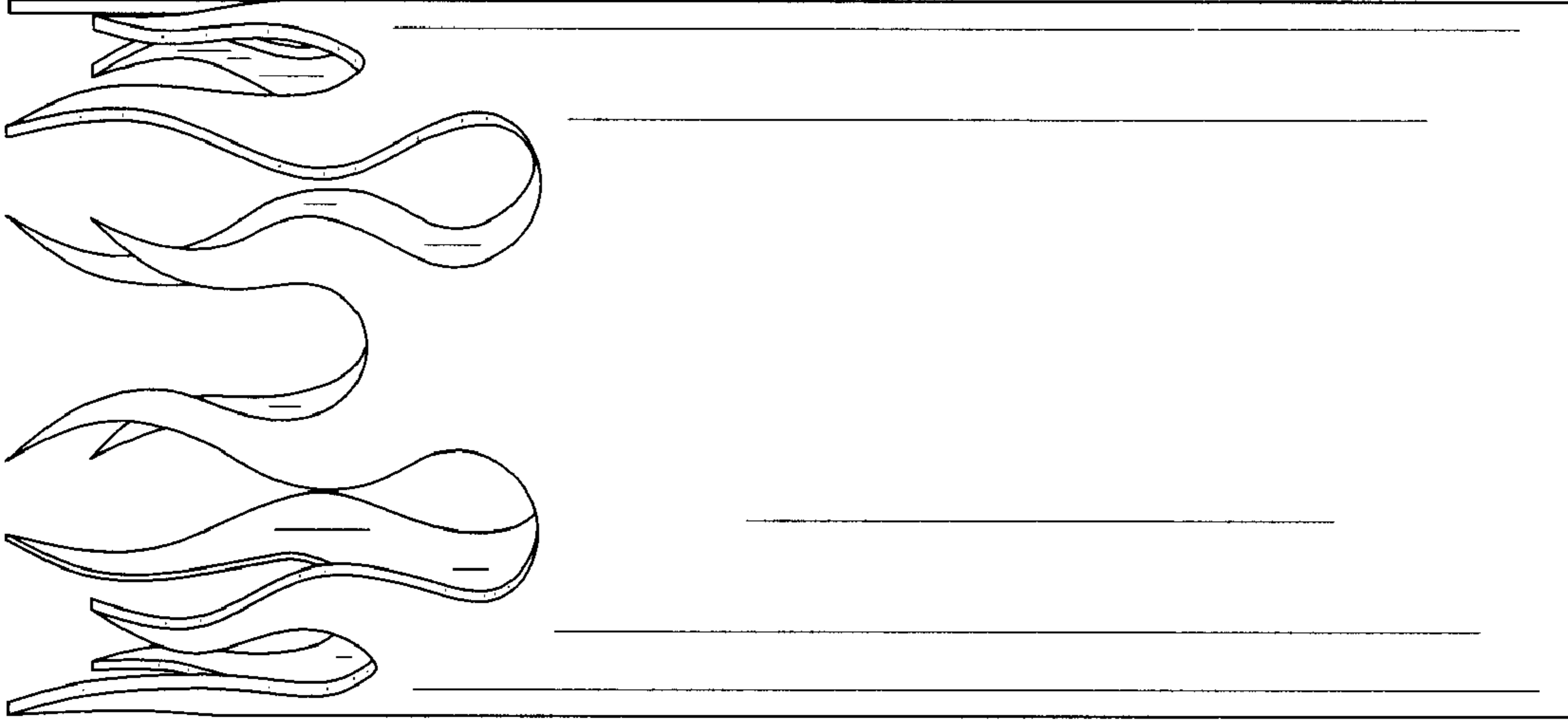


FIG. 3

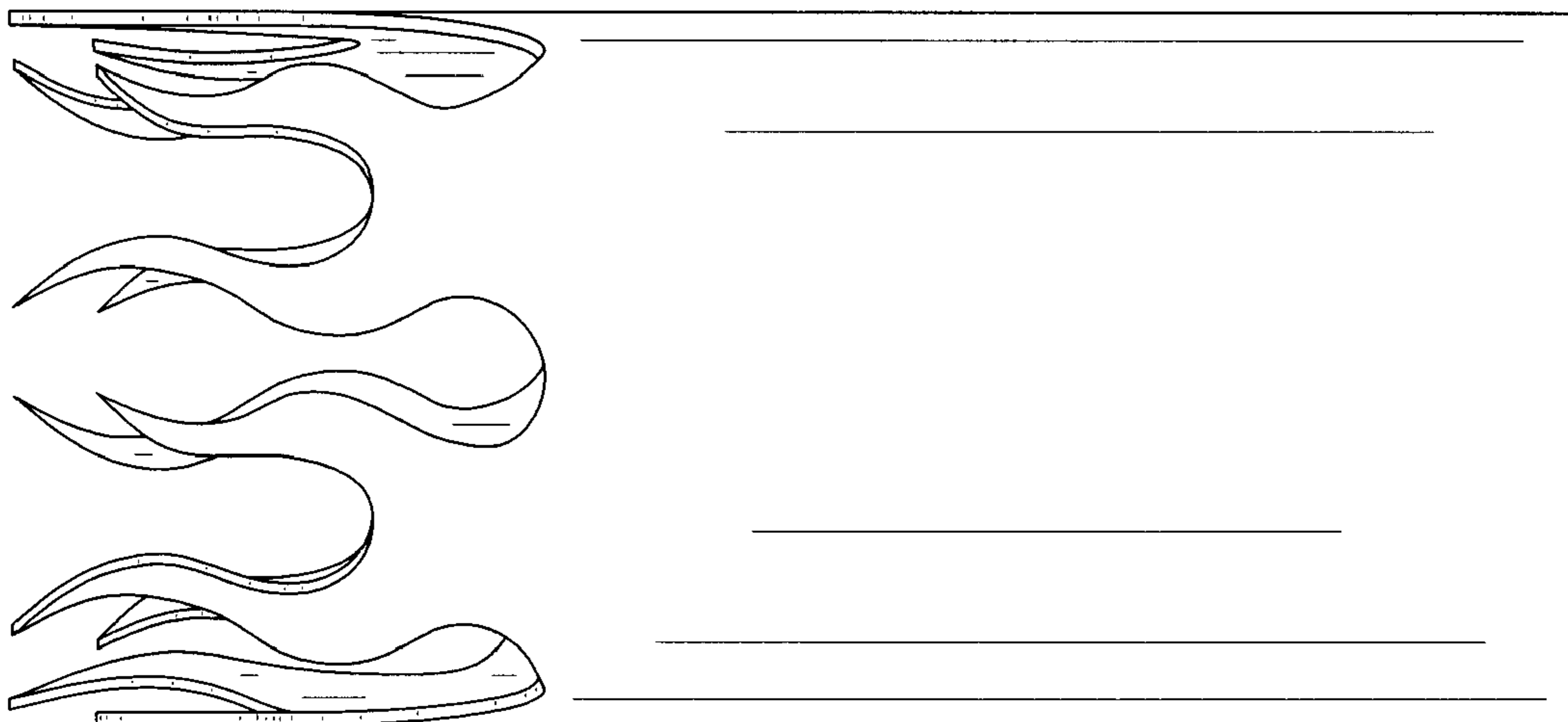


FIG. 4




FIG. 5

