



US00D513396S

(12) **United States Design Patent**
Lin

(10) **Patent No.:** **US D513,396 S**
(45) **Date of Patent:** **** Jan. 3, 2006**

(54) **ALL-TERRAIN VEHICLE**

D446,475 S * 8/2001 Luh D12/107
D452,835 S * 1/2002 Aoki et al. D12/107

(75) Inventor: **Ching-Hua Lin**, Ta-Li (TW)

* cited by examiner

(73) Assignee: **CPI Motor Co.**, Ta-Li (TW)

Primary Examiner—Alan P. Douglas

(**) Term: **14 Years**

Assistant Examiner—Linda Brooks

(21) Appl. No.: **29/210,089**

(74) *Attorney, Agent, or Firm*—Alan D. Kamrath; Nikolai & Mersereau, P.A.

(22) Filed: **Jul. 26, 2004**

(57) **CLAIM**

(51) **LOC (8) Cl.** **12-11**

The ornamental design for an all-terrain vehicle, as shown.

(52) **U.S. Cl.** **D12/107**

DESCRIPTION

(58) **Field of Classification Search** D12/107,
D12/87, 104; 180/229, 233, 311, 312, 225,
180/315

FIG. 1 is a perspective view of an all-terrain vehicle, showing my new design;
FIG. 2 is a front view thereof;
FIG. 3 is a rear view thereof;
FIG. 4 is a left view thereof;
FIG. 5 is a right view thereof;
FIG. 6 is top view thereof; and,
FIG. 7 is a bottom view thereof.



See application file for complete search history.

(56) **References Cited**

U.S. PATENT DOCUMENTS

D297,132 S * 8/1988 Ryuzoji et al. D12/107
D327,457 S * 6/1992 Saito D12/107
D412,464 S * 8/1999 Ichihara et al. D12/107

1 Claim, 4 Drawing Sheets






FIG.1




FIG. 2

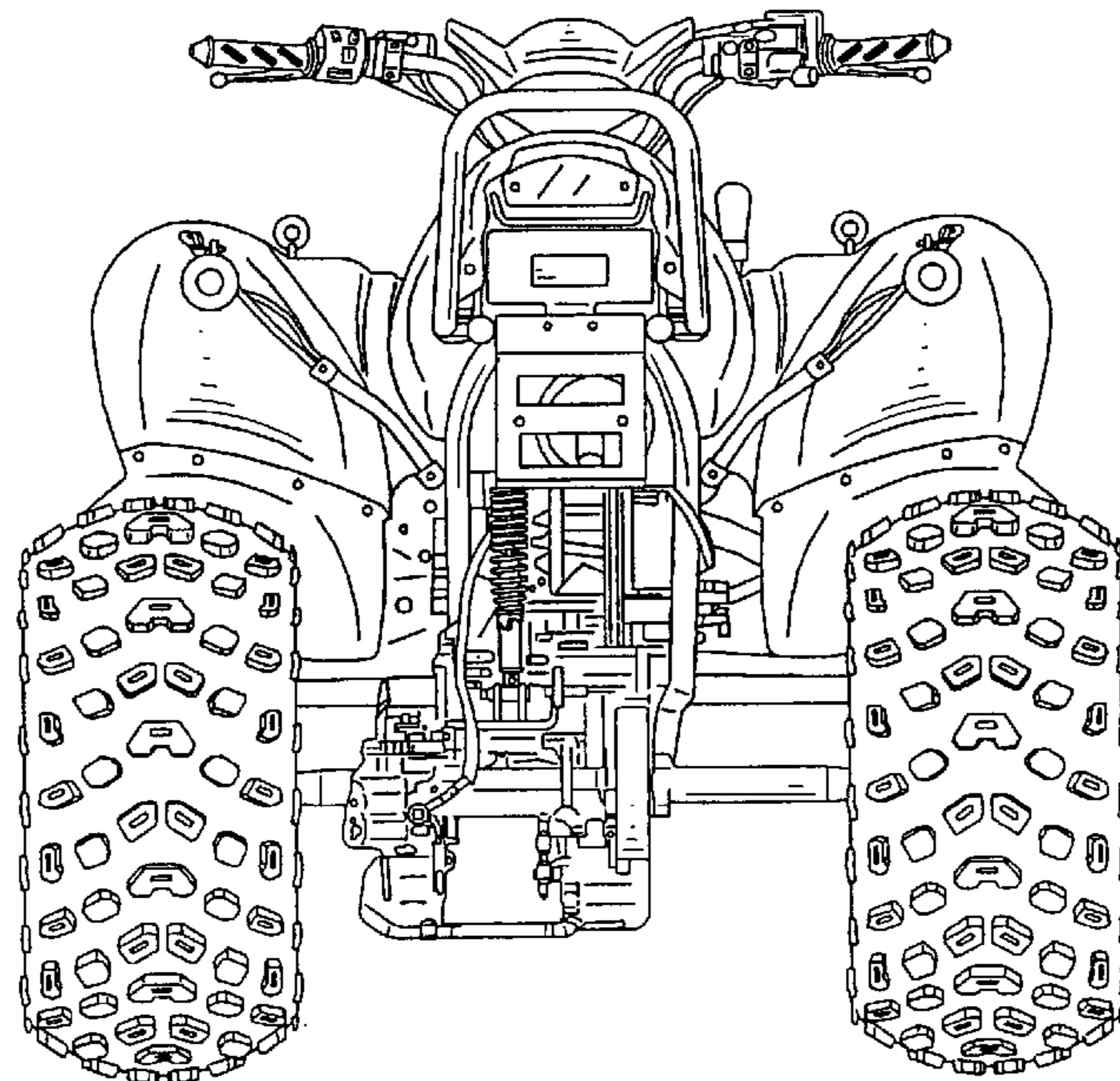


FIG. 3




FIG.4




FIG.5

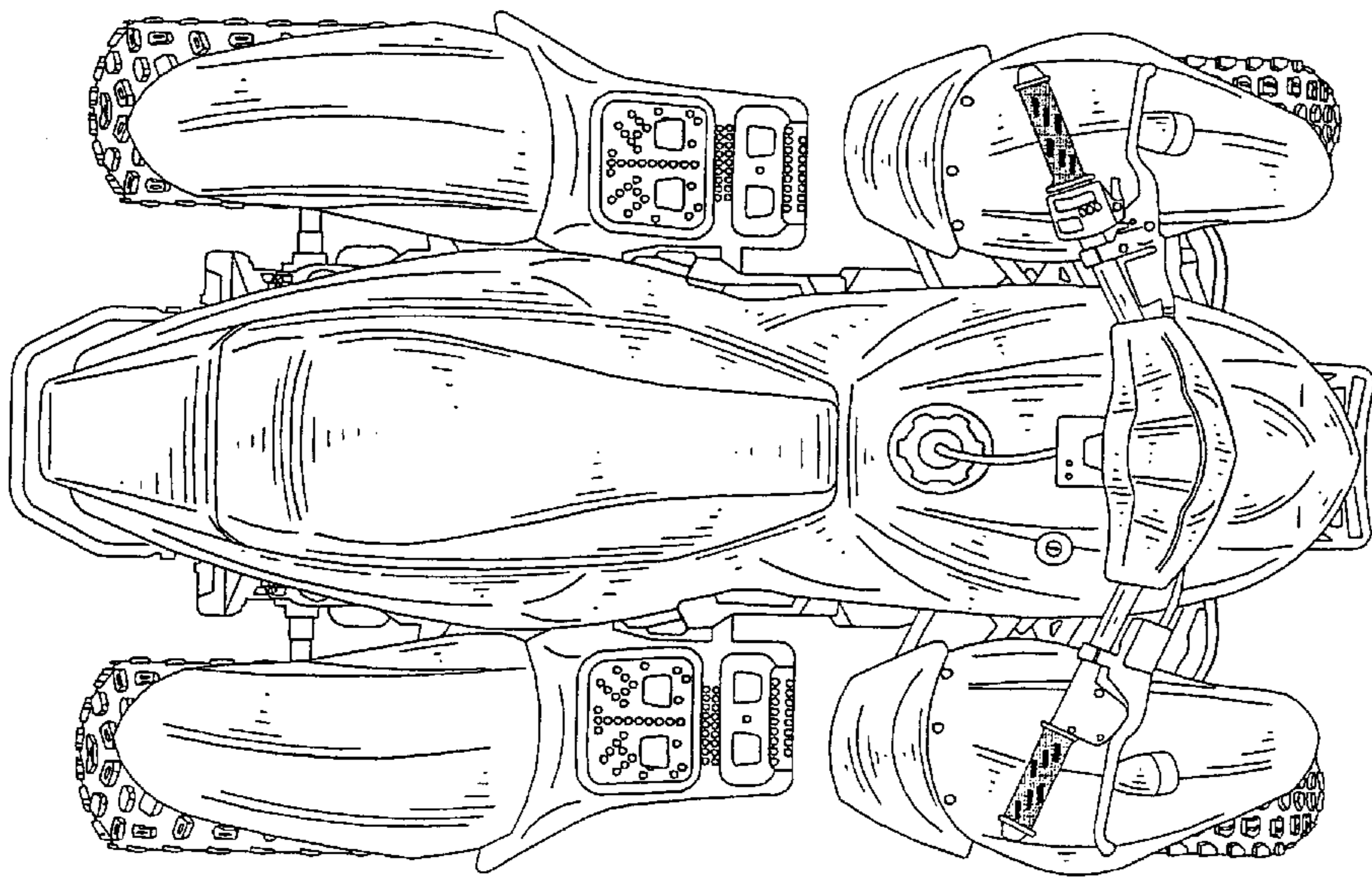


FIG. 6

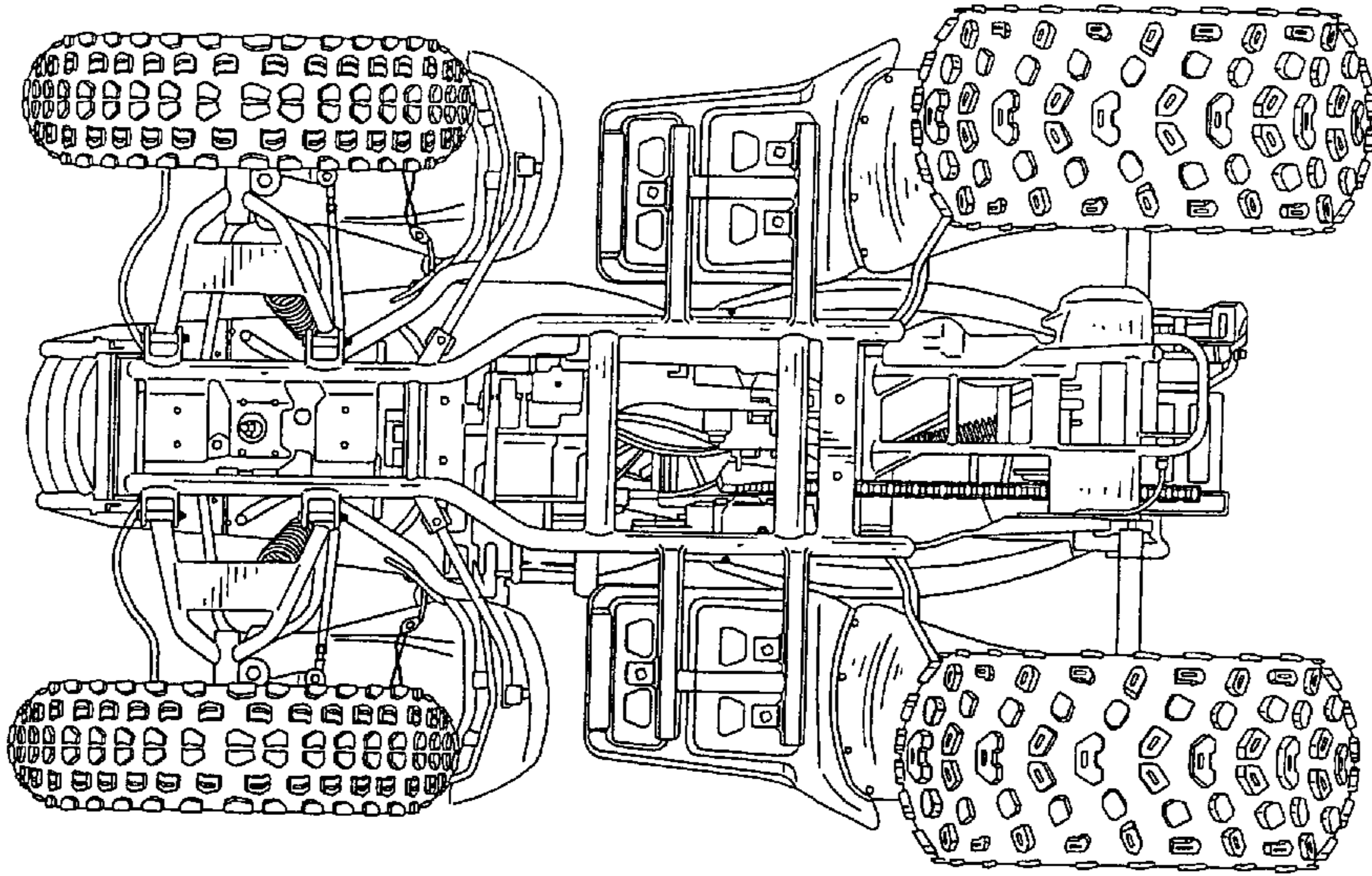


FIG. 7