



US00D513391S

(12) **United States Design Patent**
Kim

(10) **Patent No.:** **US D513,391 S**

(45) **Date of Patent:** **** Jan. 3, 2006**

- (54) **HAND-GRIP FOR A LEVEL**
- (75) **Inventor:** **Charles D. Kim**, Raleigh, NC (US)
- (73) **Assignee:** **Empire Level Mfg. Corp.**,
Mukwonago, WI (US)
- (**) **Term:** **14 Years**

4,914,823 A	*	4/1990	Harris	33/378
4,979,310 A	*	12/1990	Wright	33/379
4,996,777 A	*	3/1991	Grosz	33/379
5,001,838 A	*	3/1991	Huxley et al.	33/388
5,105,549 A	*	4/1992	Johnson	33/379
5,134,780 A	*	8/1992	Butler et al.	33/366.11
6,637,120 B2	*	10/2003	Pustay	33/374

* cited by examiner

- (21) **Appl. No.:** **29/225,117**
- (22) **Filed:** **Mar. 11, 2005**

Primary Examiner—Antoine D. Davis
(74) *Attorney, Agent, or Firm*—Jansson, Shupe, Munger & Antaramian, Ltd.

Related U.S. Application Data

- (63) Continuation of application No. 29/203,681, filed on Apr. 16, 2004, now Pat. No. Des. 503,636.
- (51) **LOC (8) Cl.** **10-04**
- (52) **U.S. Cl.** **D10/69**
- (58) **Field of Classification Search** D10/69,
D10/74; 33/366.11–366.27, 365, 367–391
See application file for complete search history.

(57) **CLAIM**

The ornamental design for a hand-grip for a level, as shown and described.

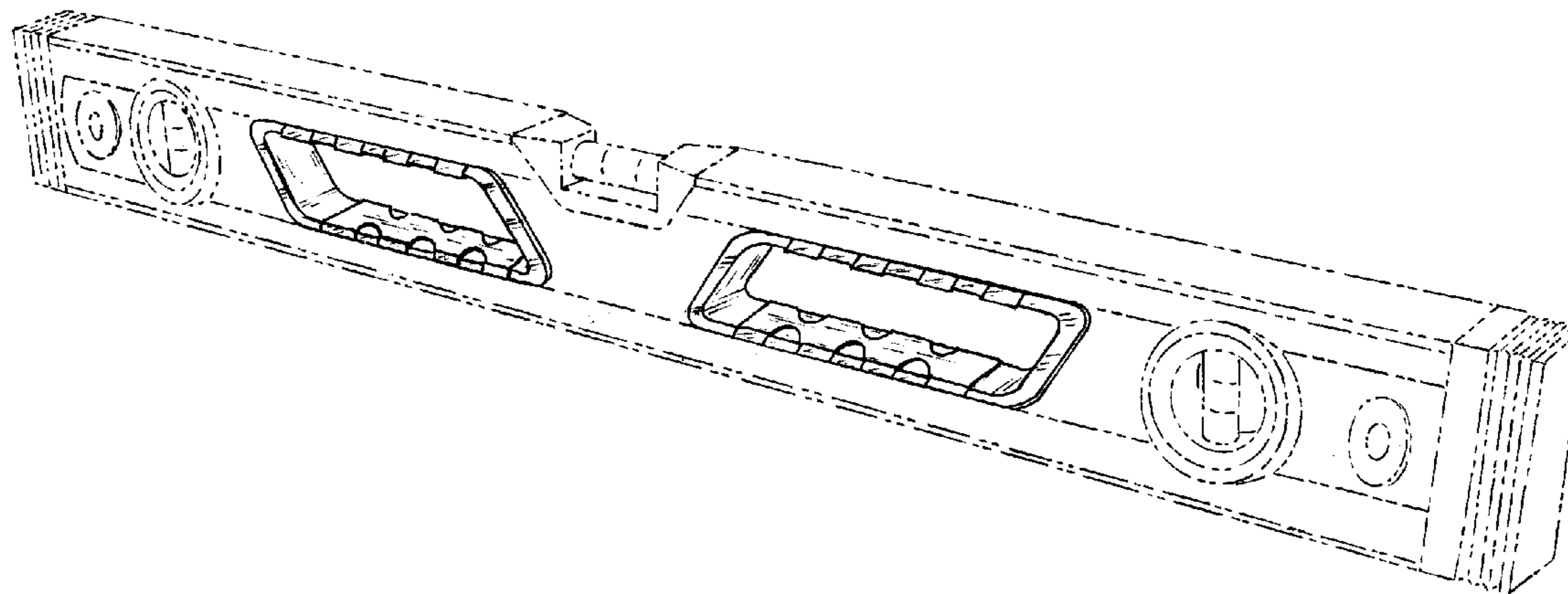
DESCRIPTION

FIG. 1 is a perspective view.
FIG. 2 is a top view.
FIG. 3 is a front view, the rear view being identical.
FIG. 4 is a bottom view; and,
FIG. 5 is a right side view, the left side view being identical.
The broken lines are provided for illustrative purposes only and form no part of the claimed design.

(56) **References Cited**
U.S. PATENT DOCUMENTS

3,533,167 A * 10/1970 Thompson et al. 33/351

1 Claim, 2 Drawing Sheets



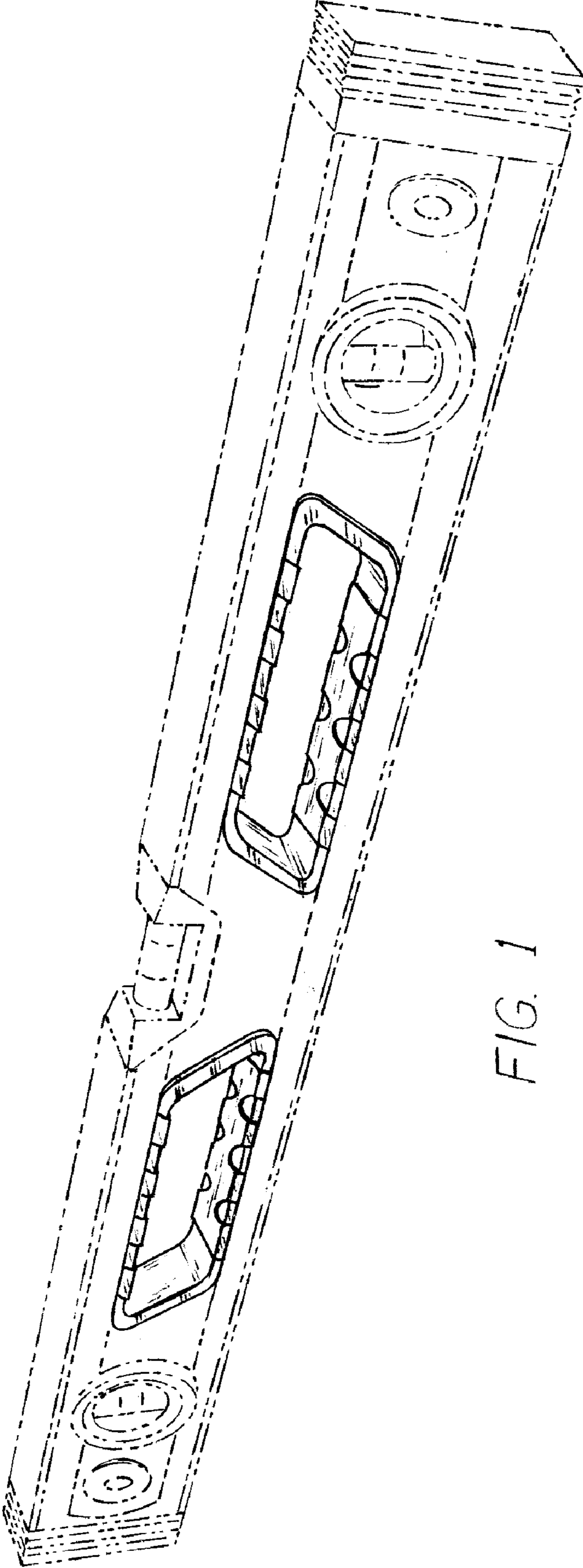


FIG. 1

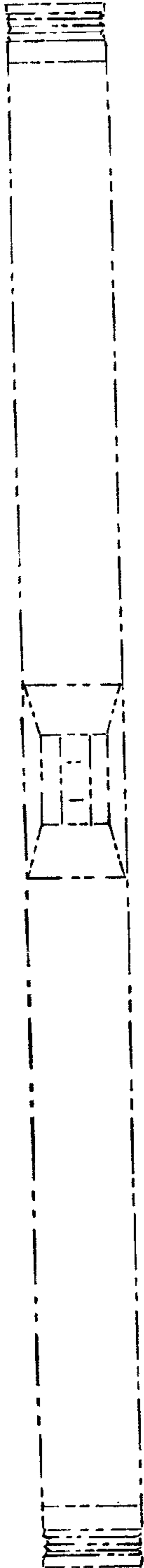


FIG. 2

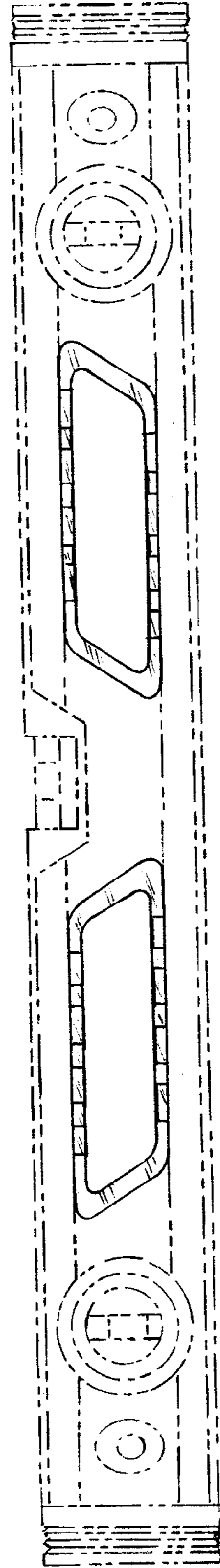


FIG. 3




FIG. 4



FIG. 5