



US00D513389S

(12) **United States Design Patent**
Vigieron

(10) **Patent No.:** **US D513,389 S**
(45) **Date of Patent:** **** Jan. 3, 2006**

(54) **WRIST WATCH**
(75) **Inventor:** **Laurent Vigieron, Paris (FR)**
(73) **Assignee:** **Lancel Sogedi, Paris (FR)**
(**) **Term:** **14 Years**

D324,828 S * 3/1992 Wunderman D10/32
5,181,192 A * 1/1993 Paratte et al. 368/282
D338,171 S * 8/1993 Bichi D11/12
D340,650 S * 10/1993 Iwamura D10/32
D345,926 S * 4/1994 Houlihan D10/32
D390,129 S * 2/1998 Brzezinski D10/32
D401,864 S * 12/1998 Navera D10/32

* cited by examiner

(21) **Appl. No.:** **29/217,365**
(22) **Filed:** **Nov. 17, 2004**

Primary Examiner—Lucy Lieberman
(74) *Attorney, Agent, or Firm*—Young & Thompson

(30) **Foreign Application Priority Data**

May 17, 2004 (EM) 000178348-0004

(57) **CLAIM**

The ornamental design for a wrist watch, as shown and described.

(51) **LOC (8) Cl.** **10-02**
(52) **U.S. Cl.** **D10/32; D10/39**
(58) **Field of Classification Search** D10/30–39,
D10/122–132; D11/13; 368/281, 282, 82–84,
368/28–30, 239–242, 276, 277, 278, 285,
368/223, 228, 294–295; 63/1.13, 3, 4, 38;
224/164, 168

DESCRIPTION

FIG. 1 is a top perspective view of a wrist watch showing my new design;
FIG. 2 is a top plan view thereof;
FIG. 3 is a side elevational view thereof from the left of FIG. 2;
FIG. 4 is a side elevational view thereof from the right of FIG. 2;
FIG. 5 is a rear elevational view thereof; and,
FIG. 6 is an enlarged top plan view of the watchcase shown alone for ease of illustration.


See application file for complete search history.

(56) **References Cited**

U.S. PATENT DOCUMENTS

D152,363 S * 1/1949 Philippe D11/13
D268,485 S * 4/1983 Claude D10/38
4,862,435 A * 8/1989 Reichel et al. 368/282
D310,331 S * 9/1990 Ratajski D10/32

1 Claim, 6 Drawing Sheets






FIG. 1

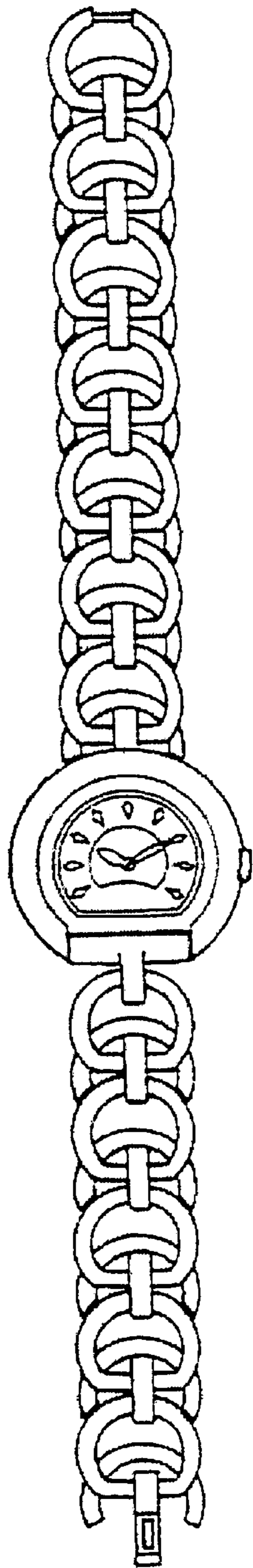


FIG. 2



FIG. 3



FIG. 4

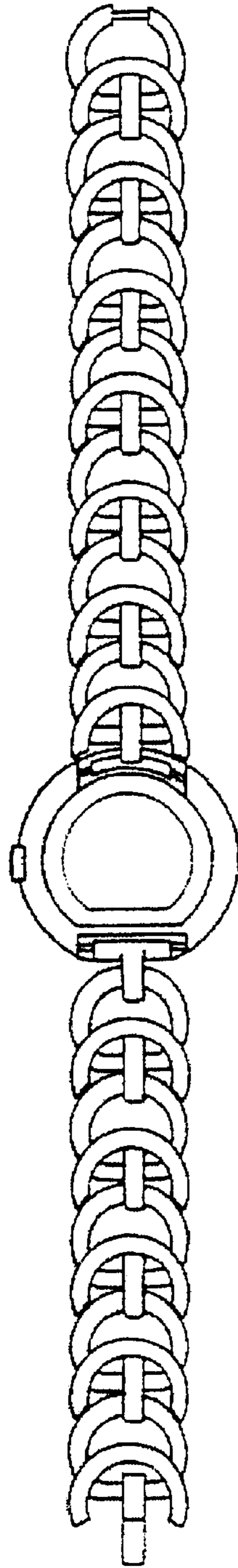


FIG. 5




FIG. 6