



US00D513379S

(12) **United States Design Patent**  
**Elwell et al.**

(10) **Patent No.:** **US D513,379 S**  
(45) **Date of Patent:** **\*\* Jan. 3, 2006**

(54) **EIGHT BALL DOOR HANDLE COVER DESIGN**

D367,600 S \* 3/1996 Caugh et al. .... D8/305  
D429,683 S \* 8/2000 Ball et al. .... D12/400

(75) Inventors: **James P. Elwell**, Johnston, IA (US);  
**Phillip D. Kolbo**, Ames, IA (US)

\* cited by examiner

(73) Assignee: **Putco, Inc.**, Story City, IA (US)

*Primary Examiner*—Stella Reid  
*Assistant Examiner*—Jean E. McCormick  
(74) *Attorney, Agent, or Firm*—McKee, Voorhees & Sease,  
P.L.C.

(\*\*) Term: **14 Years**

(21) Appl. No.: **29/221,121**

(57) **CLAIM**

(22) Filed: **Jan. 11, 2005**

We claim the ornamental design for an eight ball door handle cover design, substantially as shown.

(51) **LOC (8) Cl.** ..... **08-06**

(52) **U.S. Cl.** ..... **D8/322; D8/305**

(58) **Field of Classification Search** ..... D8/300,  
D8/305, 307, 312, 314–319, 338, 499; D11/79,  
D11/81, 108, 109, 180–181, 172; D15/89;  
16/DIG. 18–19, 436, DIG. 40; D12/114,  
D12/178; D99/43, 99, 27

**DESCRIPTION**

See application file for complete search history.

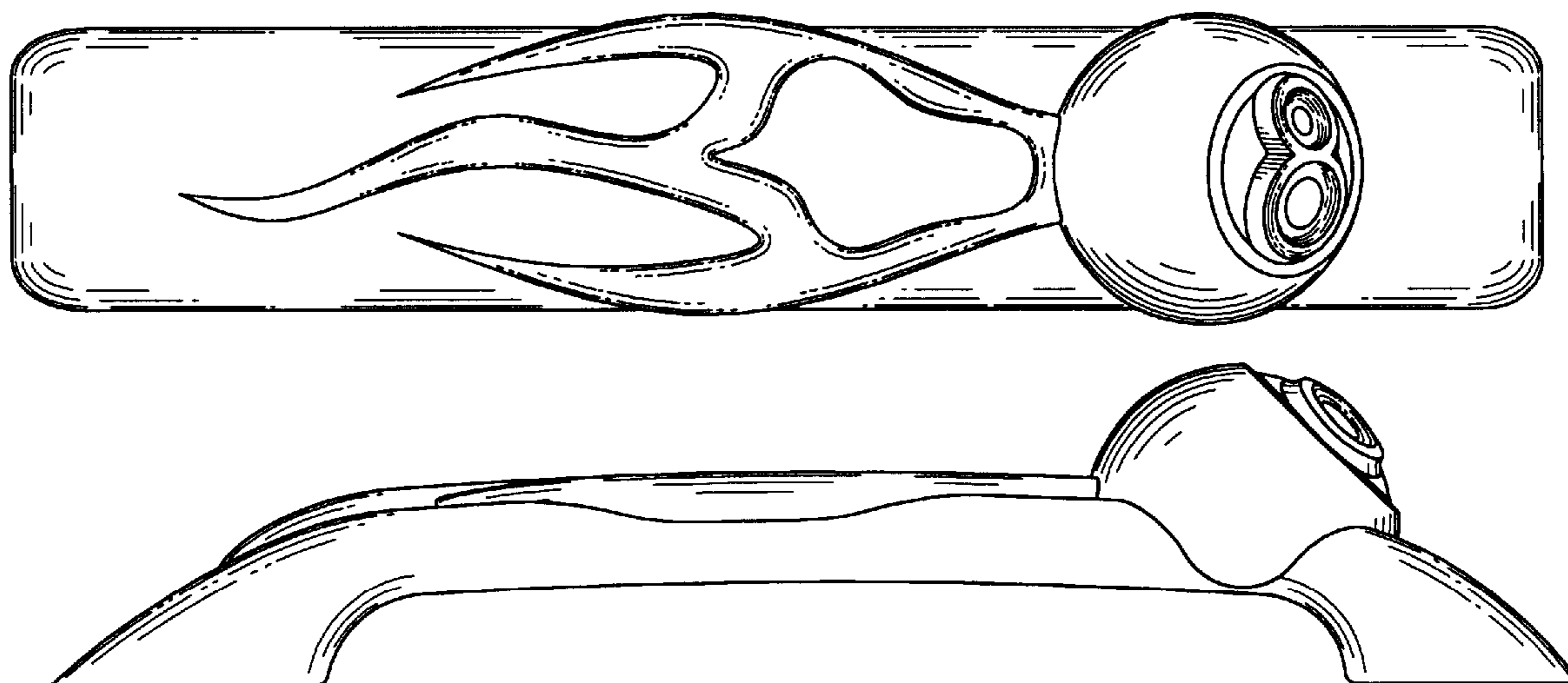
FIG. 1 is a top plan view of the eight ball door handle cover, showing our new design;  
FIG. 2 is a side view thereof;  
FIG. 3 is the opposite side view thereof;  
FIG. 4 is an end view thereof;  
FIG. 5 is the opposite end view thereof; and,  
FIG. 6 is a bottom plan view thereof.


(56) **References Cited**

**U.S. PATENT DOCUMENTS**

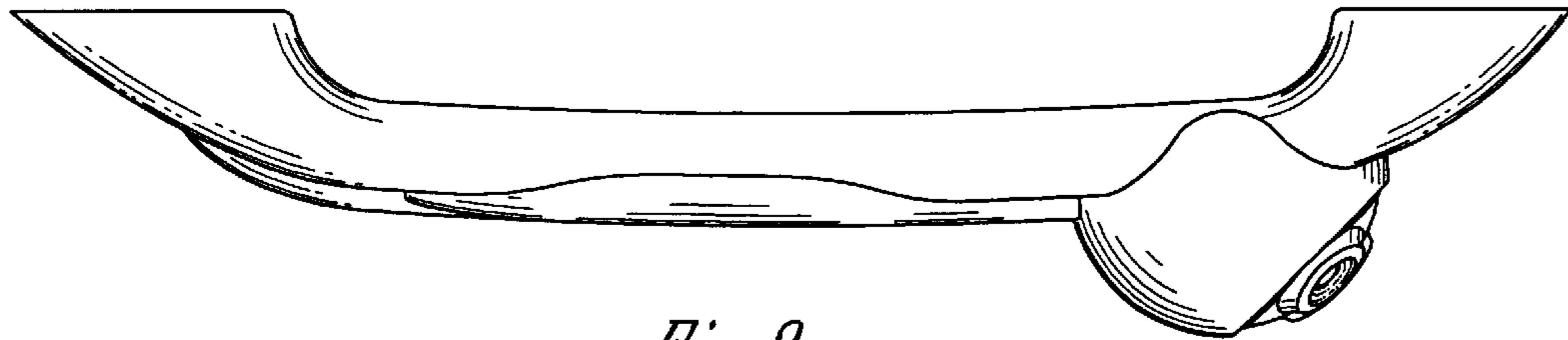
D253,336 S \* 11/1979 DeWindt ..... D8/404

**1 Claim, 1 Drawing Sheet**







*Fig. 1*




*Fig. 2*




*Fig. 3*



*Fig. 4*



*Fig. 5*



*Fig. 6*