



US00D513367S

(12) **United States Design Patent**
Frelander

(10) **Patent No.:** **US D513,367 S**

(45) **Date of Patent:** **** Jan. 3, 2006**

(54) **PADS FOR CLOTHES HANGER CLIP**

(75) **Inventor:** **Robert C. Frelander**, Portland, OR
(US)

(73) **Assignee:** **Richards Homewares, Inc.**, Portland,
OR (US)

(**) **Term:** **14 Years**

(21) **Appl. No.:** **29/210,288**

(22) **Filed:** **Jul. 28, 2004**

(51) **LOC (8) Cl.** **06-08**

(52) **U.S. Cl.** **D6/328**

(58) **Field of Classification Search** D6/315,
D6/323, 325, 326, 328; 223/85, 90, 91, 93,
223/96; D32/61-65; D8/395; 211/13.1, 85.3,
211/113-120; 24/455-510; D19/65
See application file for complete search history.

(56) **References Cited**

U.S. PATENT DOCUMENTS

892,149	A	*	6/1908	Gould	223/90
1,437,655	A	*	12/1922	Hatch	223/85
2,496,531	A	*	2/1950	Gray	223/96
4,284,219	A	*	8/1981	Standel, Jr.	211/113
D298,703	S	*	11/1988	Arnold	D6/328
D302,567	S	*	8/1989	Olson	D19/65
D303,590	S	*	9/1989	Pelosi	D6/328

D323,588	S	*	2/1992	Pelosi	D6/328
D450,463	S	*	11/2001	Wong et al.	D6/328
D464,813	S	*	10/2002	Lin	D6/326
6,474,517	B1	*	11/2002	Sutton	223/96
D467,400	S	*	12/2002	Barre et al.	D32/61
D499,257	S	*	12/2004	Schultz et al.	D6/326

* cited by examiner

Primary Examiner—Stella Reid

Assistant Examiner—Shanda C. Hill

(74) *Attorney, Agent, or Firm*—Chernoff, Vilhauer,
McClung & Stenzel, LLP

(57) **CLAIM**

The ornamental design for pads for clothes hanger clip, as shown and described.

DESCRIPTION

FIG. 1 is a perspective view of pads for clothes hanger clip showing my new design;

FIG. 2 is a left end elevational view thereof, the right end elevational view being identical thereto;

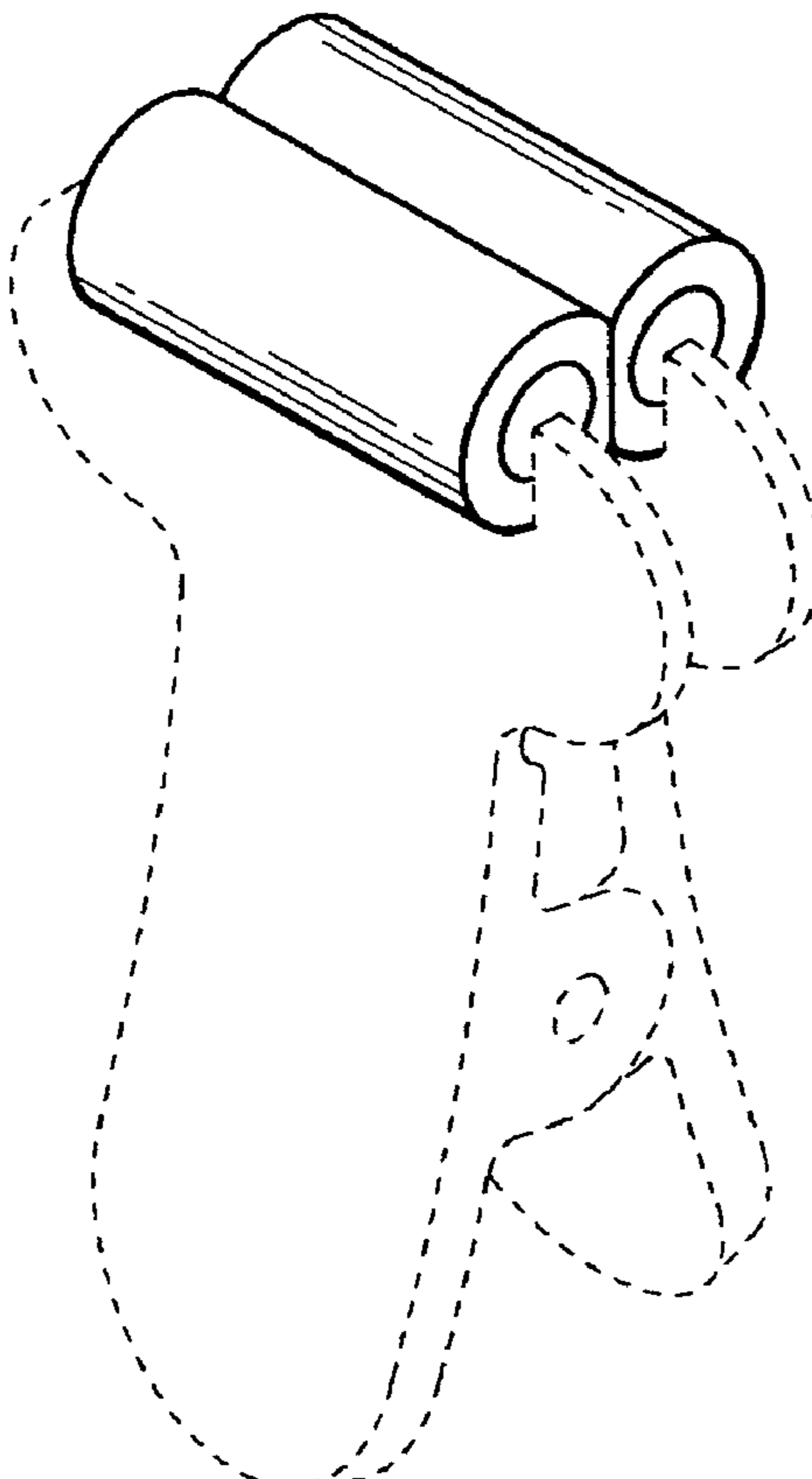
FIG. 3 is a front side elevational view thereof, the rear side elevational view being identical thereto;

FIG. 4 is a bottom plan view thereof; and,

FIG. 5 is a top plan view thereof.

The broken line portions of the disclosure are for illustrative purposes only and form no part of the claimed design.

1 Claim, 1 Drawing Sheet



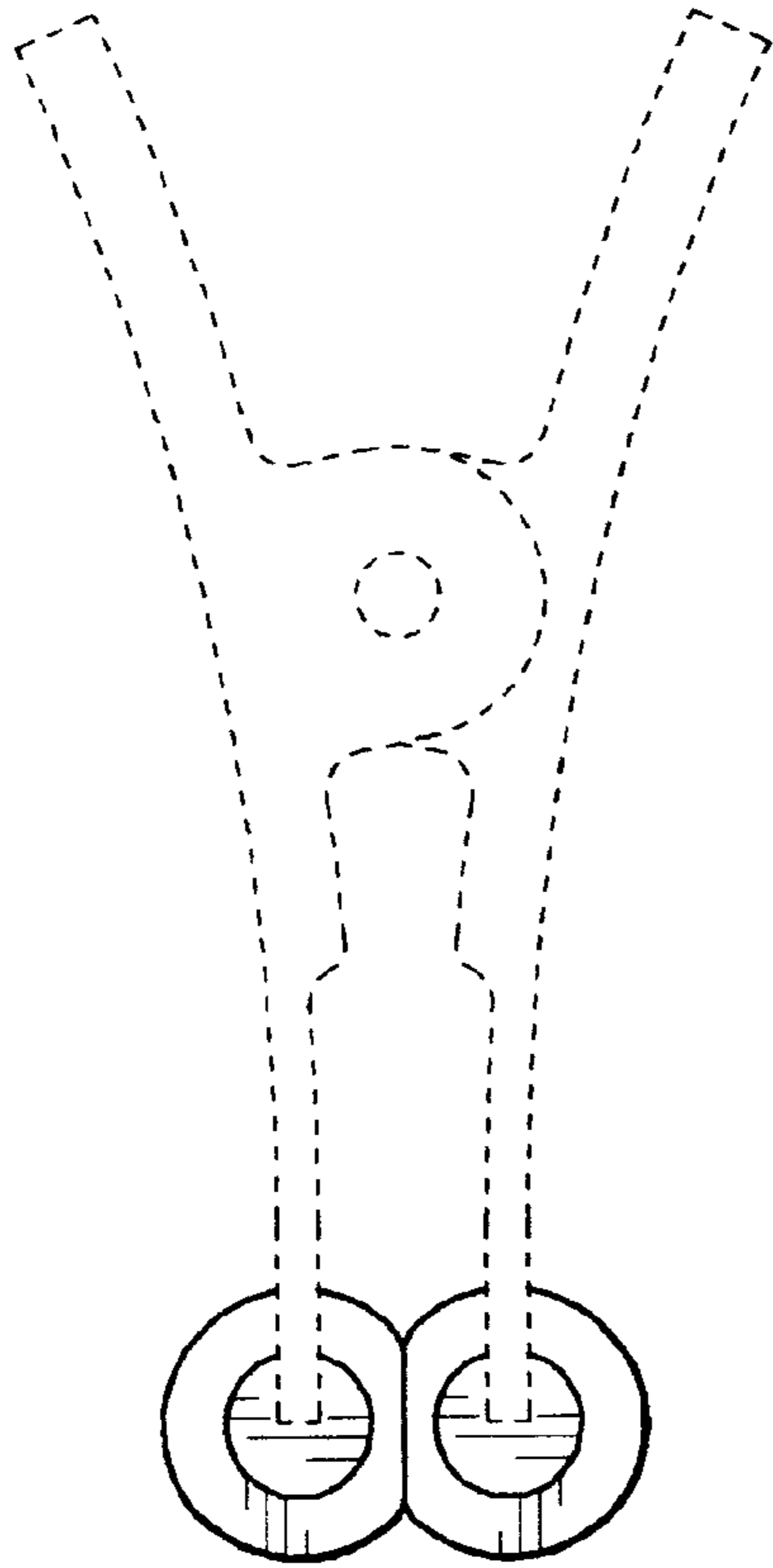


FIG. 2

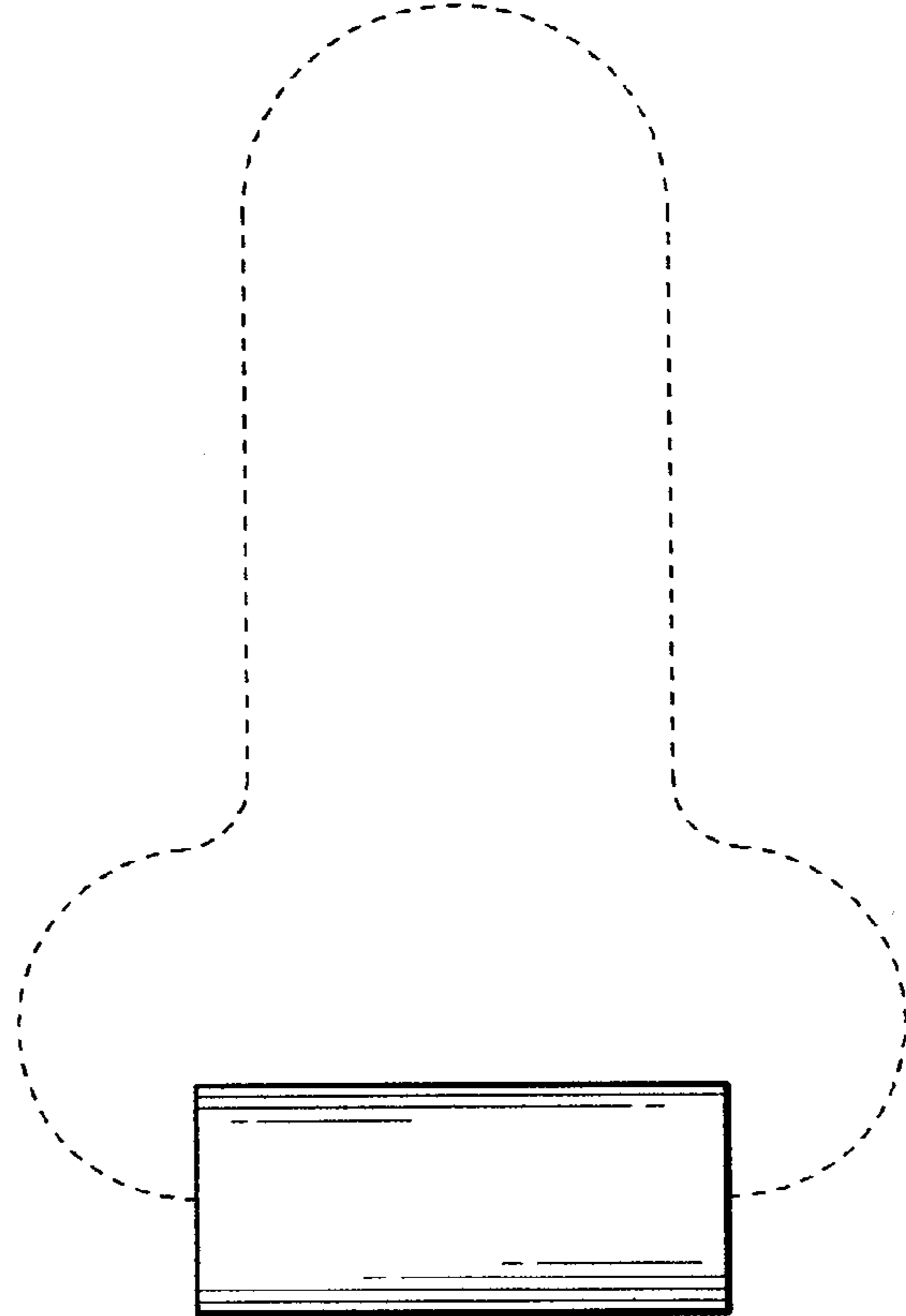


FIG. 3

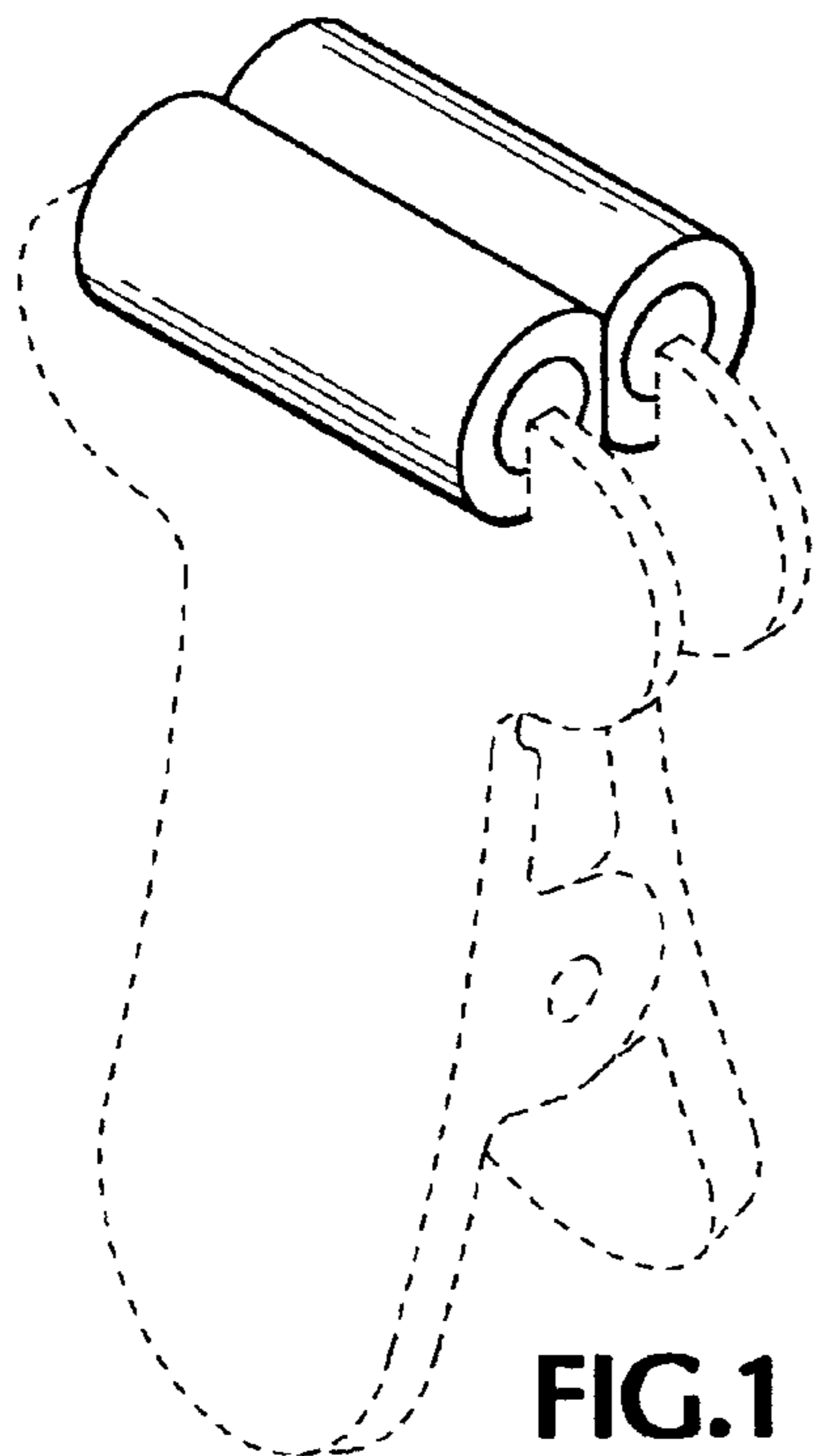


FIG. 1

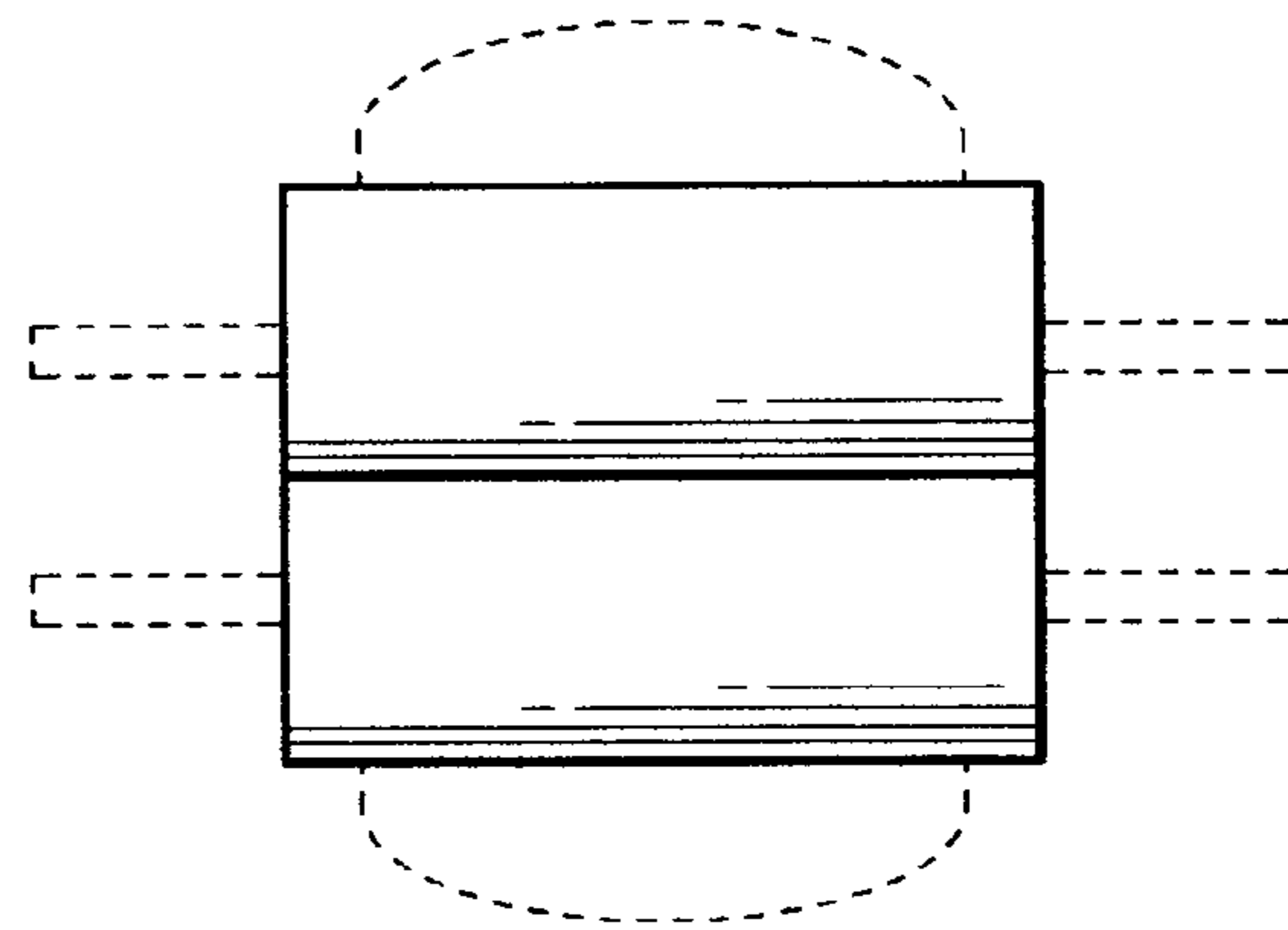


FIG. 4




FIG. 5