



US00D513362S

(12) **United States Design Patent** (10) **Patent No.:** **US D513,362 S**
Kuerbis (45) **Date of Patent:** **** Jan. 3, 2006**

- (54) **PORTION OF A SHOE UPPER**
 (75) Inventor: **Tate E. Kuerbis**, Portland, OR (US)
 (73) Assignee: **Nike, Inc.**, Beaverton, OR (US)
 (**) Term: **14 Years**
 (21) Appl. No.: **29/221,993**
 (22) Filed: **Jan. 26, 2005**
 (51) **LOC (8) Cl.** **02-99**
 (52) **U.S. Cl.** **D2/972**
 (58) **Field of Classification Search** D2/902,
 D2/907, 908, 943, 944, 969, 972-974; 36/45,
 36/50.1, 77 M, 77 R, 83, 88, 113, 114, 126-131,
 36/136
 See application file for complete search history.

(56) **References Cited**

U.S. PATENT DOCUMENTS

4,547,982 A	*	10/1985	Gamm	36/114
D283,750 S	*	5/1986	Gamm	D2/944
4,612,714 A	*	9/1986	Gamm	36/136
4,638,579 A	*	1/1987	Gamm	36/136
D291,384 S		8/1987	Campbell et al.		
4,697,363 A	*	10/1987	Gamm	36/136
D319,529 S		9/1991	Hatfield		
D409,364 S		5/1999	Wilson		
D420,211 S		2/2000	Edwards		
D447,858 S		9/2001	Matis et al.		
D448,149 S		9/2001	Matis et al.		
D473,369 S		4/2003	Link		
D476,146 S		6/2003	Hlavacs		
D490,221 S	*	5/2004	Edauw	D2/908
D496,528 S		9/2004	Mueller		
D500,200 S	*	12/2004	Cooper	D2/972

OTHER PUBLICATIONS

- Nike Footwear Catalog Spring 1997, p. 91, published Jun. 1996.
 Nike Footwear Catalog Holiday 1997, p. 179, published Mar. 1997.

- Nike Footwear Catalog Fall 1998, p. 210, published Dec. 1997.
 Nike Footwear Catalog Fall 1999, pp. W68 & W122, published Nov. 1998.
 Nike Footwear Catalog Fall 2001, pp. W26, published Nov. 2000.
 Nike Footwear Catalog Late Spring 2002, p. WS8, published Sep. 2001.
 Nike Footwear Catalog Fall 2002, p. W22, published Nov. 2001.
 Nike Footwear Catalog Jordan Holiday 2002, p. 11, published Mar. 2002.
 Nike Footwear Catalog Spring 2003, p. W59, published Jun. 2002.

* cited by examiner

Primary Examiner—Dominic Simone

(74) *Attorney, Agent, or Firm*—Banner & Witcoff, Ltd.

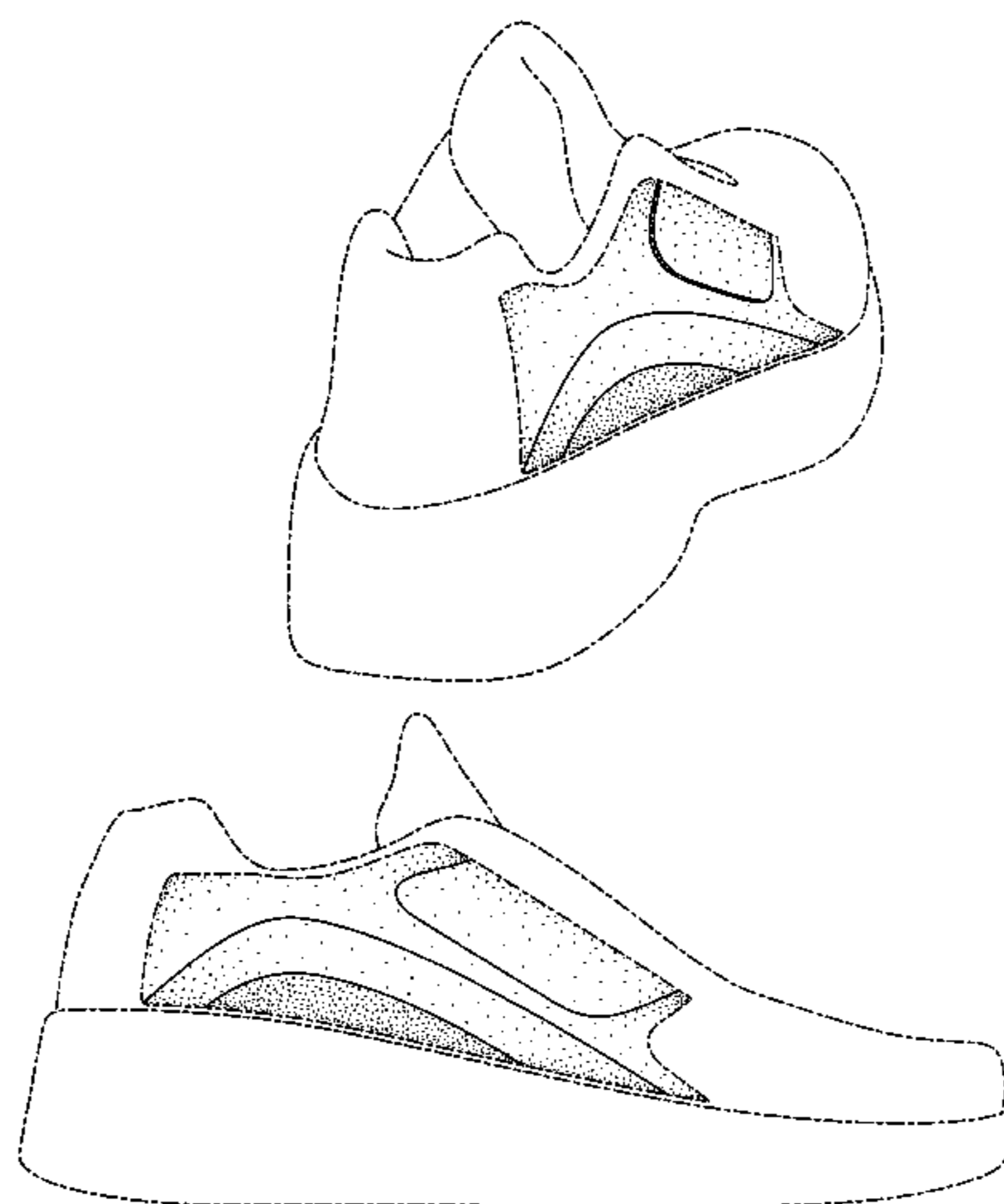
(57) **CLAIM**

The ornamental design for a portion of a shoe upper, as shown and described.

DESCRIPTION

FIG. 1 is a front perspective view of a portion of a shoe upper showing my new design.
 FIG. 2 is a rear perspective view thereof.
 FIG. 3 is a side view thereof.
 FIG. 4 is another front perspective view thereof.
 FIG. 5 is another rear perspective view thereof; and,
 FIG. 6 is a top perspective view thereof.
 The uneven broken line immediately adjacent to the shaded region represents an unclaimed boundary of the design and the uneven broken lines showing the remainder of the shoe are for illustrative purposes only and form no part of the claimed design.

1 Claim, 5 Drawing Sheets



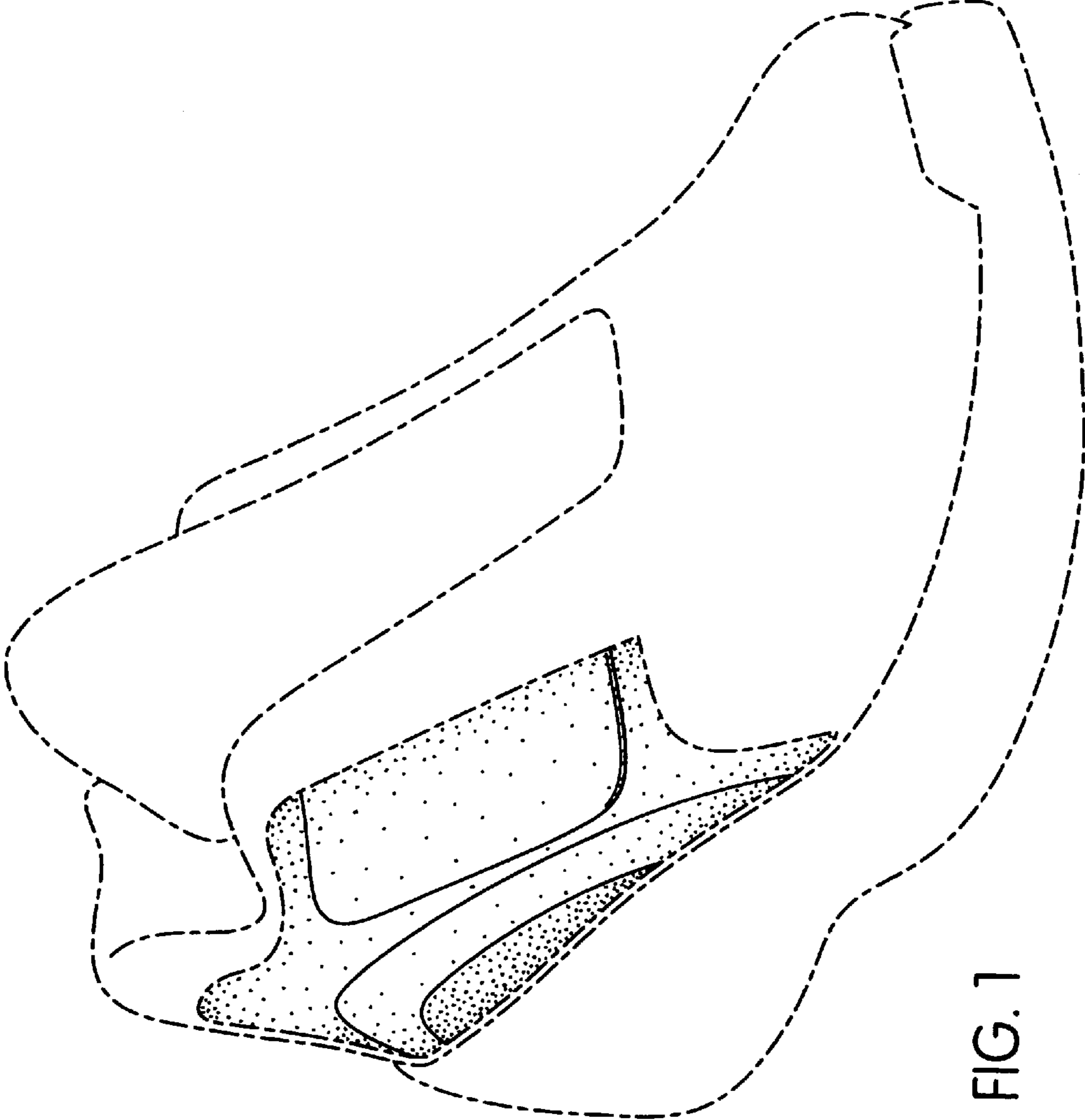


FIG. 1

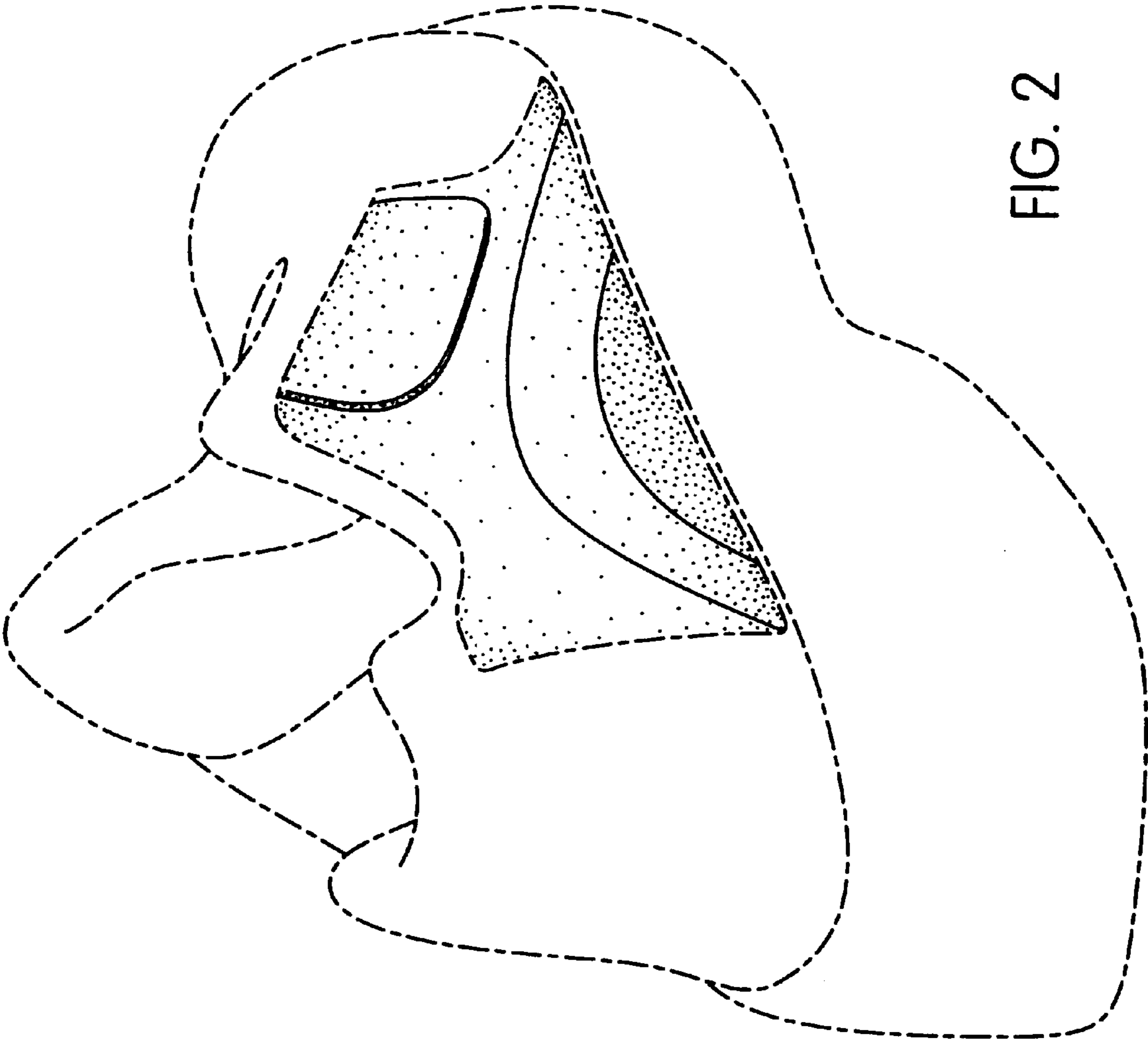


FIG. 2

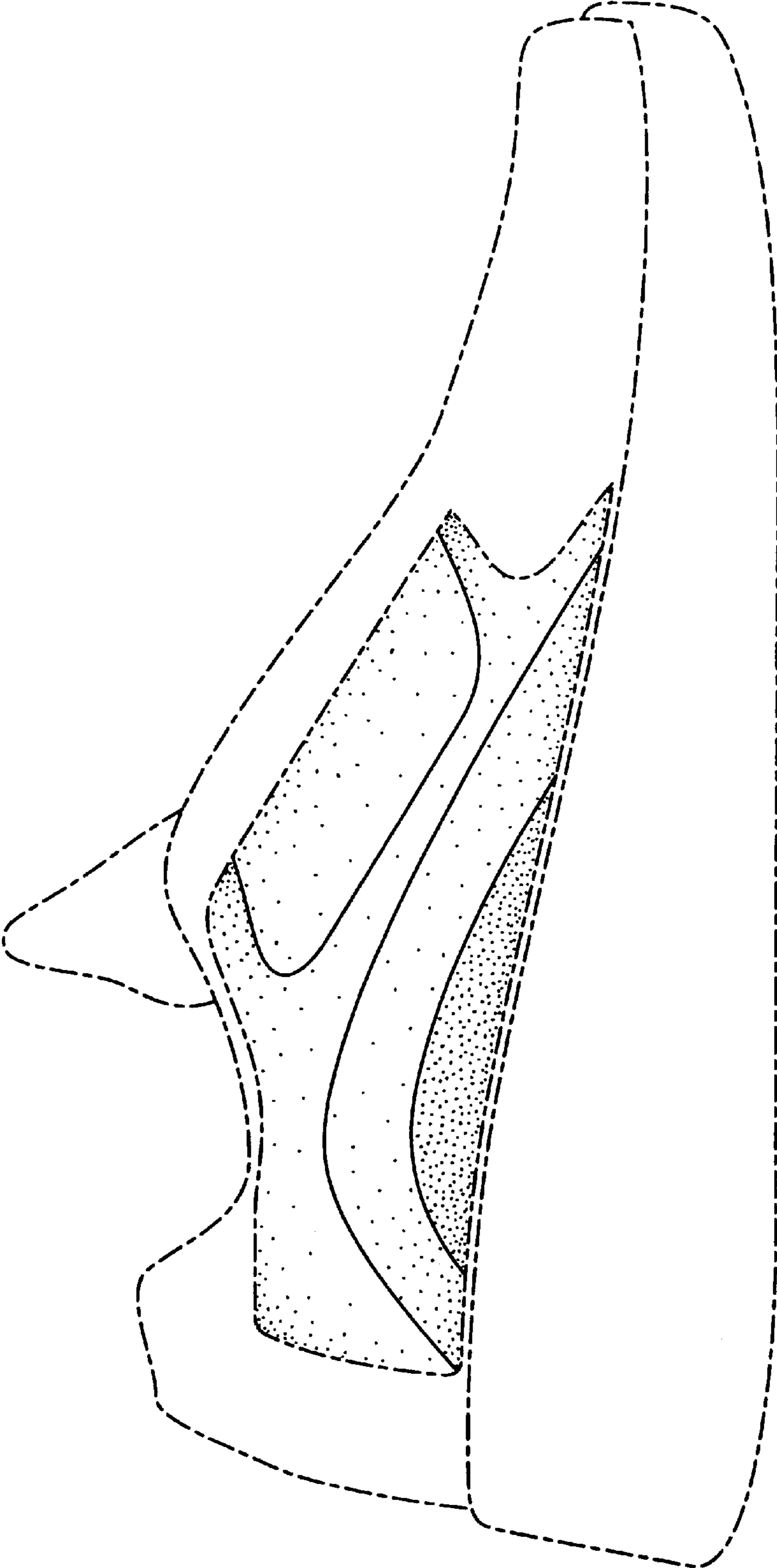


FIG. 3

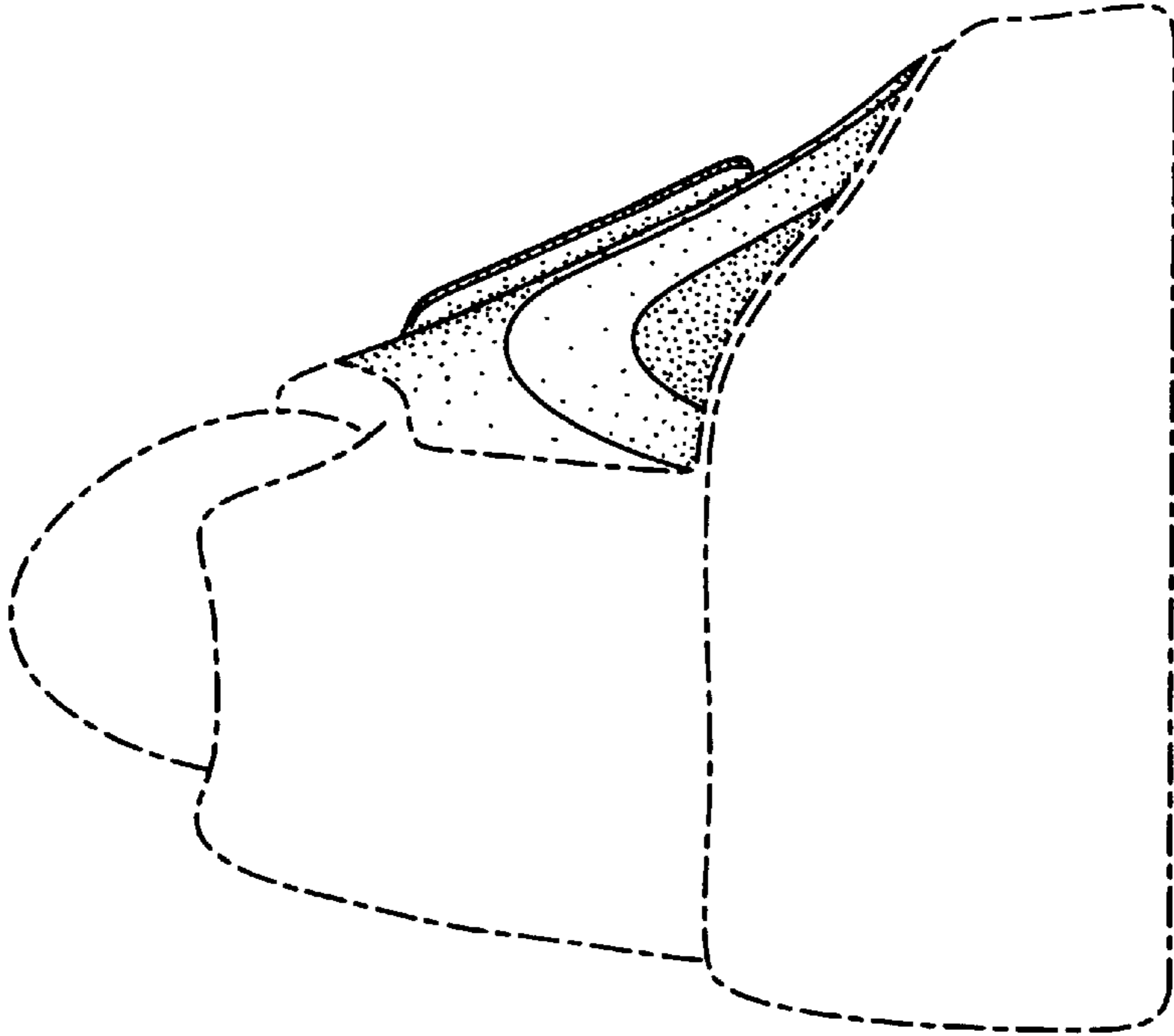


FIG. 5

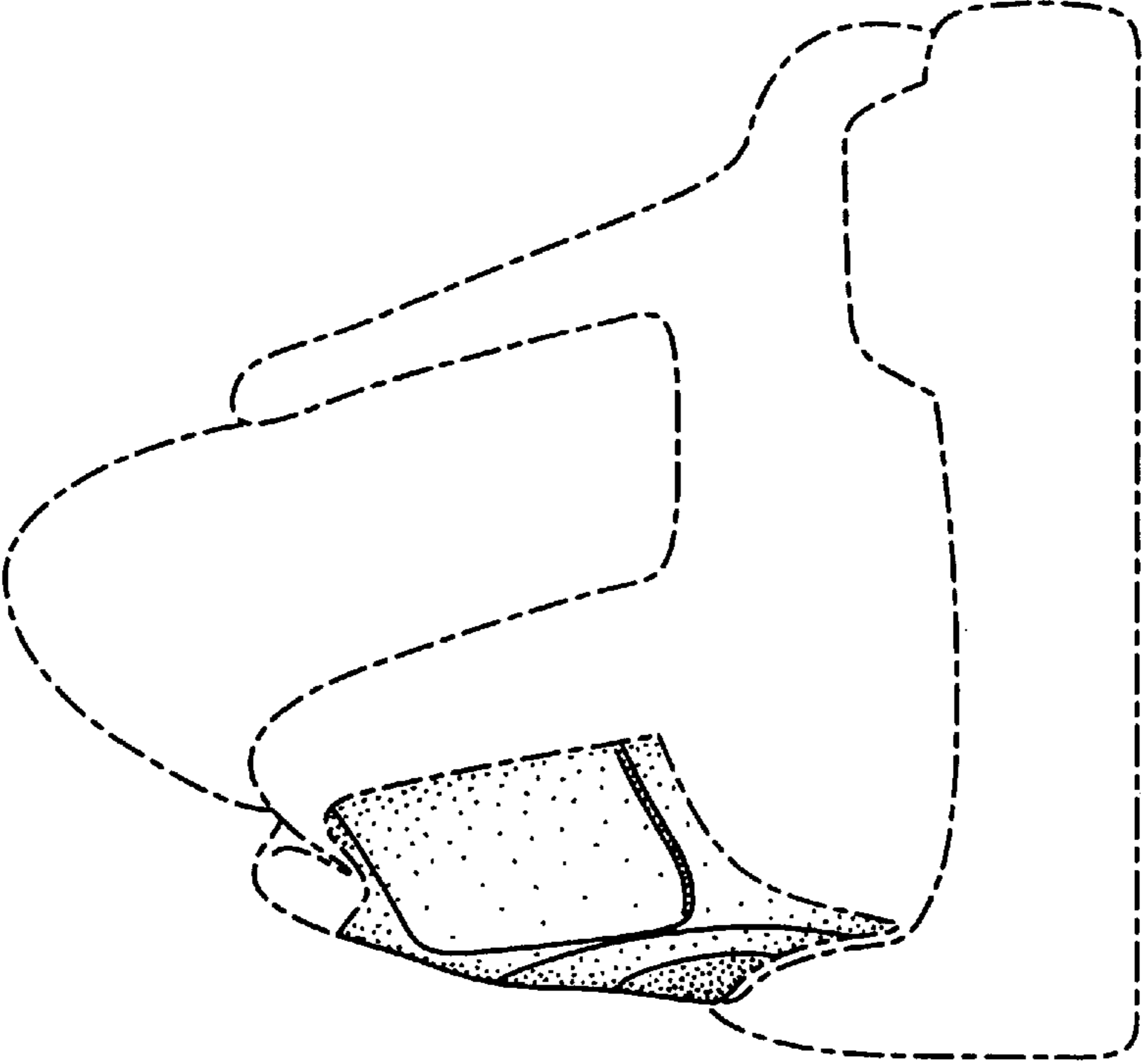


FIG. 4

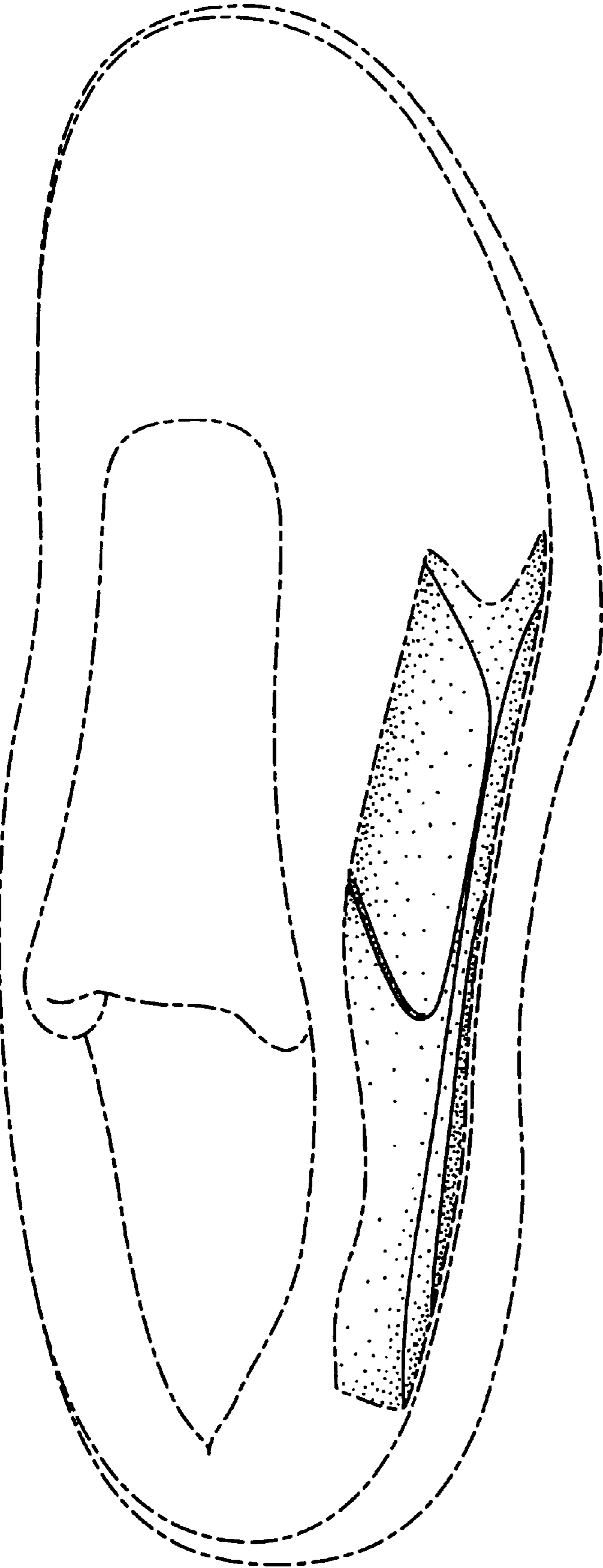


FIG. 6