



US00D513358S

(12) **United States Design Patent**
Amado et al.

(10) **Patent No.:** **US D513,358 S**

(45) **Date of Patent:** **** Jan. 3, 2006**

(54) **SHOE SOCK**

(75) Inventors: **Daniel P. Amado**, Bridgewater, NJ
(US); **Luca Bizzo**, New York, NY (US)

(73) Assignee: **Aerogroup International Inc.**, Edison,
NJ (US)

(**) Term: **14 Years**

(21) Appl. No.: **29/206,992**

(22) Filed: **Jun. 7, 2004**

(51) **LOC (8) Cl.** **02-99**

(52) **U.S. Cl.** **D2/961; D2/946**

(58) **Field of Classification Search** D2/914,
D2/946, 961; 36/43, 44, 71, 145, 149, 154,
36/72 R

See application file for complete search history.

(56) **References Cited**

U.S. PATENT DOCUMENTS

268,141 A * 11/1882 Stevens 36/44

3,263,348 A * 8/1966 Cohen et al. 36/72 R
D236,042 S * 7/1975 Martin D2/914
D496,780 S * 10/2004 Matuke D2/961

* cited by examiner

Primary Examiner—Dominic Simone

(74) *Attorney, Agent, or Firm*—Lackenbach Siegel LLP

(57) **CLAIM**

The ornamental design for a shoe sock, as shown and described.

DESCRIPTION

The present invention is a shoe sock, having a rounded edge, for use in covering an inner portion of a shoe.

FIG. 1 is a perspective view of a shoe sock.

FIG. 2 is a top view of the shoe sock.

FIG. 3 is a left side elevational view of the shoe sock.

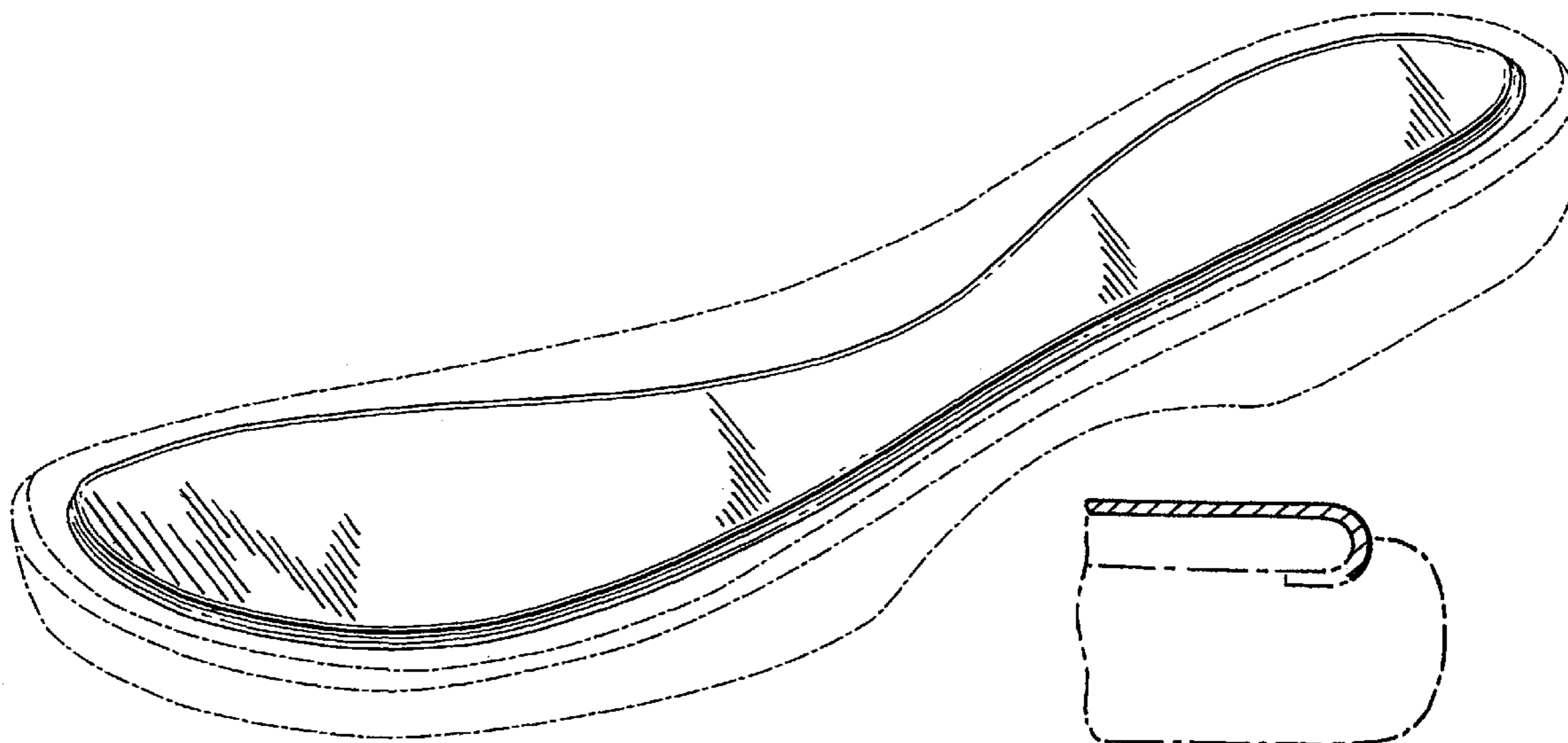
FIG. 4 is a right side elevational view of the shoe sock.

FIG. 5 is a front perspective view of the shoe sock.

FIG. 6 is a rear perspective view of the shoe sock; and,

FIG. 7 is a sectional view along line 7—7 of FIG. 2.

1 Claim, 4 Drawing Sheets



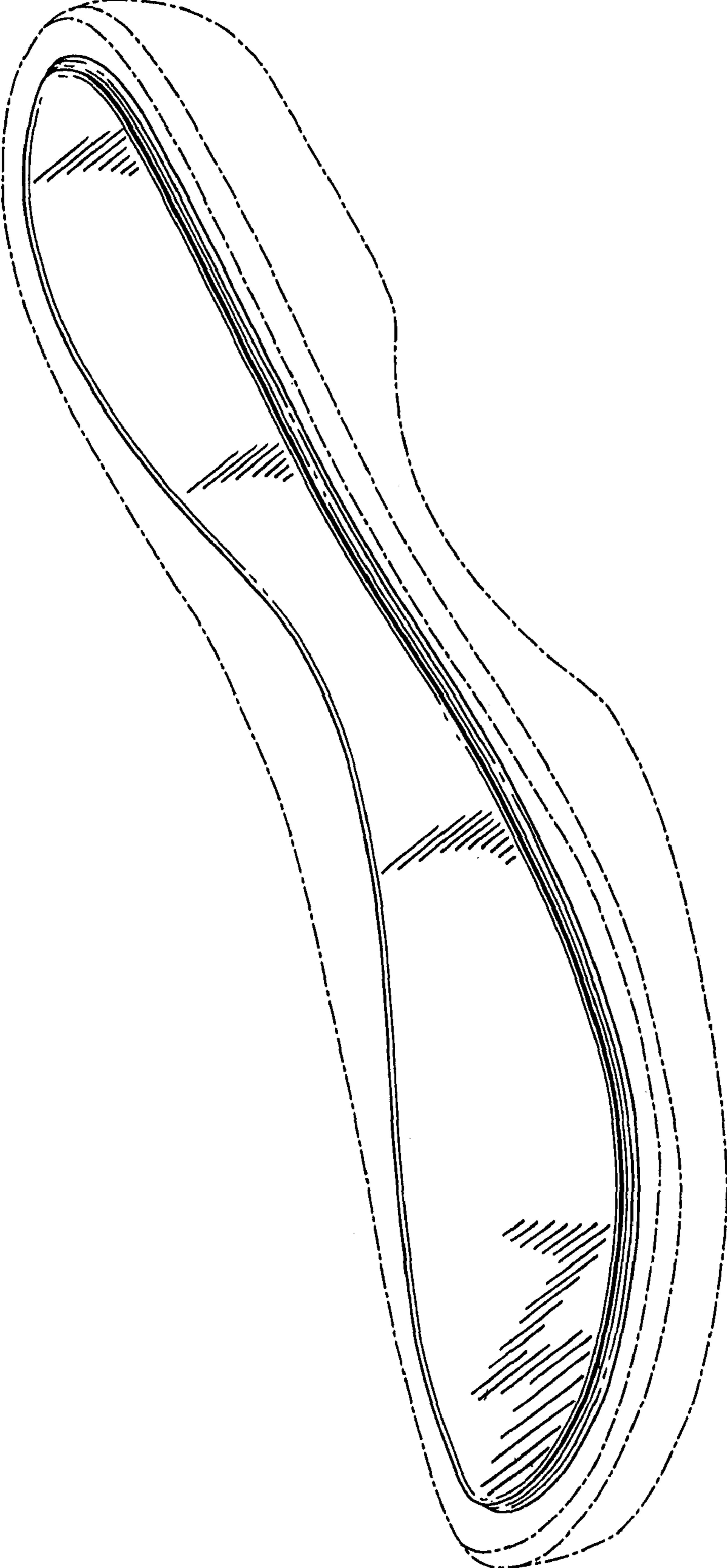


FIG. 1

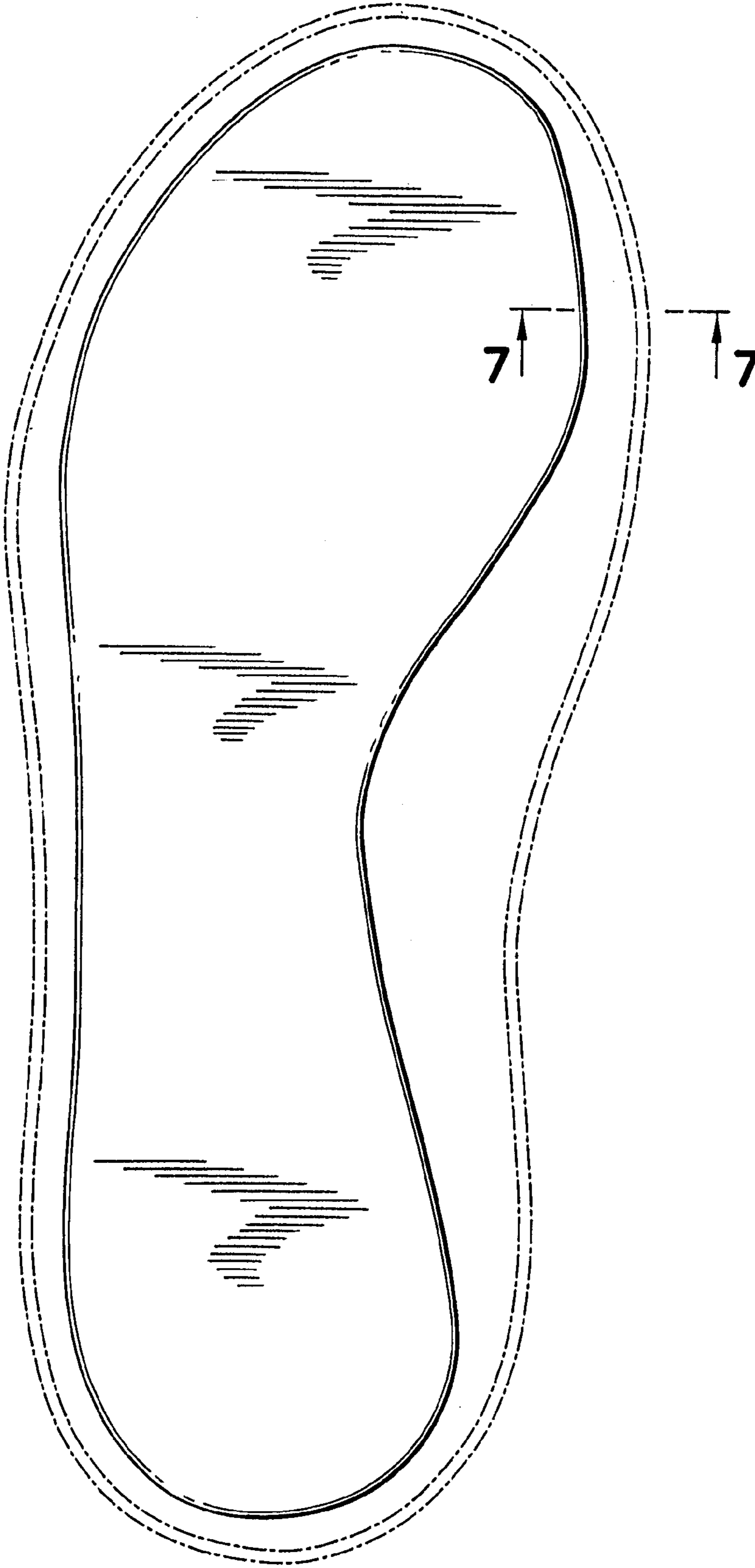


FIG. 2

FIG. 3




FIG. 4



FIG. 5




FIG. 6

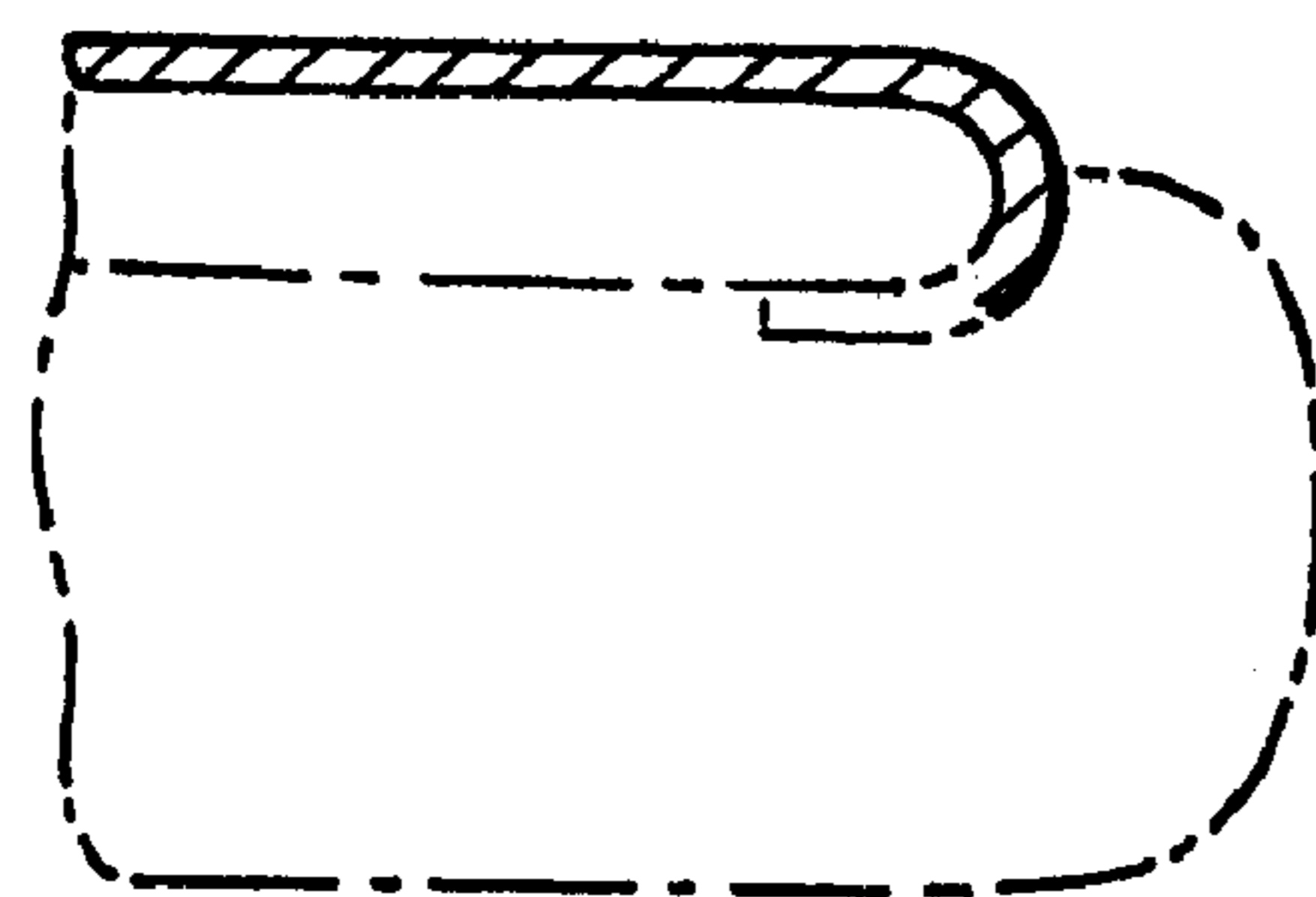



FIG. 7