



US00D513347S

(12) **United States Design Patent**
Partridge

(10) **Patent No.:** **US D513,347 S**
(45) **Date of Patent:** **** Dec. 27, 2005**

(54) **BUILDING PANEL**

D361,648 S 8/1995 Charboneau

(76) **Inventor:** **Tommy R. Partridge**, 5900 Circle J
Ranch Rd., No. 2, Marble Falls, TX
(US) 78654

FOREIGN PATENT DOCUMENTS

GB 2154418 9/1985

(**) **Term:** **14 Years**

* cited by examiner

(21) **Appl. No.:** **29/200,567**

Primary Examiner—Doris Clark
(74) *Attorney, Agent, or Firm*—Stephen R. Greiner

(22) **Filed:** **Mar. 2, 2004**

(57) **CLAIM**

(51) **LOC (6) Cl.** **30-03**

The ornamental design for a building panel, as shown and described.

(52) **U.S. Cl.** **D30/131; D25/53**

(58) **Field of Search** D25/138, 53, 38,
D25/156; D34/25, 27, 12; D30/131; 119/60;
52/648.1, 650.3; 312/265.3, 265.4, 265.5,
265.6

DESCRIPTION

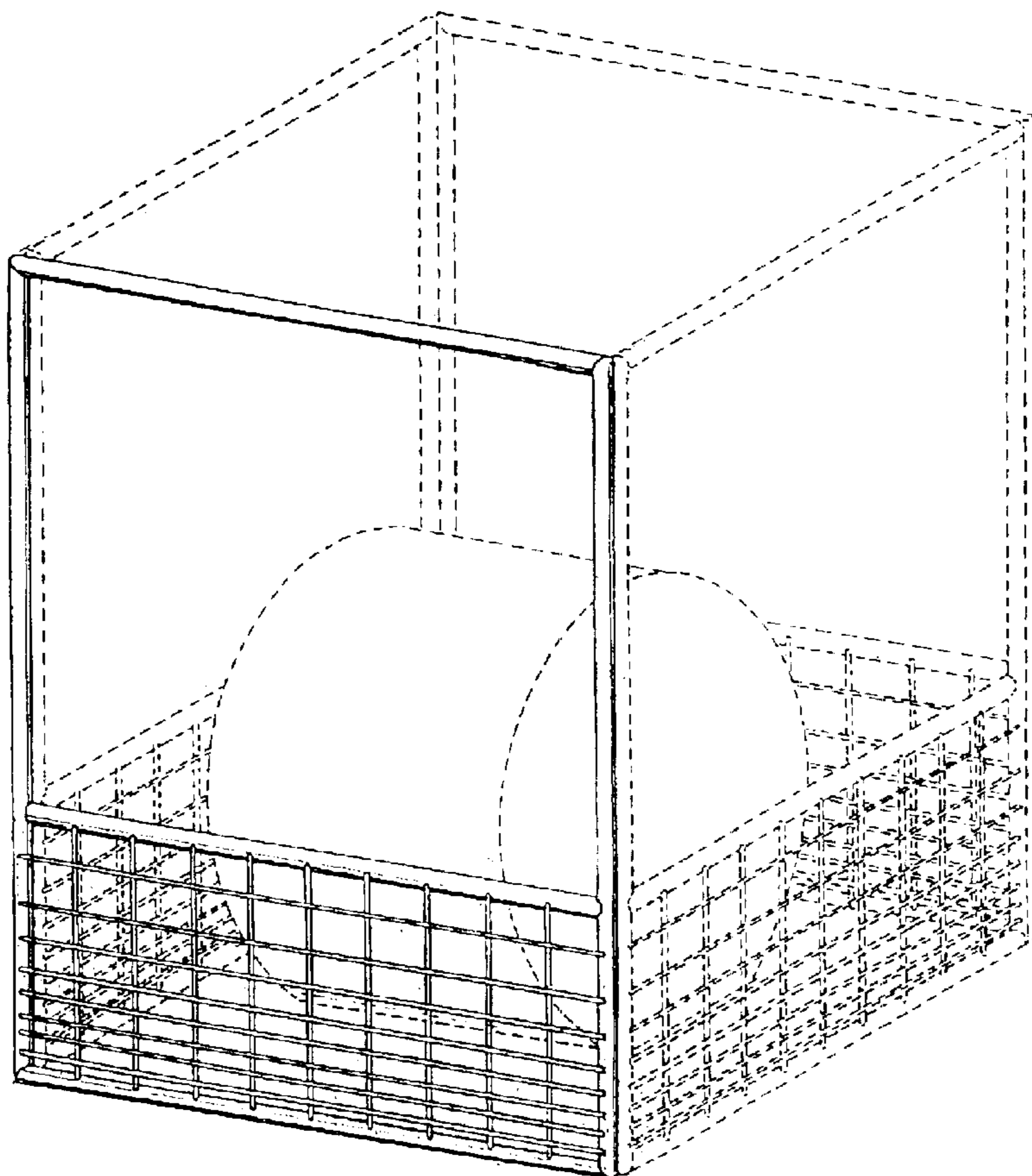
(56) **References Cited**

U.S. PATENT DOCUMENTS

D236,273 S	*	8/1975	Peak	D30/131
4,002,147 A		1/1977	Feterl		
4,020,794 A		5/1977	Nethery		
4,488,565 A		12/1984	Smith		
4,930,449 A		6/1990	Harton		
5,067,442 A	*	11/1991	Schilling	119/60
5,205,241 A		4/1993	Halpin et al.		

FIG. 1 is a perspective view of a building panel showing my new design;
FIG. 2 is a right side elevational view with the left side being a mirror image thereof;
FIG. 3 is a top view with the bottom view being a mirror image thereof;
FIG. 4 is a front elevational view thereof; and,
FIG. 5 is a rear elevational view thereof.
The broken line showing of a plurality of building panels enclosing a hay bale is for demonstrative purposes and forms no part of the claimed design.

1 Claim, 2 Drawing Sheets



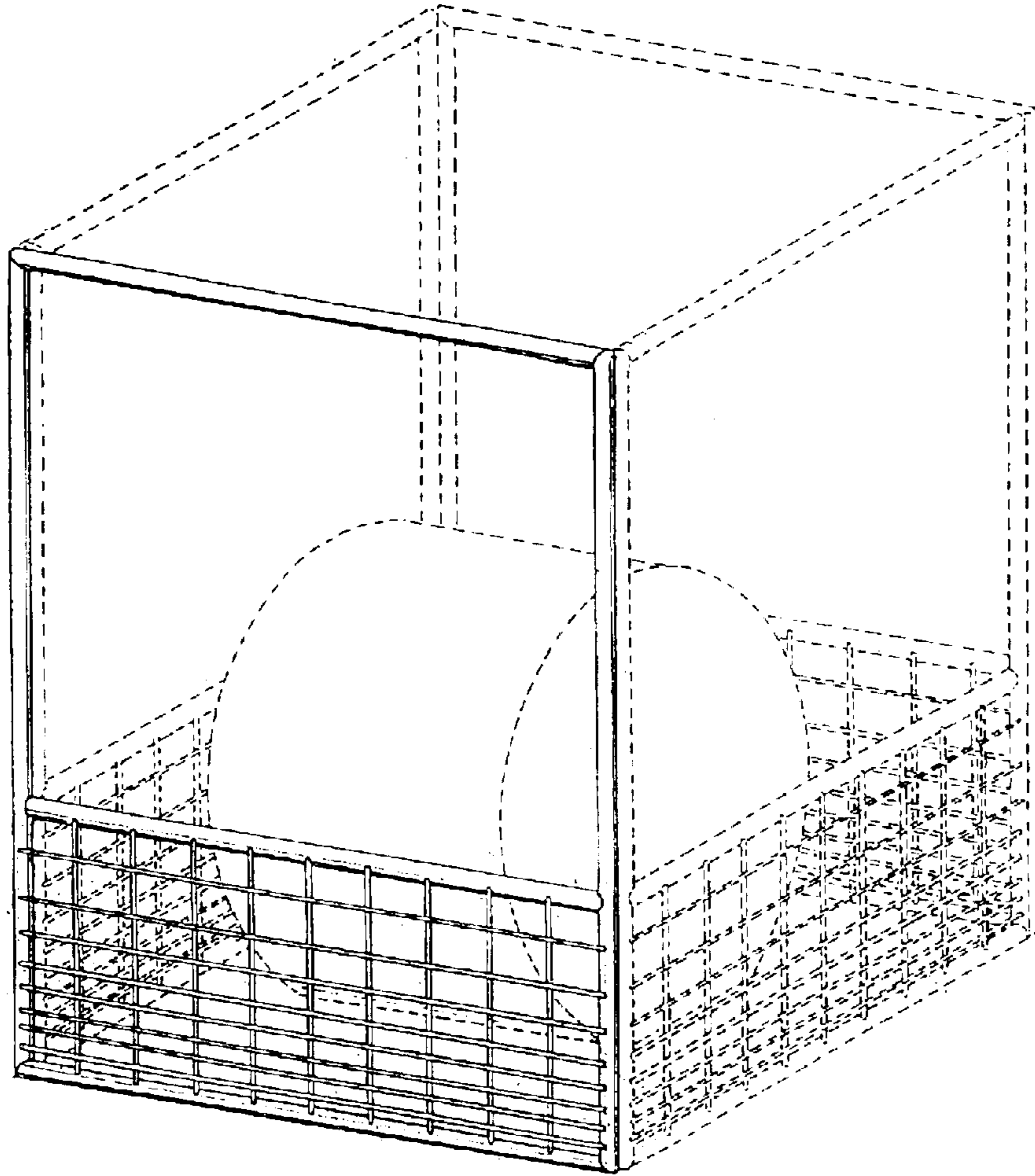


FIG. 1

FIG. 2




FIG. 3

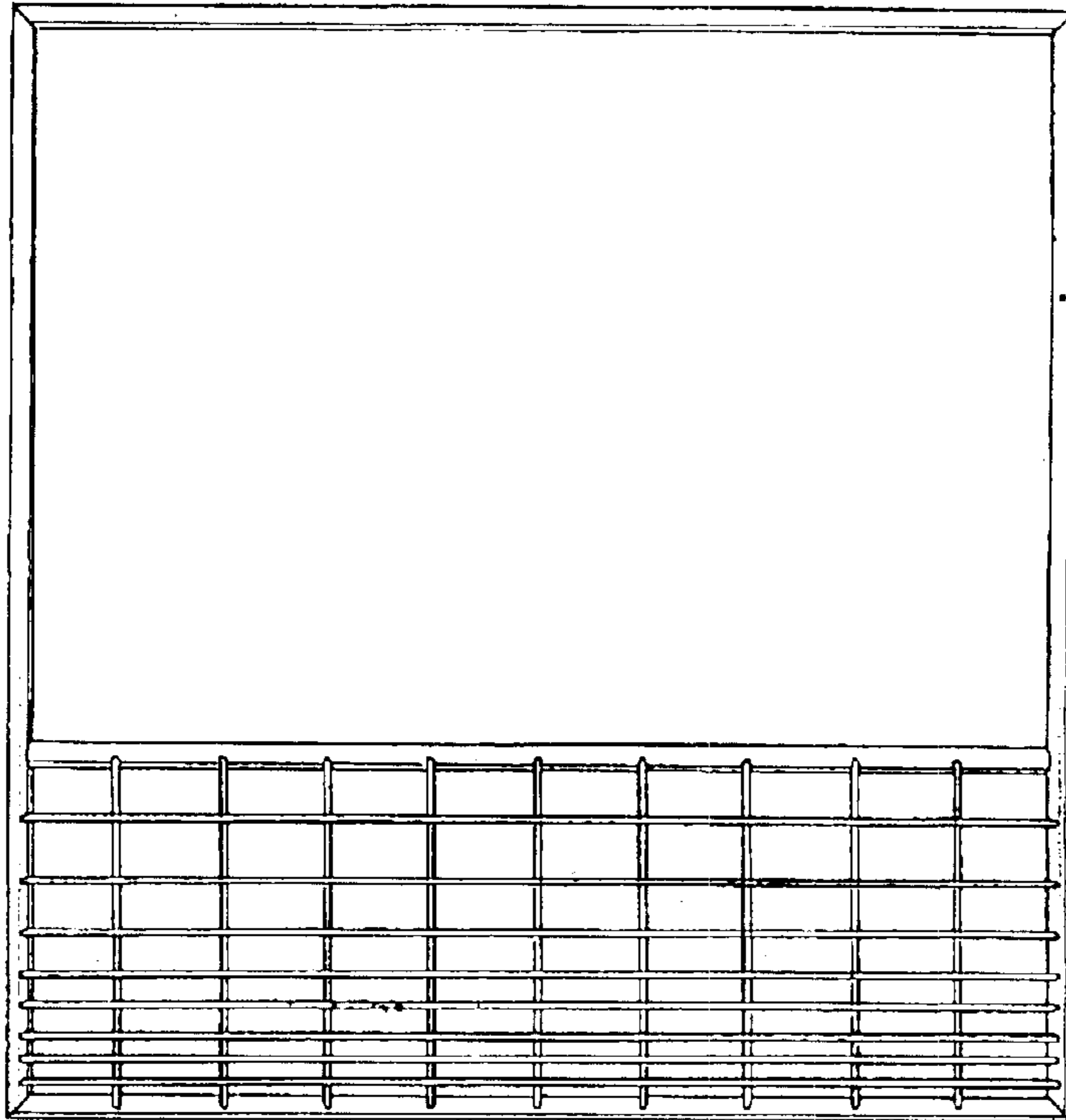


FIG. 4




FIG. 5