

US00D513343S

(12) **United States Design Patent**  
**Bokelman-Dumas**

(10) **Patent No.:** **US D513,343 S**  
(45) **Date of Patent:** **\*\* Dec. 27, 2005**

(54) **NECK LINE AND SIDEBURN TRIMMER**

D429,377 S \* 8/2000 Allende ..... D28/49  
D493,573 S \* 7/2004 Graf ..... D28/53

(75) Inventor: **Majonne Bokelman-Dumas,**  
Amersfoort (NL)

\* cited by examiner

(73) Assignee: **Koninklijke Philips Electronics, N.V.,**  
Eindhoven (NL)

*Primary Examiner*—Jennifer Rivard

(\*\*) Term: **14 Years**

(57) **CLAIM**

(21) Appl. No.: **29/210,056**

The ornamental design for a neck line and sideburn trimmer,  
as shown.

(22) Filed: **Jul. 26, 2004**

**DESCRIPTION**

(30) **Foreign Application Priority Data**

Feb. 3, 2004 (EP) ..... 00001317776-0003

(51) **LOC (6) Cl.** ..... **28-03**

(52) **U.S. Cl.** ..... **D28/53**

(58) **Field of Search** ..... D28/49-54; 30/32,  
30/34.05, 34.1, 34.2, 34, 41.9, 43, 43.1-43.9,  
43.91, 43.92, 42, 44-46, 527, 196, 201,  
223, 233, 233.5

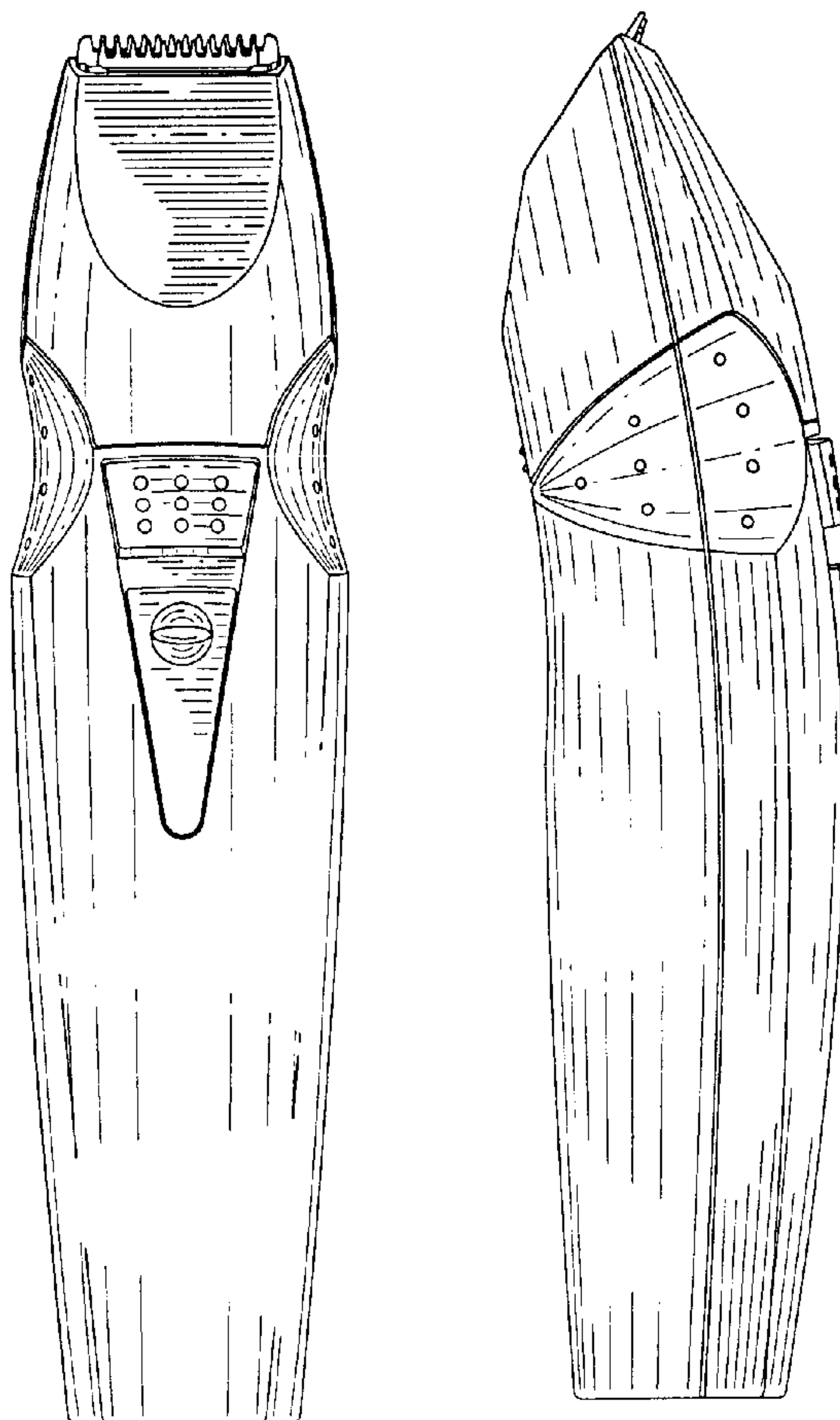
FIG. 1 is a perspective view showing my design;  
FIG. 2 is a front elevational view thereof;  
FIG. 3 is a rear elevational view thereof;  
FIG. 4 is a right side elevational view thereof;  
FIG. 5 is a left side elevational view thereof;  
FIG. 6 is a top plan view thereof; and,  
FIG. 7 is a bottom plan view thereof.

(56) **References Cited**

**U.S. PATENT DOCUMENTS**

D423,720 S \* 4/2000 Nielsen et al. .... D28/53

**1 Claim, 3 Drawing Sheets**



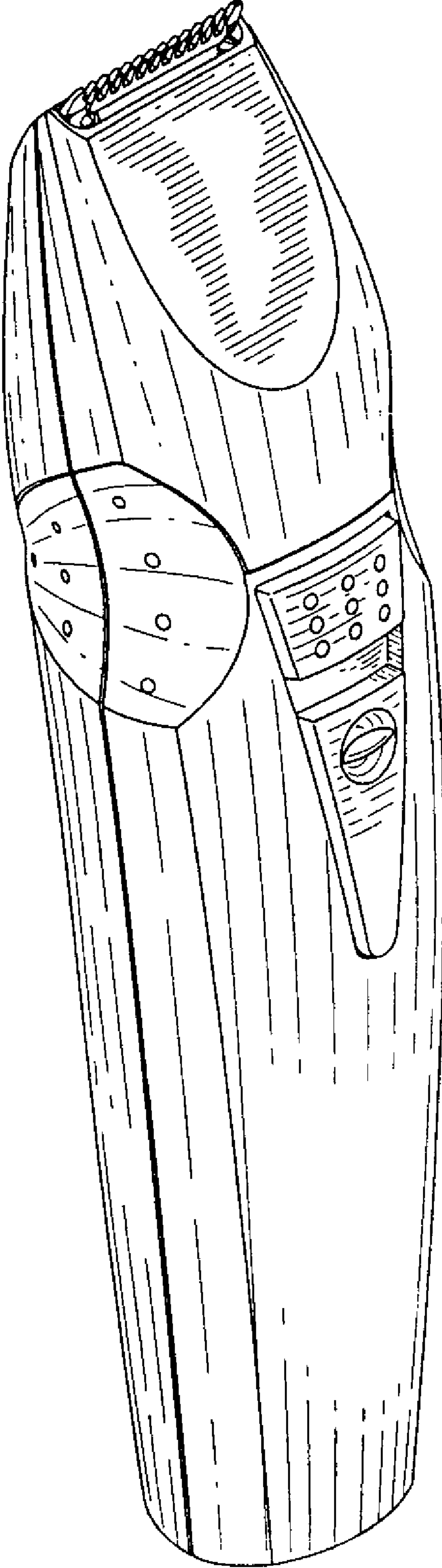


FIG. 1




FIG. 2

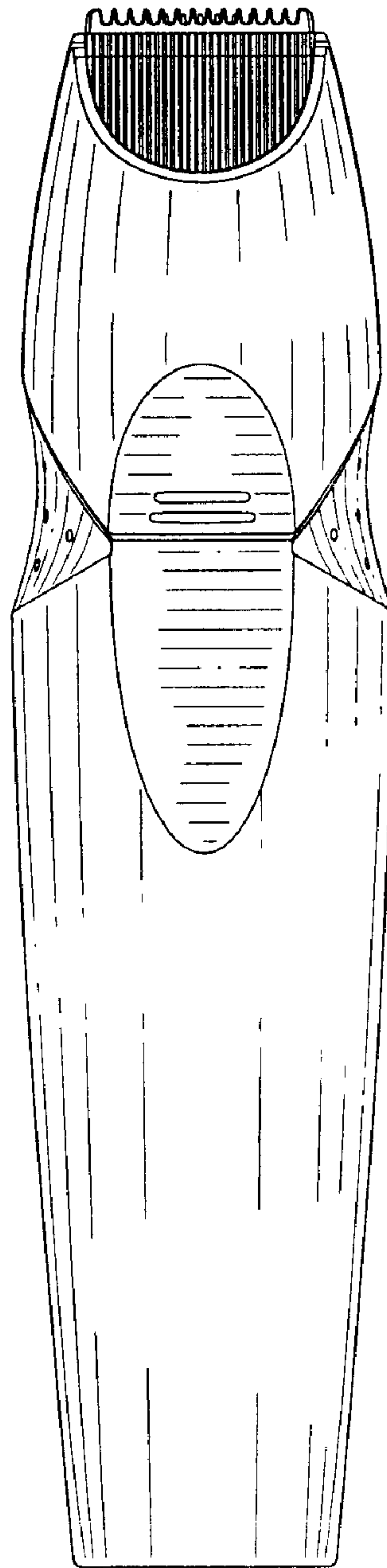


FIG. 3




FIG. 4




FIG. 5

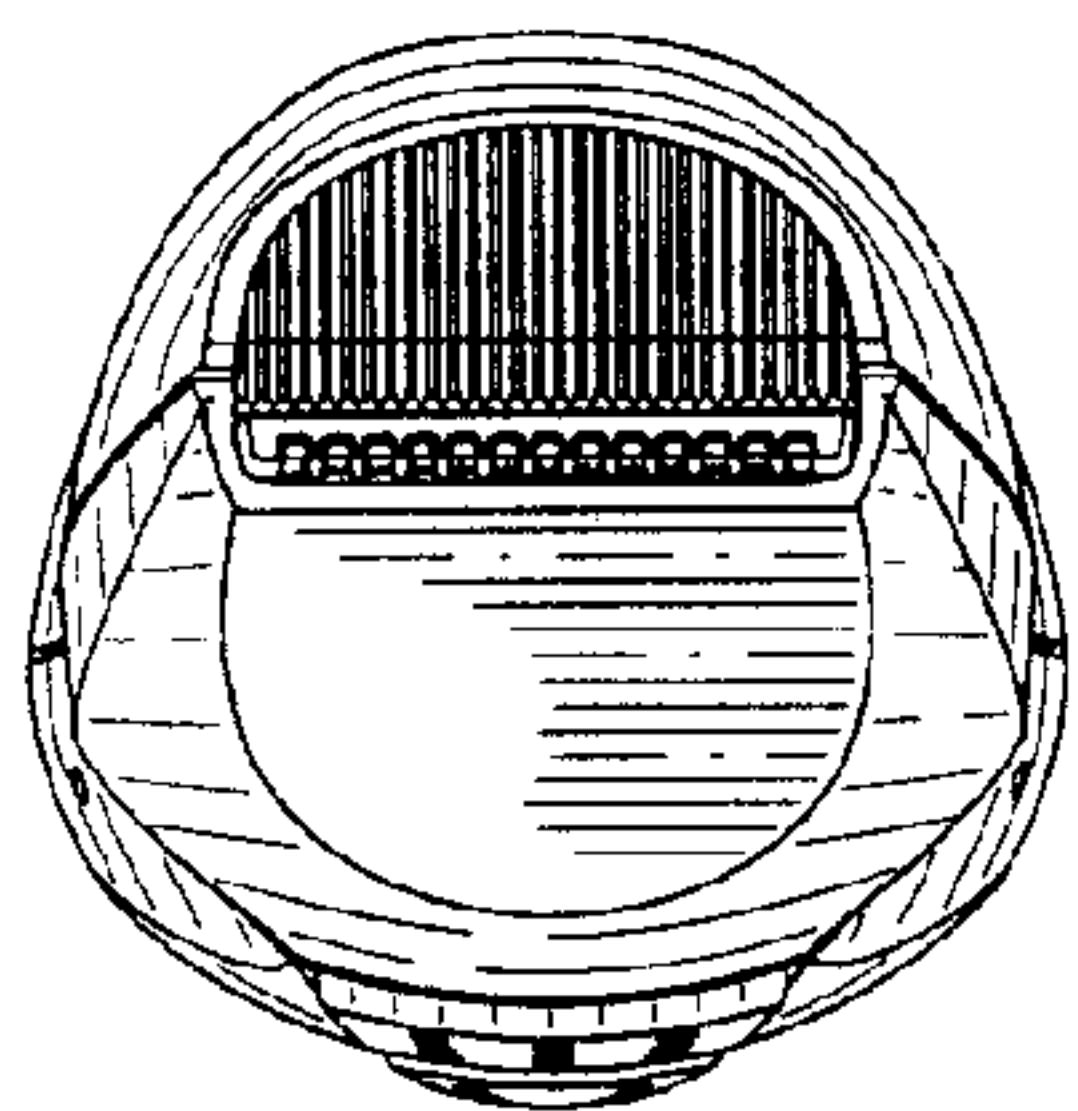


FIG. 6

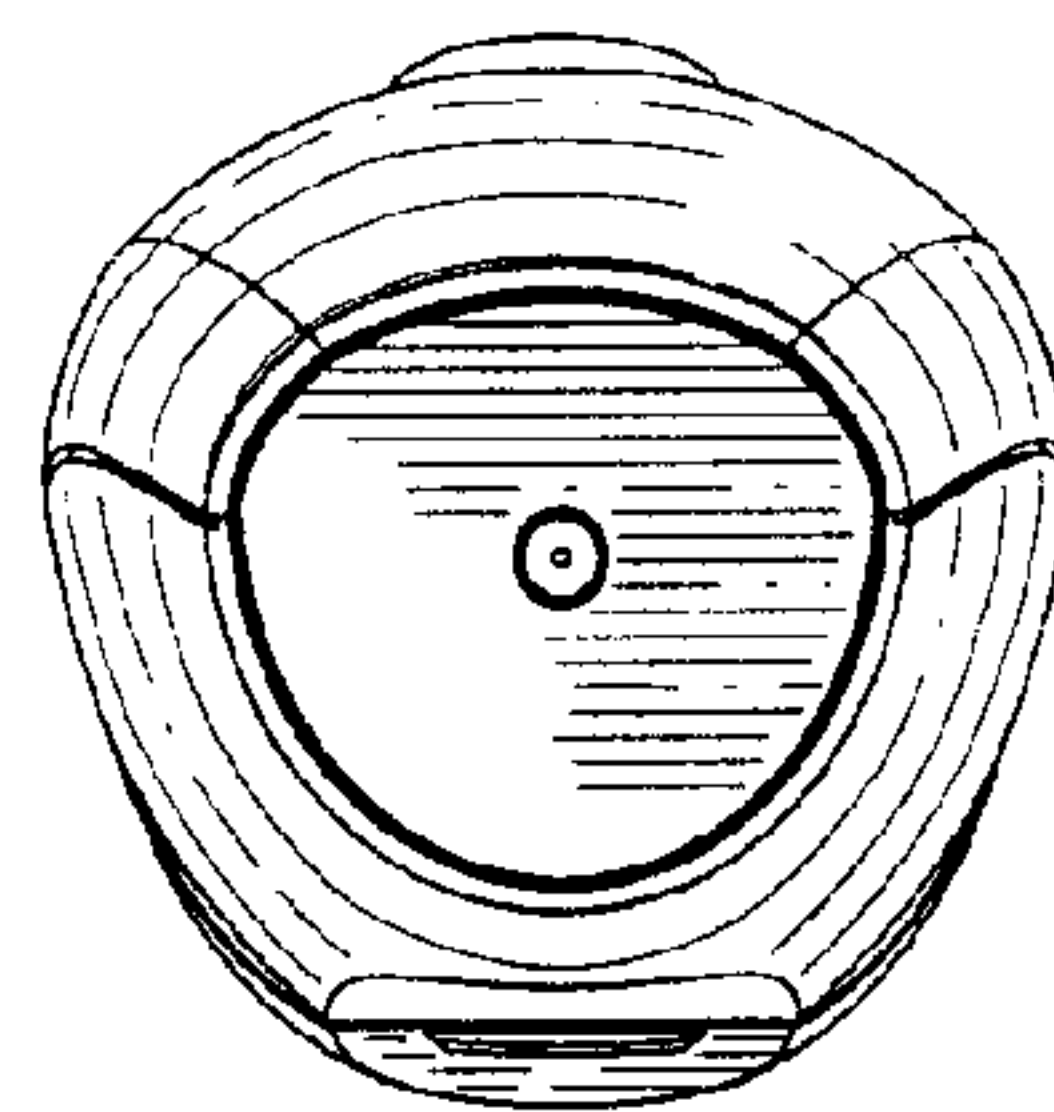


FIG. 7