



US00D513338S

(12) **United States Design Patent** (10) **Patent No.:** **US D513,338 S**  
**Burke** (45) **Date of Patent:** **\*\* Dec. 27, 2005**

(54) **OUTDOOR LANTERN WITH HAND-PAINTED SHADE**

(75) Inventor: **John Burke**, Abington, MA (US)

(73) Assignee: **Cordelia Lighting, Inc.**, Rancho Dominguez, CA (US)

(\*\*) Term: **14 Years**

(21) Appl. No.: **29/223,682**

(22) Filed: **Feb. 17, 2005**

(51) **LOC (6) Cl.** ..... **26-05**

(52) **U.S. Cl.** ..... **D26/87; D26/92**

(58) **Field of Search** ..... D26/72, 73, 85,  
D26/87, 92, 118, 128-130, 137, 145-147,  
155, 156; 362/147, 362, 370, 371, 431,  
432

(56) **References Cited**

**U.S. PATENT DOCUMENTS**

D58,061 S	*	6/1921	Bowen	.....	D26/145
D67,423 S	*	5/1925	Walker	.....	D26/87
D67,929 S	*	8/1925	Lipschutz	.....	D26/24
D72,714 S	*	5/1927	Lipschutz	.....	D26/87
D101,041 S	*	9/1936	Janssen	.....	D26/87
D439,362 S	*	3/2001	Berry	.....	D26/87

**OTHER PUBLICATIONS**

Framburg 2001 Catalog. Item 8920 and 8930 from the Le Havre collection on p. 170.\*

Framburg 2001 Catalog. Items 8780 and 8785 from the Chambord collection on p. 172.\*

\* cited by examiner

*Primary Examiner*—Clare E Heflin

(74) *Attorney, Agent, or Firm*—Paul Y. Feng; Fulwider Patton Lee & Utecht, LLP

(57) **CLAIM**

The ornamental design for an outdoor lantern with hand-painted shade, as shown and described.

**DESCRIPTION**

FIG. 1 is a perspective view of my outdoor lantern with hand-painted shade, showing my new design;

FIG. 2 is a front elevational view;

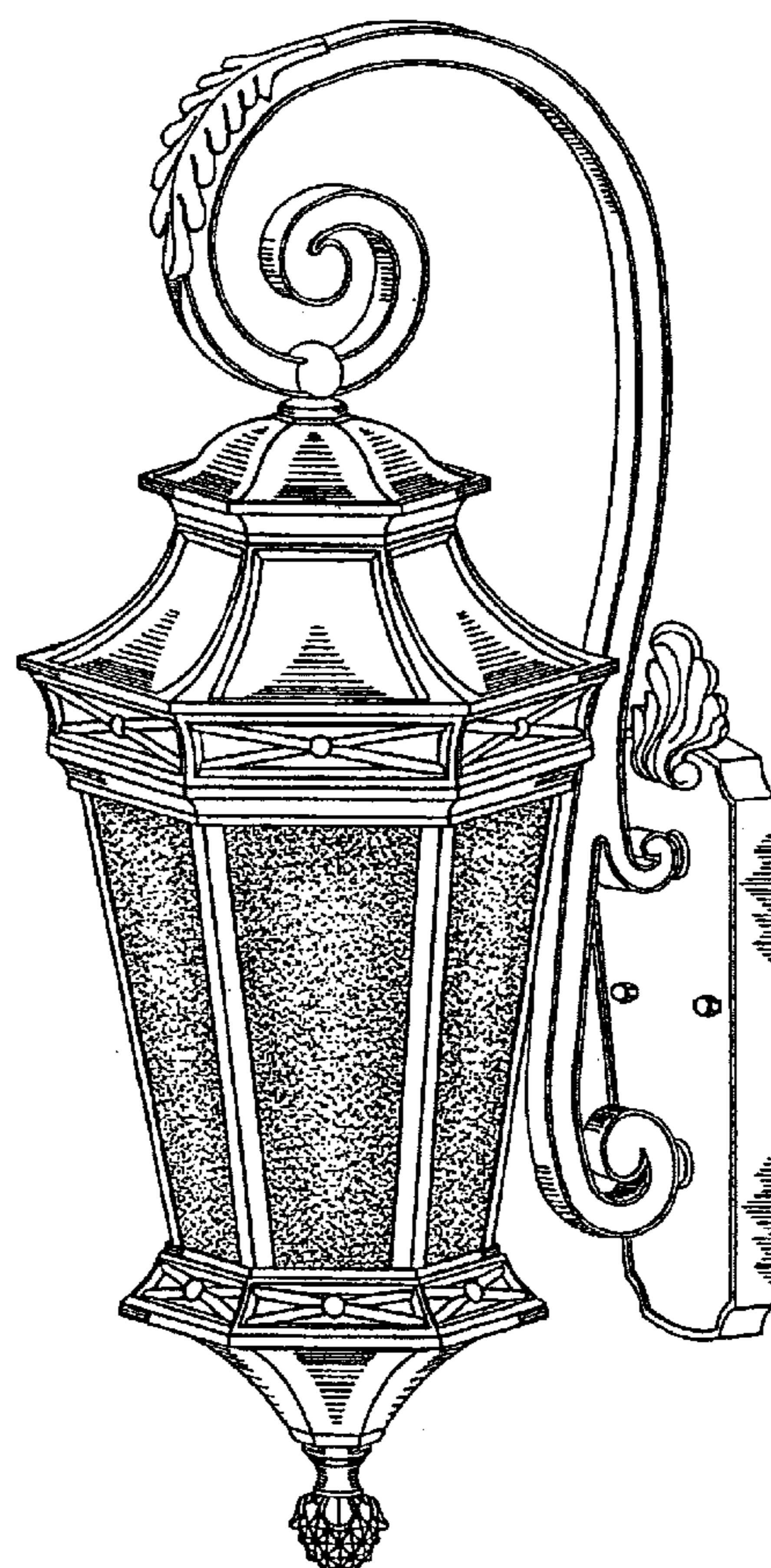
FIG. 3 is a rear elevational view;

FIG. 4 is a right side elevational view wherein the left side elevational view is a mirror image thereof;

FIG. 5 is a top plan view; and,

FIG. 6 is a bottom view.

**1 Claim, 6 Drawing Sheets**






Fig. 1




Fig. 2




Fig. 3

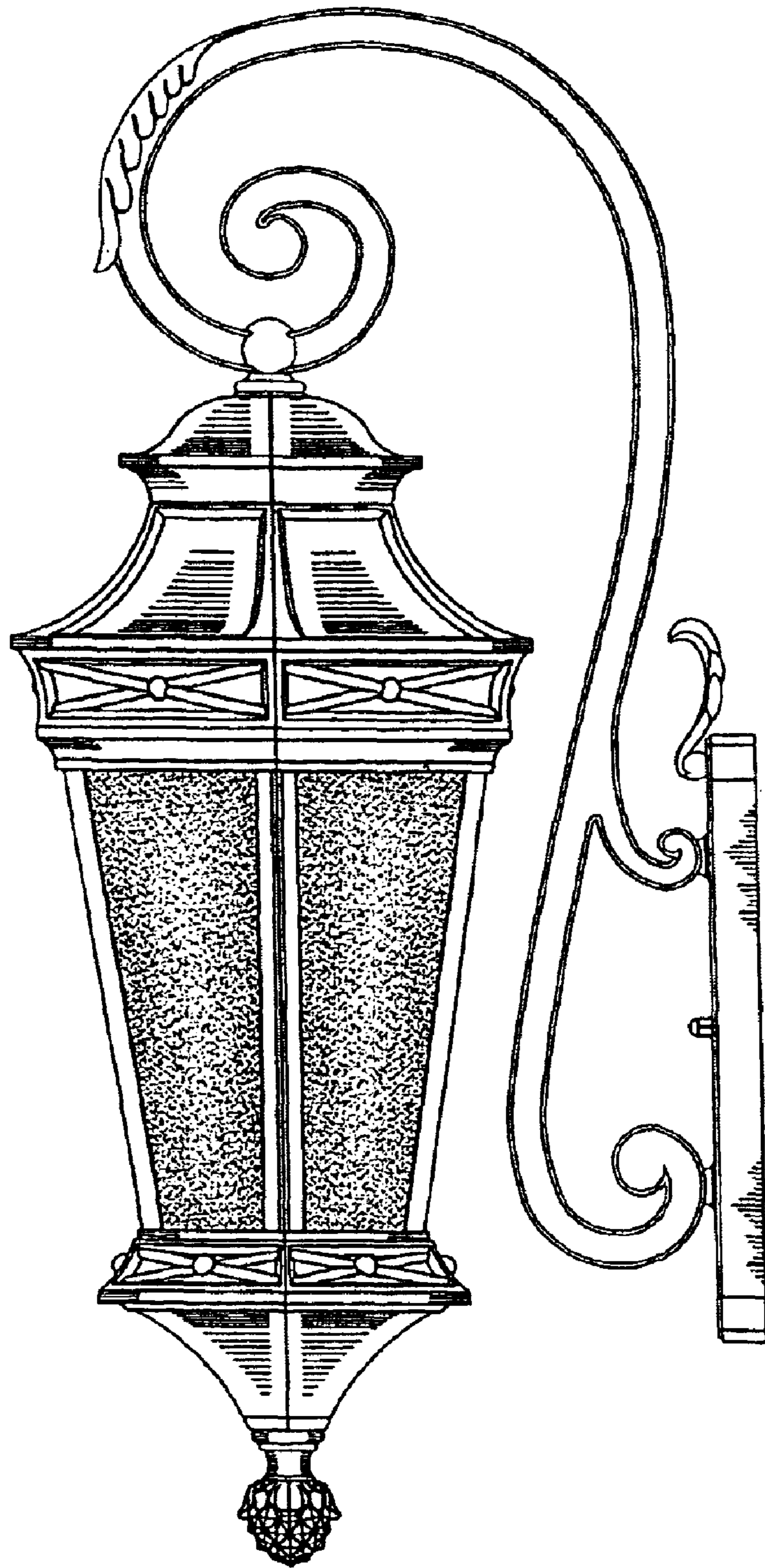


Fig. 4

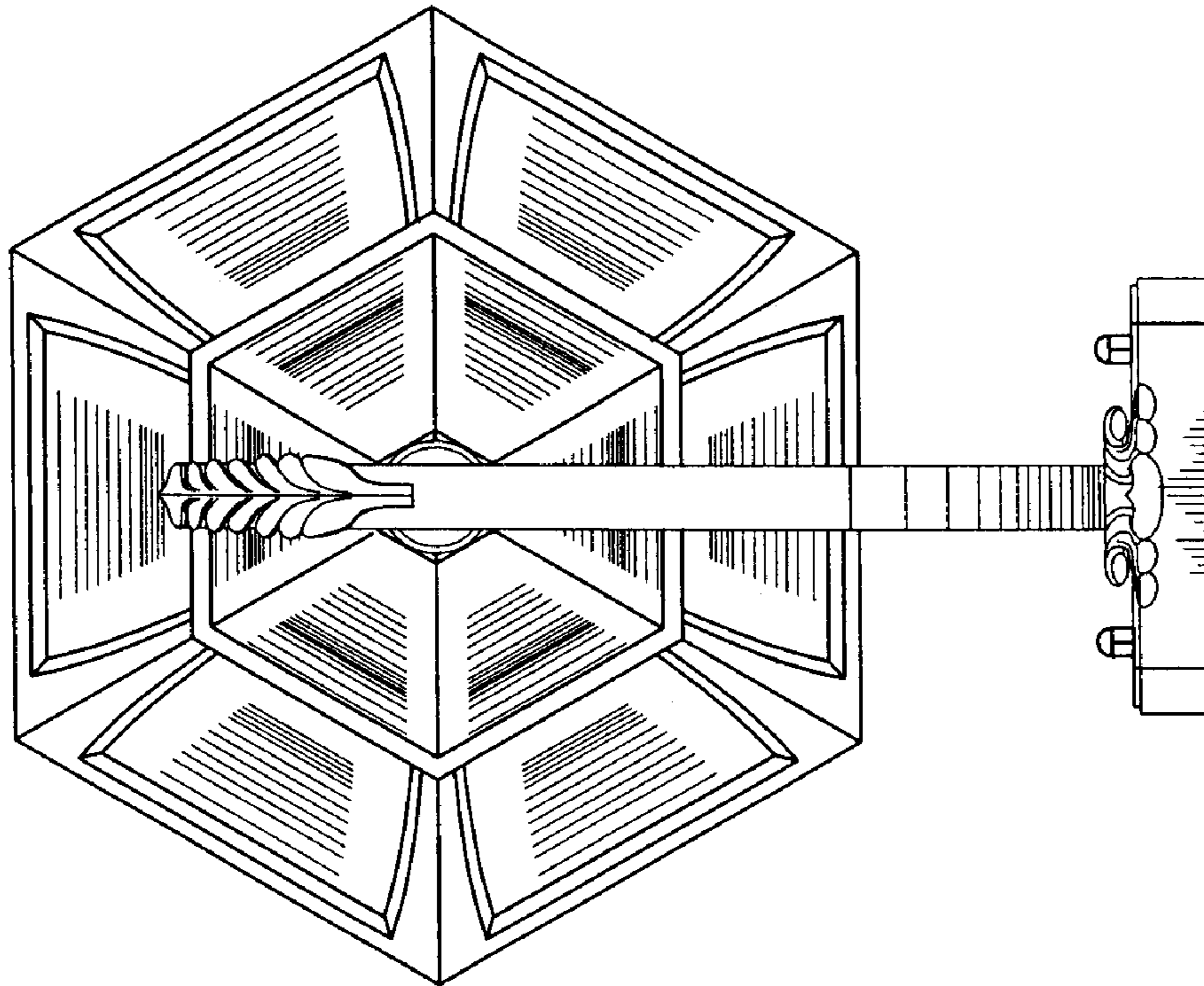


Fig. 5

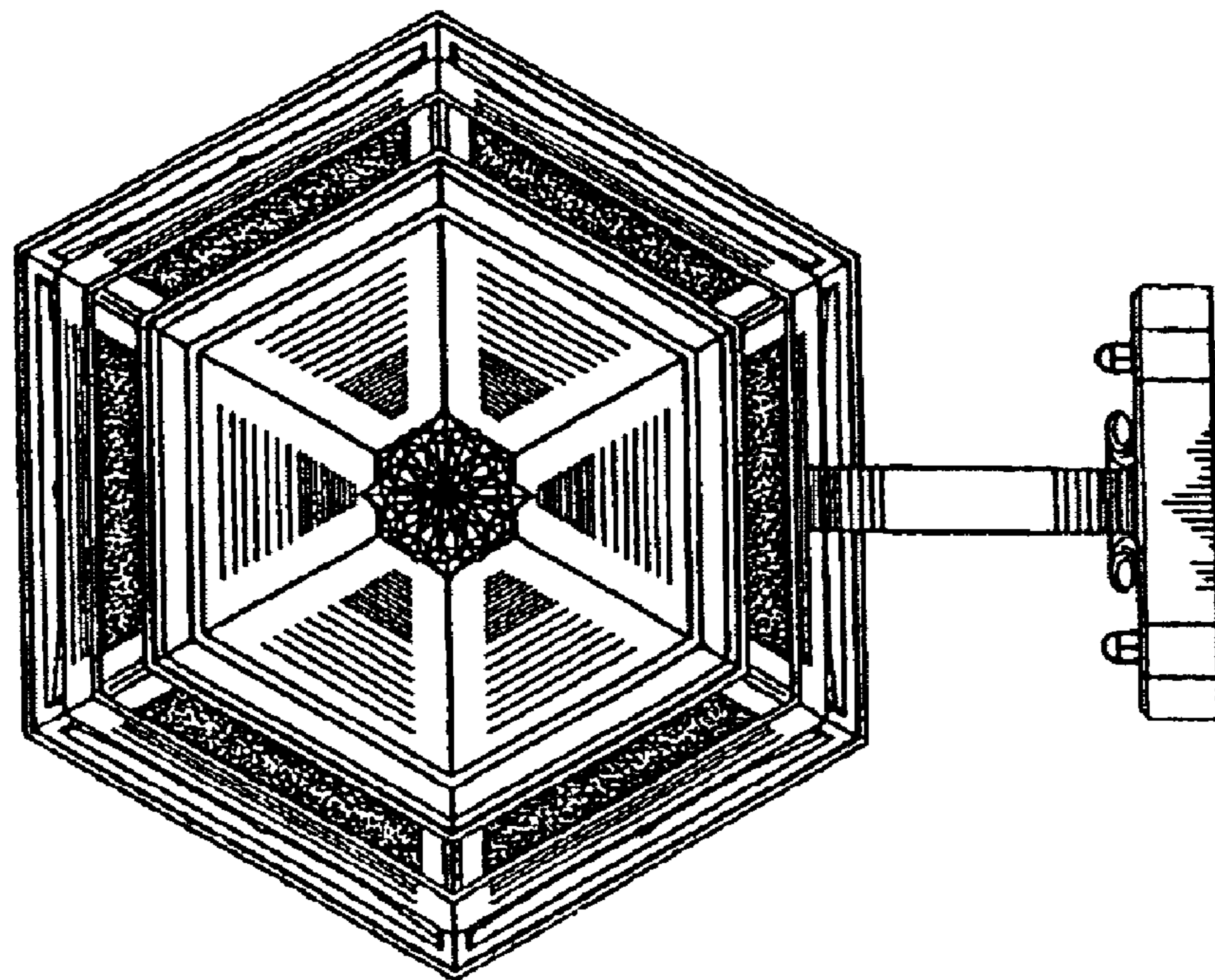


Fig. 6