



US00D513327S

(12) **United States Design Patent** (10) **Patent No.:** **US D513,327 S**
McFarlane et al. (45) **Date of Patent:** **** Dec. 27, 2005**

(54) **MIRRORED CLOSET DOOR**

(76) Inventors: **Eulado Bernard McFarlane**, 2232 Strang Ave., Bronx, NY (US) 10466;
Joan Lois Mcfarlane, 2232 Strang Ave., Bronx, NY (US) 10466

(**) Term: **14 Years**

(21) Appl. No.: **29/202,143**

(22) Filed: **Mar. 26, 2004**

(51) **LOC (6) Cl.** **25-02**

(52) **U.S. Cl.** **D25/48**

(58) **Field of Search** D25/48, 49; D6/445,
D6/446, 447, 454; 312/224, 227; 52/455;
49/504

(56) **References Cited**

U.S. PATENT DOCUMENTS

4,095,860 A 6/1978 Henson 312/242
5,165,769 A * 11/1992 Wolfe 312/227
5,560,168 A * 10/1996 Gagne et al. 52/455
5,681,100 A * 10/1997 Powell 312/227

D426,645 S * 6/2000 Bonomo et al. D25/48
6,457,278 B1 10/2002 Fleming 52/37
D469,273 S 1/2003 Stanton D6/439
D473,070 S 4/2003 Kelley D6/446

* cited by examiner

Primary Examiner—Doris Clark
(74) *Attorney, Agent, or Firm*—Goldstein Law Offices, P.C.

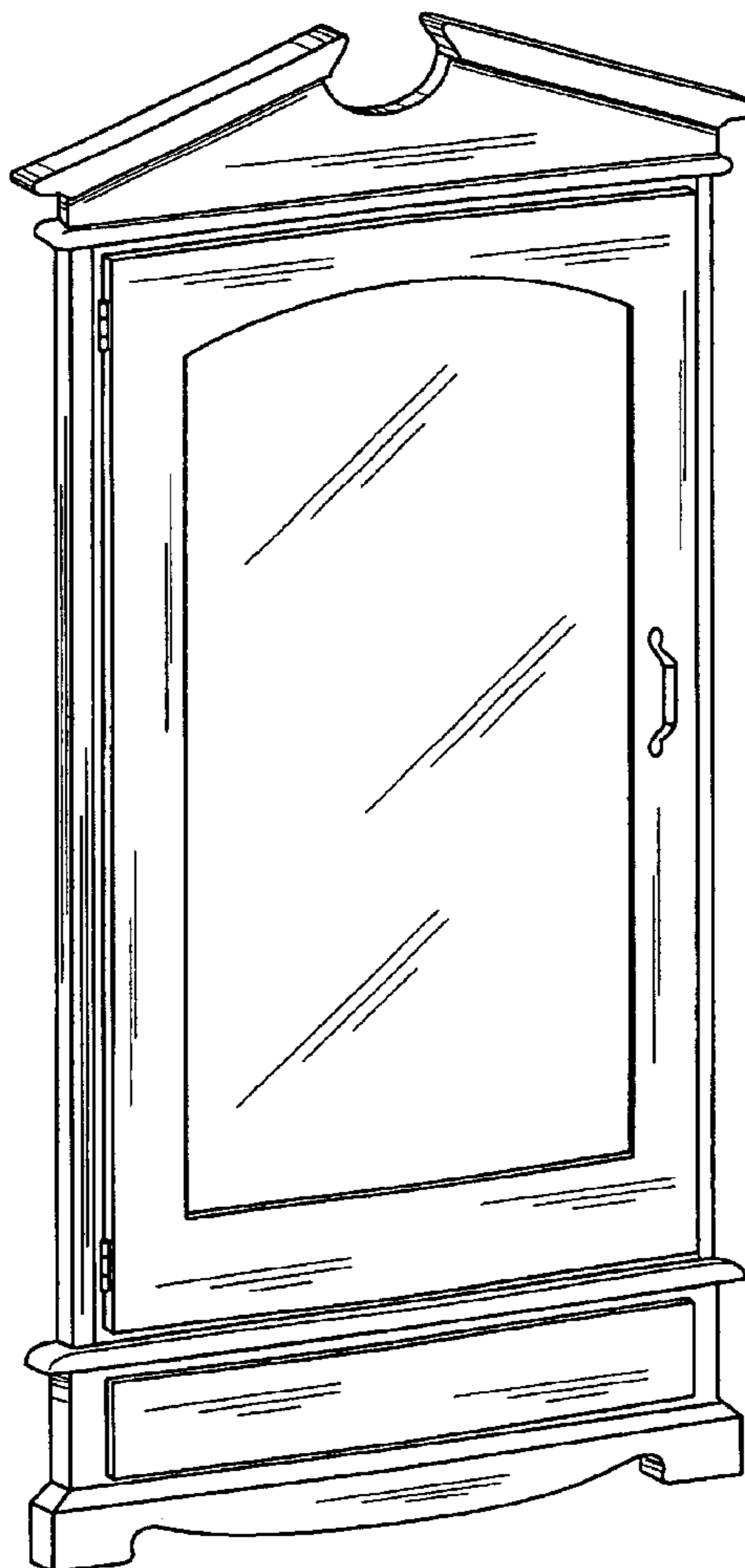
(57) **CLAIM**

The ornamental design for a mirrored closet door, as shown and described.

DESCRIPTION

FIG. 1 is a perspective view of the mirrored closet door used for attachment over a single doorframe.
FIG. 2 is a front elevational view thereof.
FIG. 3 is a rear elevational view thereof.
FIG. 4 is a right side elevational view thereof.
FIG. 5 is a left side elevational view thereof.
FIG. 6 is a top plan view thereof; and,
FIG. 7 is a bottom plan view thereof.

1 Claim, 4 Drawing Sheets






FIG. 1




FIG. 2

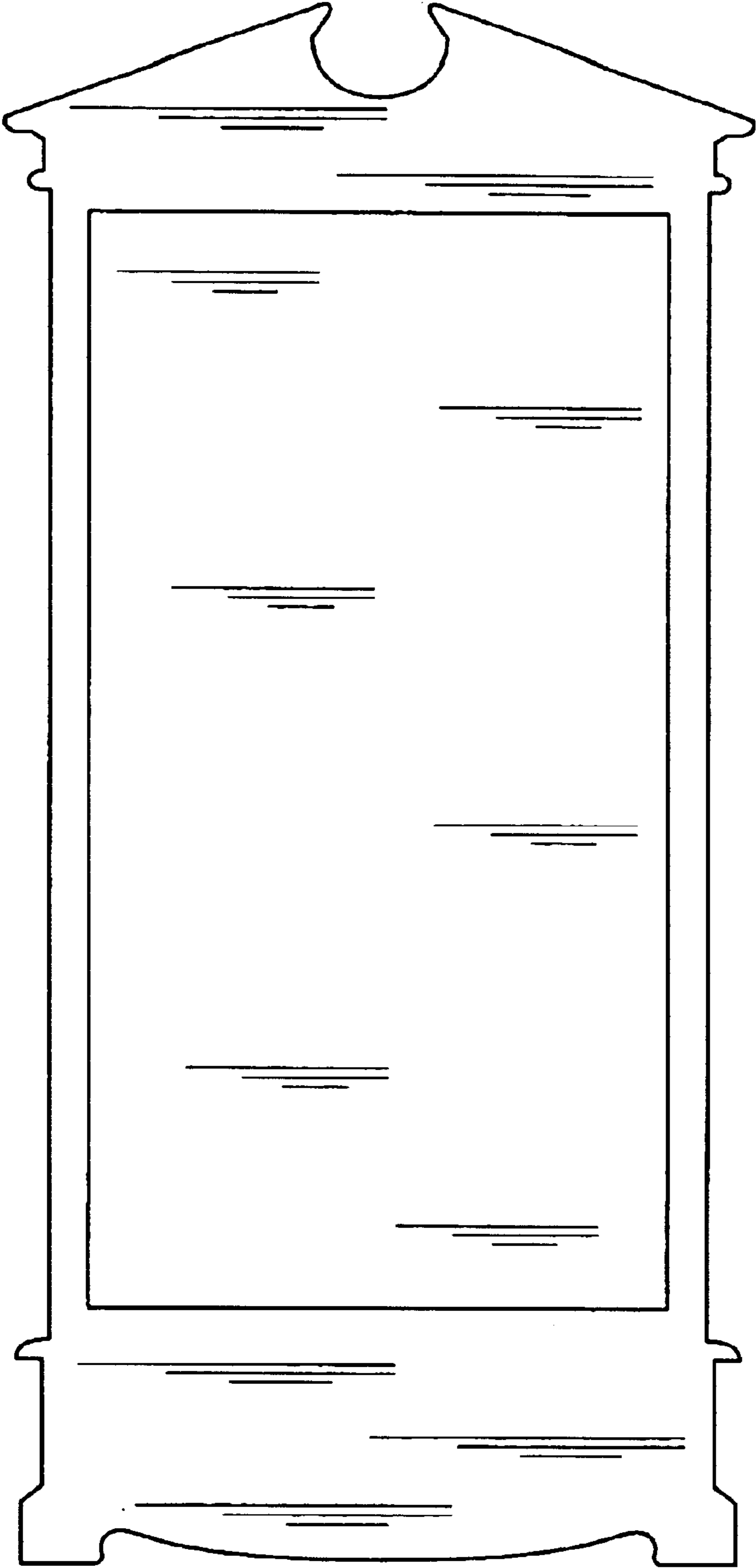


FIG. 3

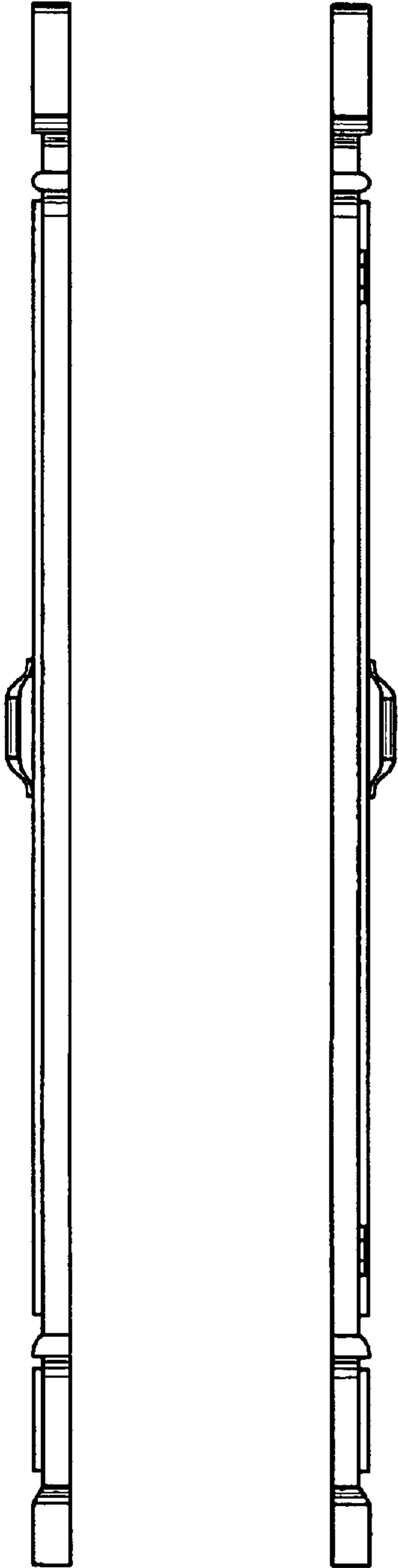


FIG. 4

FIG. 5



FIG. 6

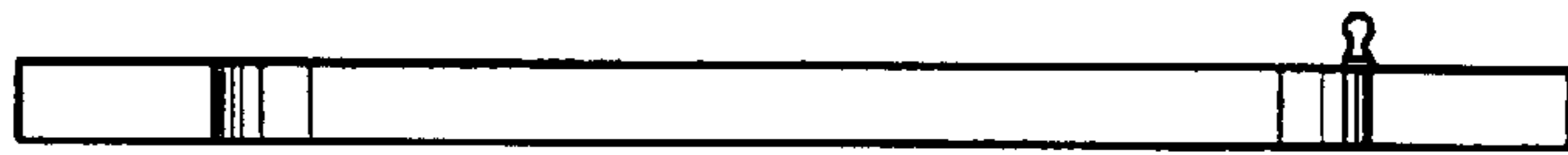


FIG. 7