



US00D513303S

(12) **United States Design Patent** (10) **Patent No.:** **US D513,303 S**  
**Stark, Jr.** (45) **Date of Patent:** **\*\* Dec. 27, 2005**

(54) **HEAD WEIGHT FOR A FISHING LURE**  
(76) **Inventor:** **Paul M. Stark, Jr.**, 6555 Anvers Blvd.  
South, Jacksonville, FL (US) 32210  
(\*\*) **Term:** **14 Years**

(21) **Appl. No.:** **29/217,172**  
(22) **Filed:** **Nov. 12, 2004**

(51) **LOC (6) Cl.** ..... **22-05**  
(52) **U.S. Cl.** ..... **D22/145**  
(58) **Field of Search** ..... D22/145-146,  
D22/126-133; 43/43.1, 43.12, 42.48, 42.45,  
44.9, 43.14, 44.81

(56) **References Cited**

**U.S. PATENT DOCUMENTS**

4,942,689	A	*	7/1990	Link et al.	.....	43/42.24
5,157,860	A	*	10/1992	Clark	.....	43/44.9
D335,168	S	*	4/1993	Cocanougher et al.	.....	D22/126
D375,783	S	*	11/1996	Galligan, III	.....	D22/145
5,649,384	A	*	7/1997	Manning	.....	43/44.81
D478,962	S	*	8/2003	Rogers et al.	.....	D22/145

\* cited by examiner

*Primary Examiner*—Catherine R. Oliver  
(74) *Attorney, Agent, or Firm*—Arthur G. Yeager

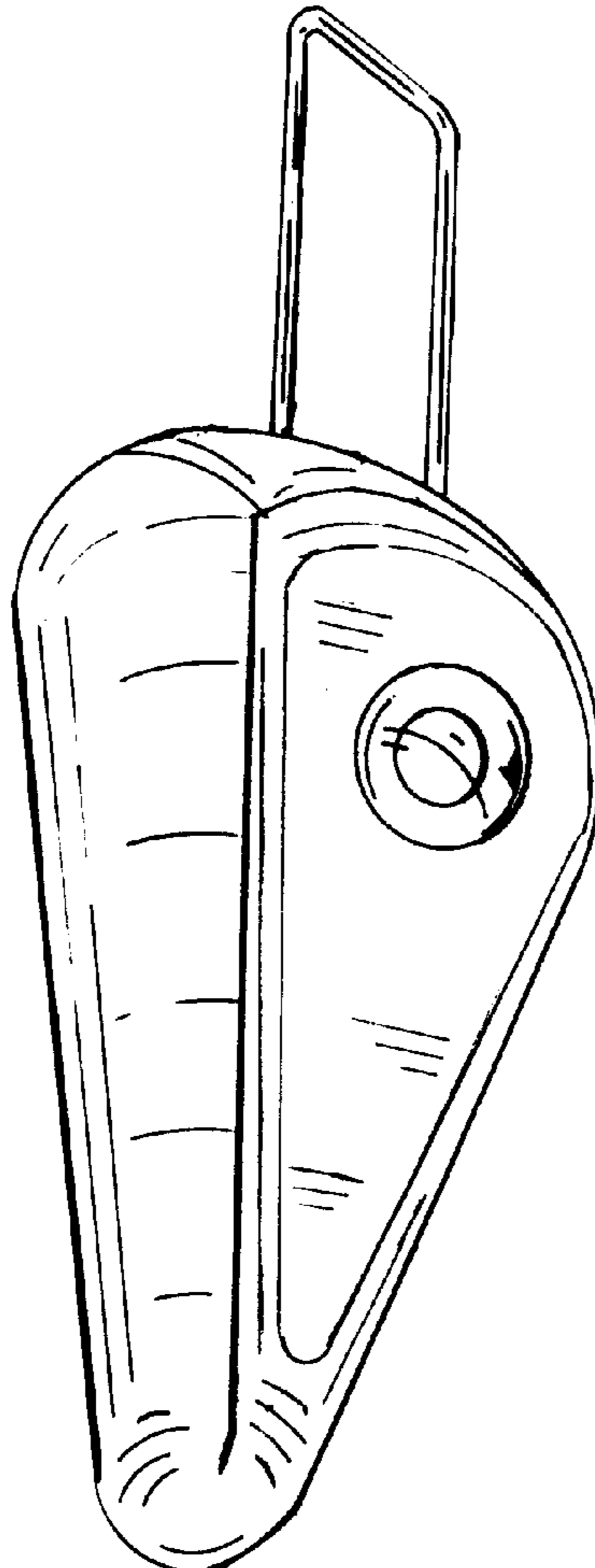
(57) **CLAIM**

I claim the ornamental design for a head weight for a fishing lure, as shown and described.

**DESCRIPTION**

FIG. 1 is a front side perspective view of a head weight for a fishing lure showing one embodiment of my new design; FIG. 2 is a right side elevational view thereof with a representation of a fishing lure, hook and line all being shown in broken lines forming no part of the invention, the left side elevation view being the mirror image thereof; FIG. 3 is a top plan view thereof; FIG. 4 is a front elevational view thereof; FIG. 5 is a rear elevational view thereof; FIG. 6 is a top plan view of a head weight for a fishing lure, showing another embodiment of my new design, with a representation of a fishing lure, hook and line all being shown in broken lines forming no part of this invention, the bottom plan view being the mirror image thereof; and, FIG. 7 is a front elevational view thereof.

**1 Claim, 3 Drawing Sheets**



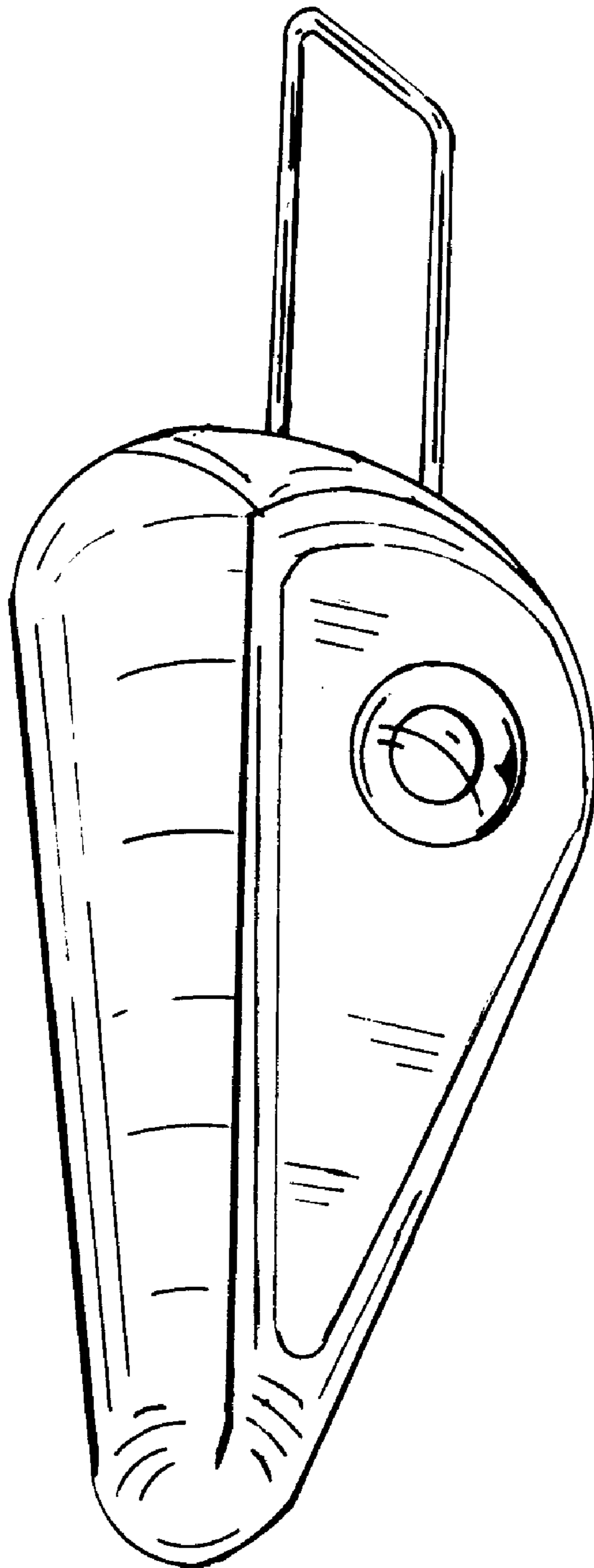


FIG. 1

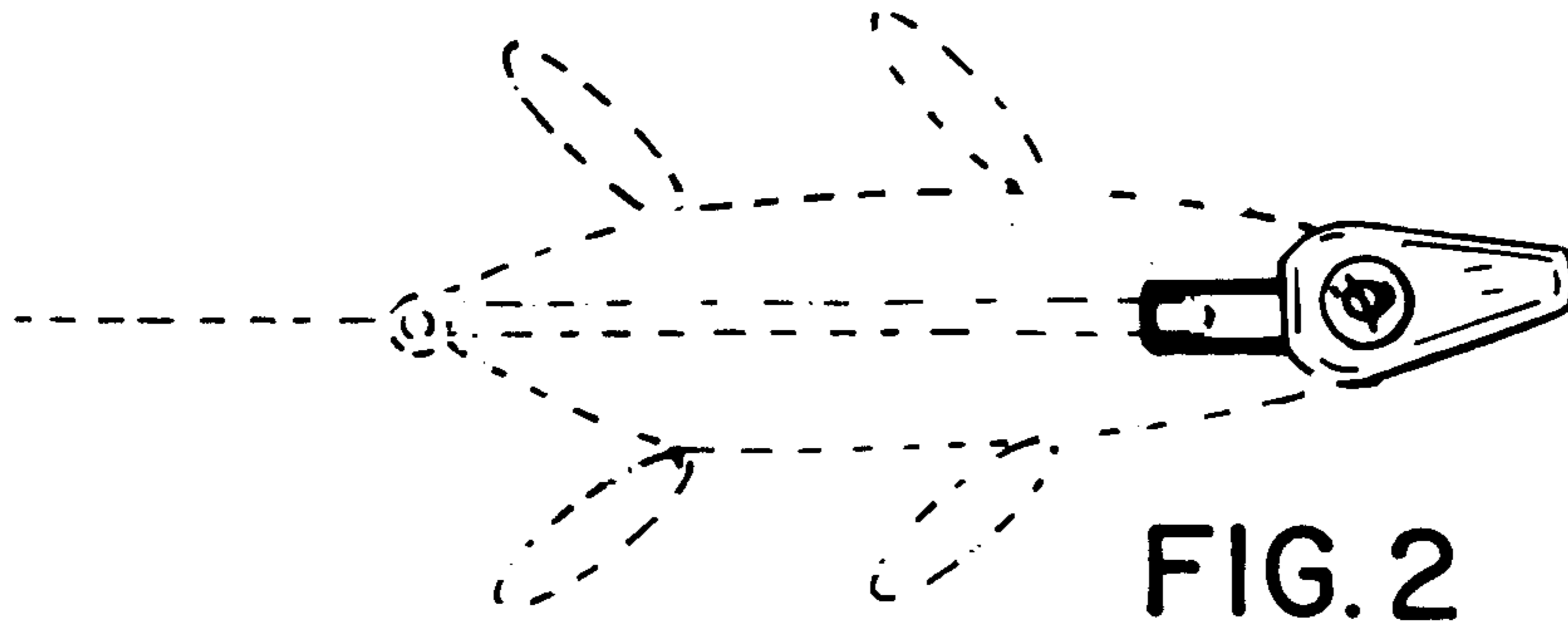


FIG. 2




FIG. 3

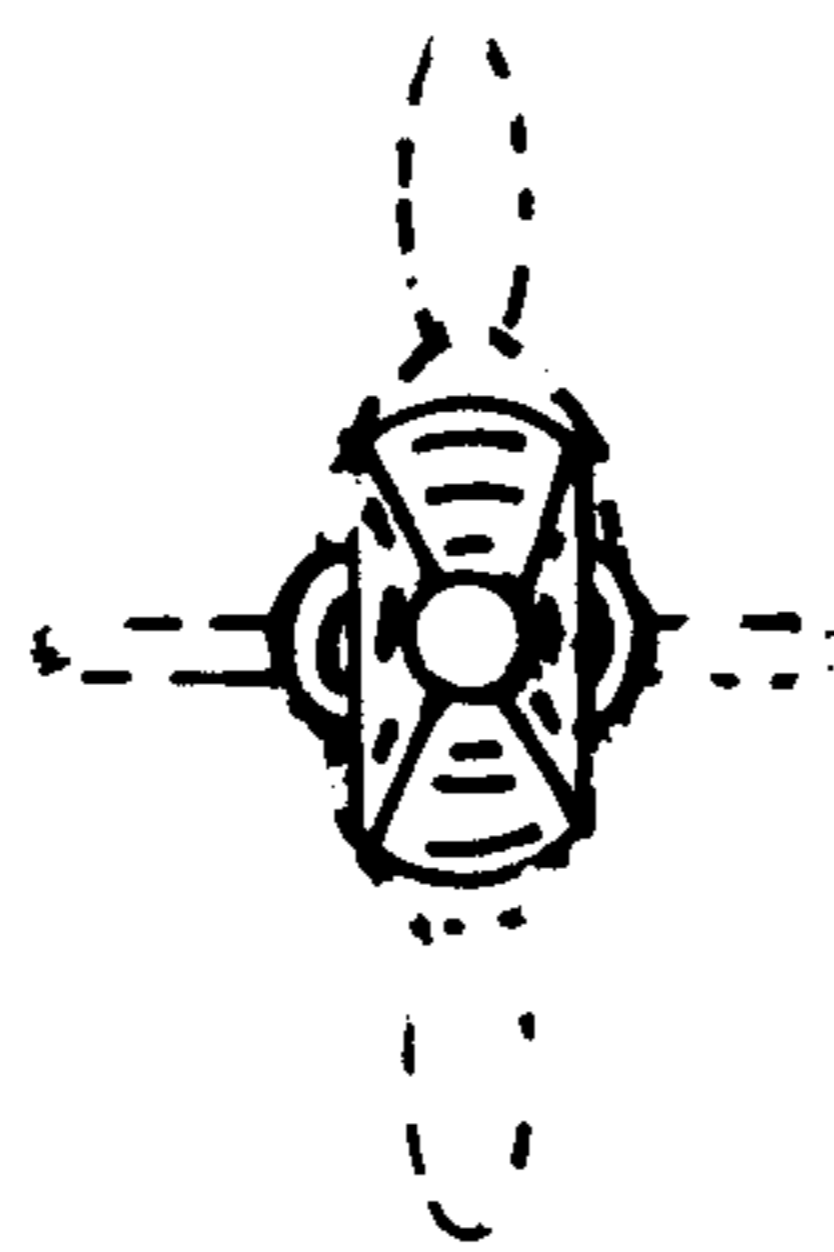


FIG. 4

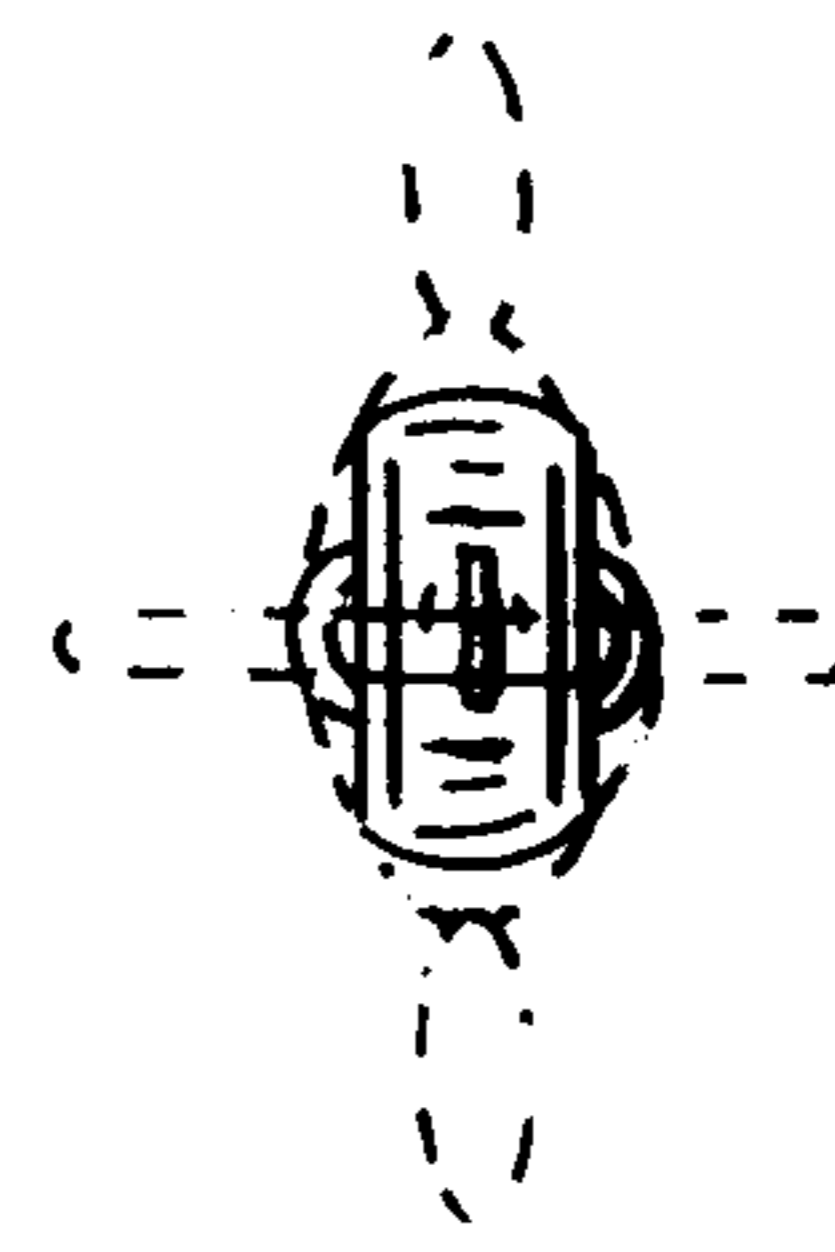


FIG. 5




FIG. 6

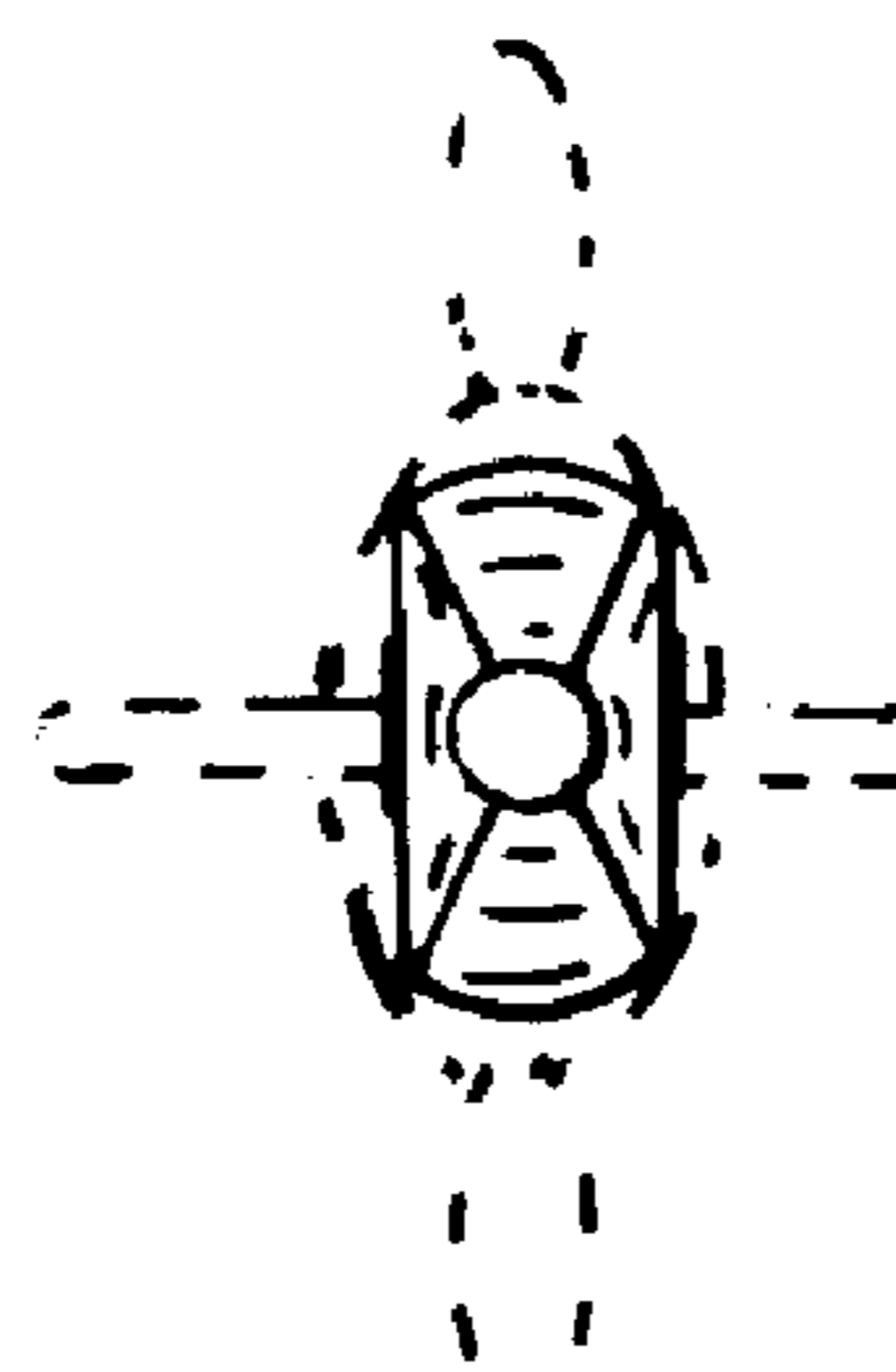


FIG. 7