



US00D513299S

(12) **United States Design Patent**
Ding

(10) **Patent No.: US D513,299 S**

(45) **Date of Patent: ** Dec. 27, 2005**

(54) **MULTI-RAIL FIREARM ACCESSORY MOUNT**

(75) Inventor: **Tai-Lai Ding**, Northville, MI (US)

(73) Assignee: **Leapers, Inc.**, Livonia, MI (US)

(**) Term: **14 Years**

(21) Appl. No.: **29/229,183**

(22) Filed: **May 4, 2005**

Related U.S. Application Data

(62) Division of application No. 29/197,048, filed on Jan. 9, 2004.

(51) **LOC (6) Cl. 22-01**

(52) **U.S. Cl. D22/110**

(58) **Field of Search** D22/100, 108, D22/109, 110, 199; 42/11, 113, 116, 119, 124, 125, 90, 127, 145, 115, 126, 128, 72, 106, 114, 142, 85, 75.02, 71.01; 248/205.1, 201

(56) **References Cited**

U.S. PATENT DOCUMENTS

- 5,533,292 A 7/1996 Swan
- D410,061 S 5/1999 Emerson
- D435,885 S 1/2001 Wallace
- 6,418,657 B1 7/2002 Brown
- 6,490,822 B1 * 12/2002 Swan 42/71.01

- 6,499,245 B1 * 12/2002 Swan 42/71.01
- 6,508,027 B1 * 1/2003 Kim 42/124
- 6,606,813 B1 * 8/2003 Squire et al. 42/90
- 6,618,976 B1 * 9/2003 Swan 42/114
- D486,878 S 2/2004 Selvaggio
- D487,792 S 3/2004 Selvaggio
- 6,779,288 B1 * 8/2004 Kim 42/72
- 6,792,711 B2 * 9/2004 Battaglia 42/114
- 6,826,864 B1 * 12/2004 Houtsma 42/90
- 6,854,206 B2 * 2/2005 Oz 42/124
- 6,895,708 B2 * 5/2005 Kim et al. 42/72

* cited by examiner

Primary Examiner—Louis S. Zarfes

Assistant Examiner—Melanie Levy

(74) *Attorney, Agent, or Firm*—Honigman Miller Schwartz & Cohn, LLP

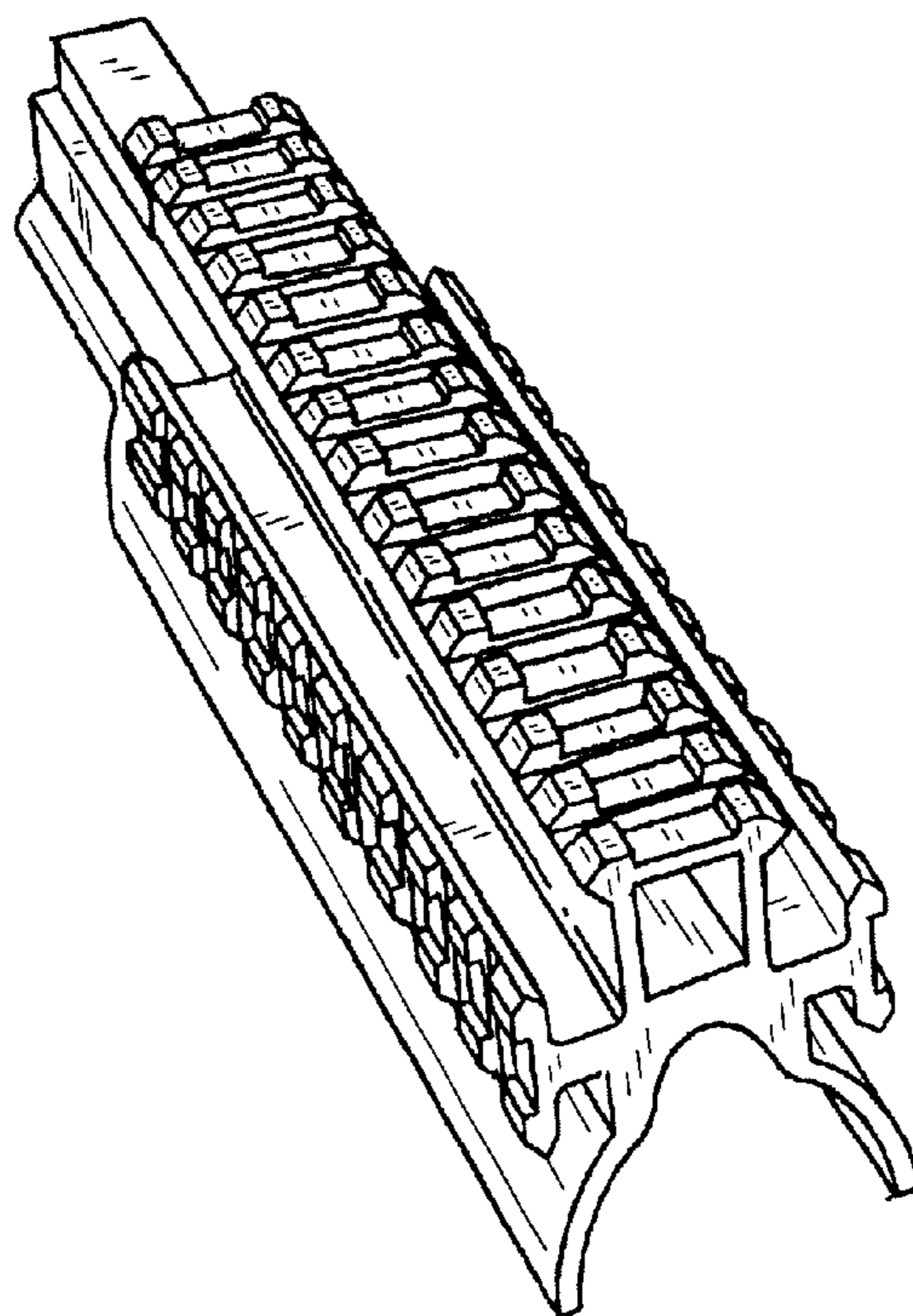
(57) **CLAIM**

The ornamental design for multi-rail firearm accessory mount, as shown and described.

DESCRIPTION

FIG. 1 is a top isometric perspective view of a multi-rail firearm accessory mount according to the present invention; FIG. 2 is a right side elevational view of FIG. 1; FIG. 3 is a left side elevational view of FIG. 1; FIG. 4 is a rear end elevational view of FIG. 1; FIG. 5 is a front and elevational view of FIG. 1; FIG. 6 is a top view of FIG. 1; and, FIG. 7 is a bottom view of FIG. 1.

1 Claim, 3 Drawing Sheets



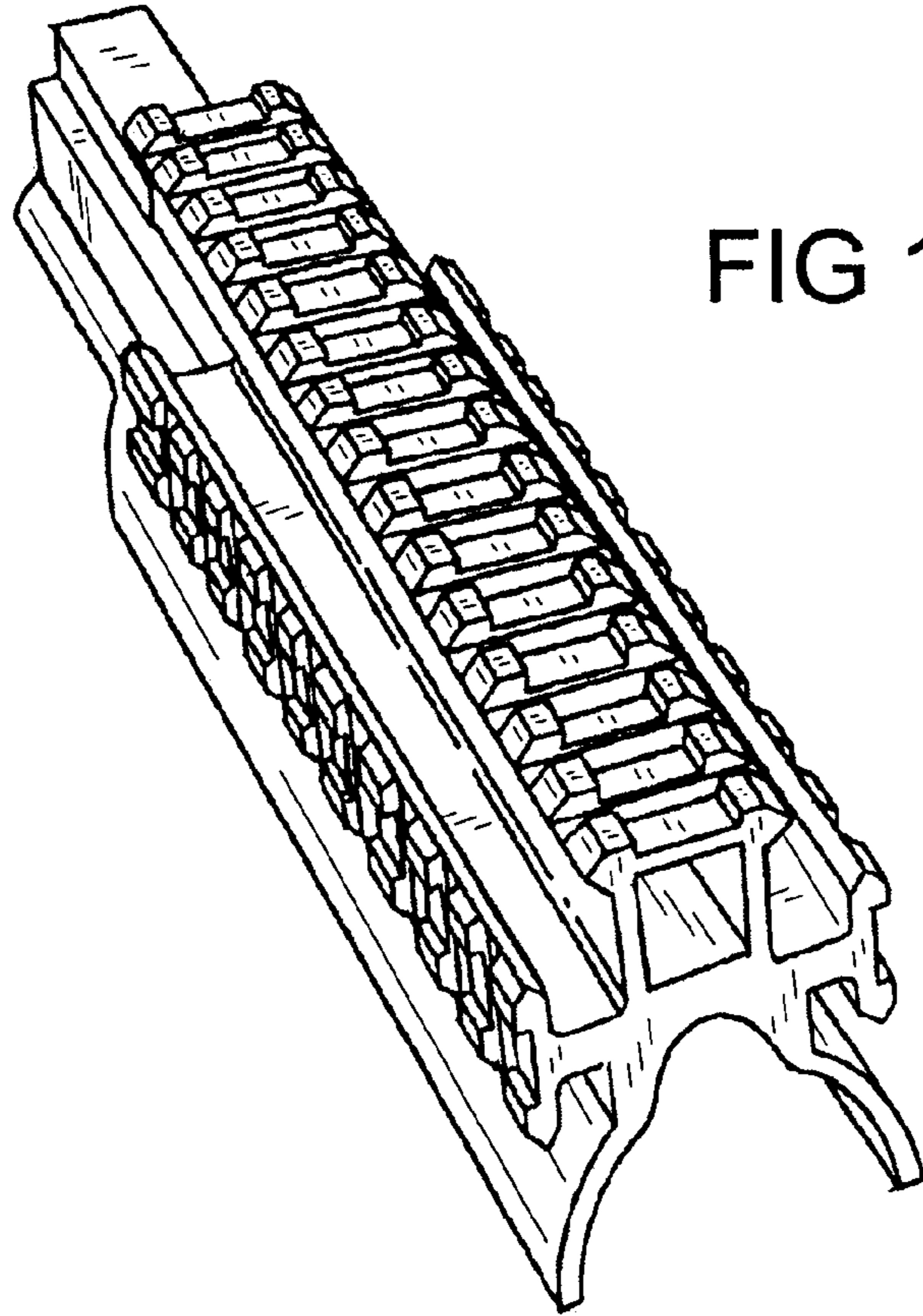


FIG 1

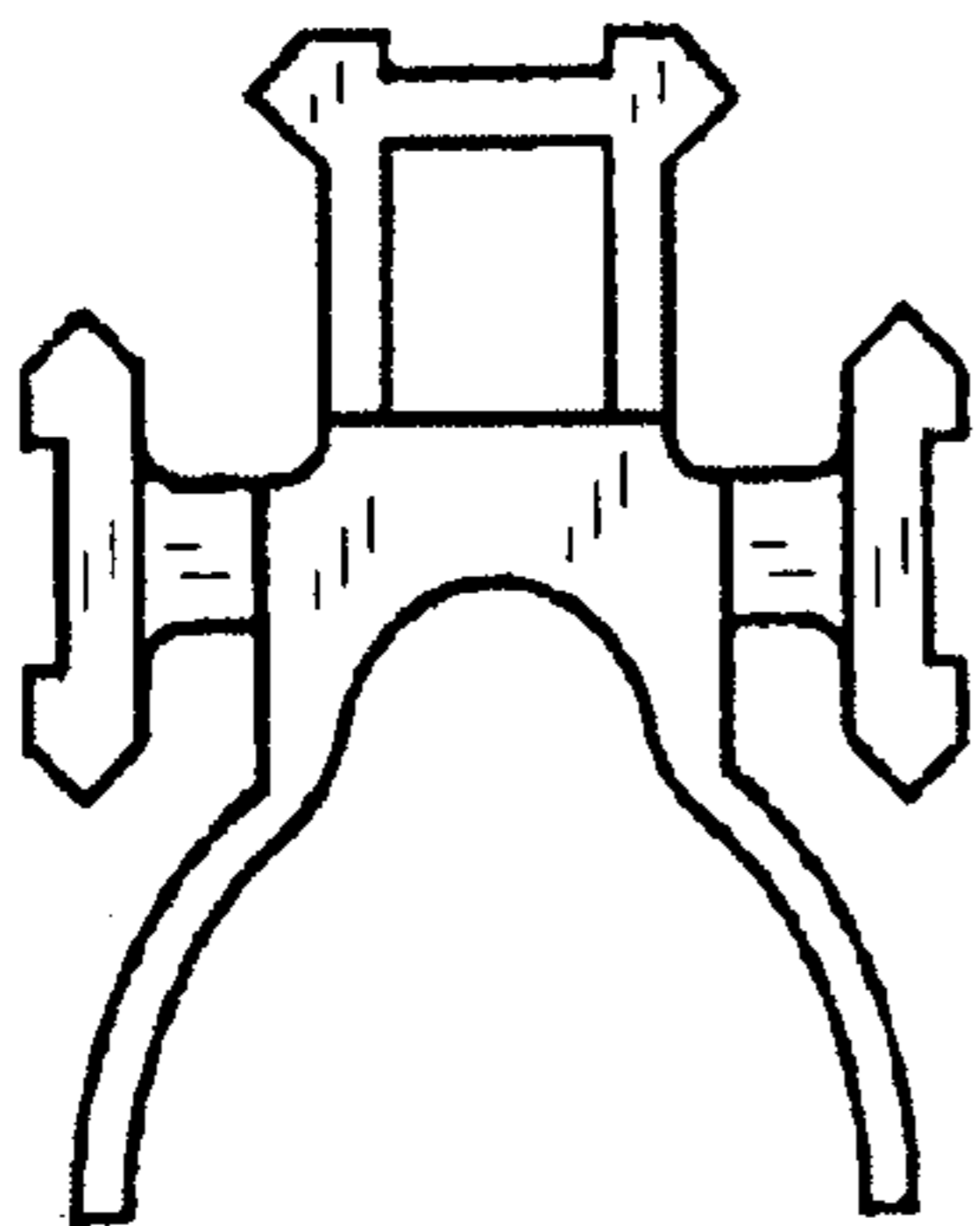


FIG 5

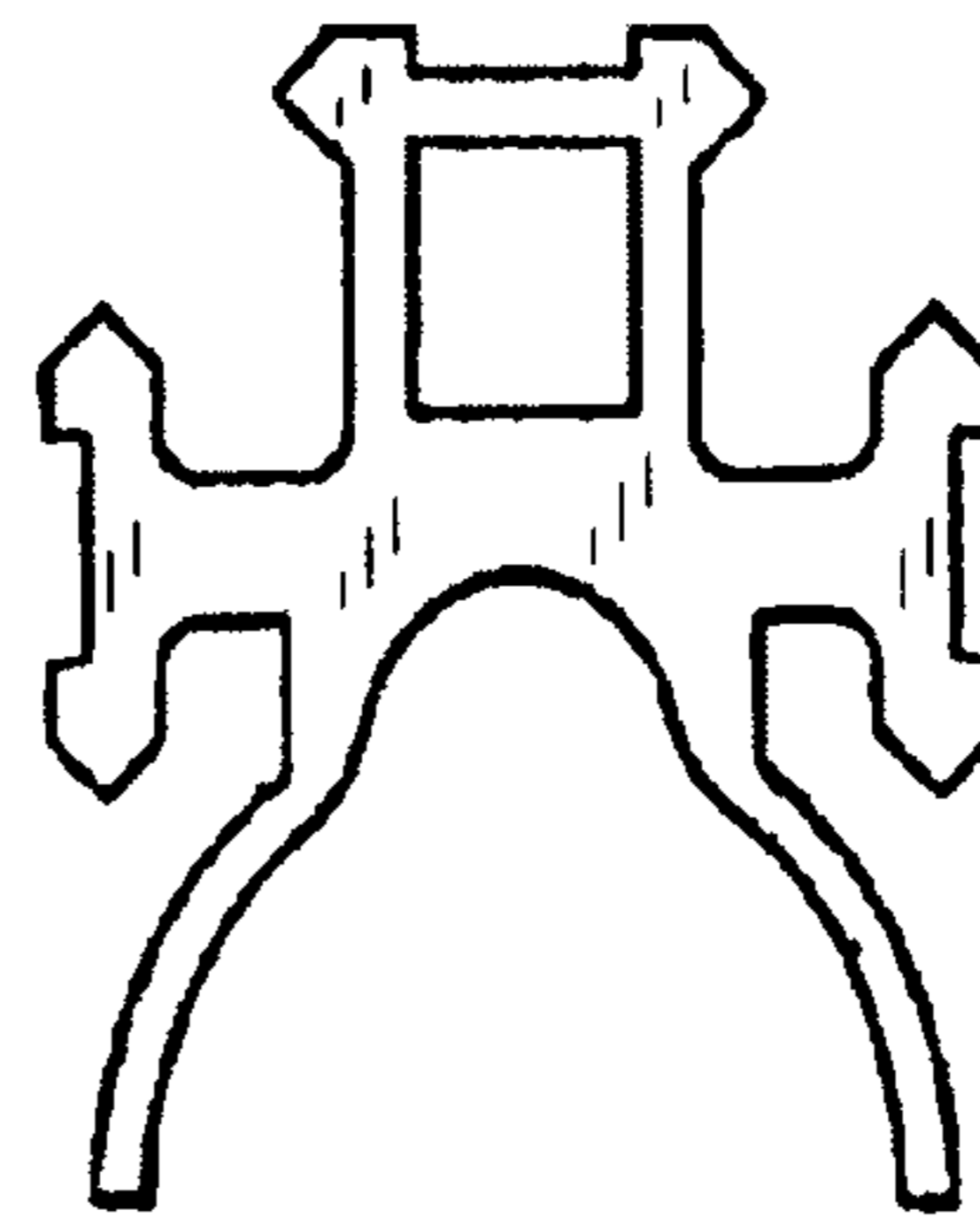


FIG 4

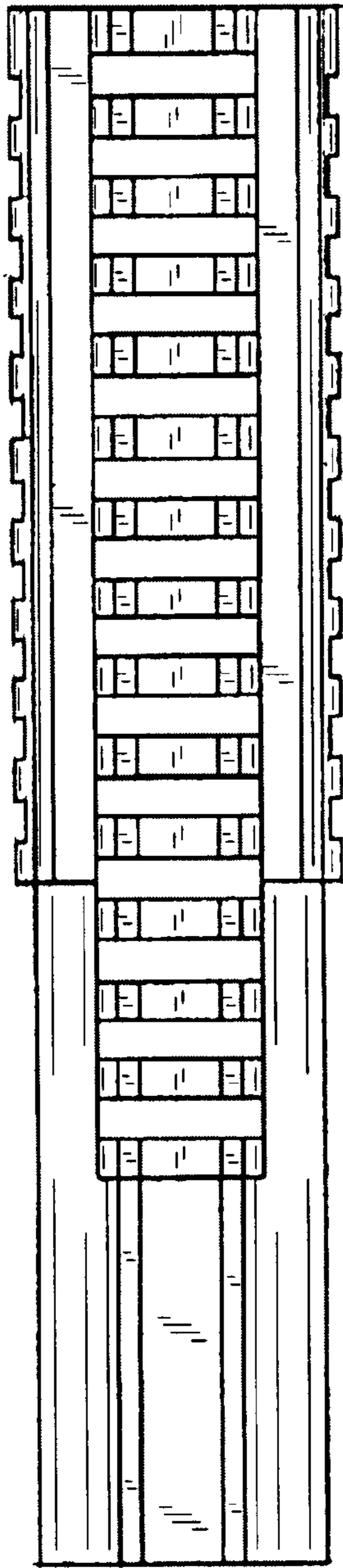


FIG 6

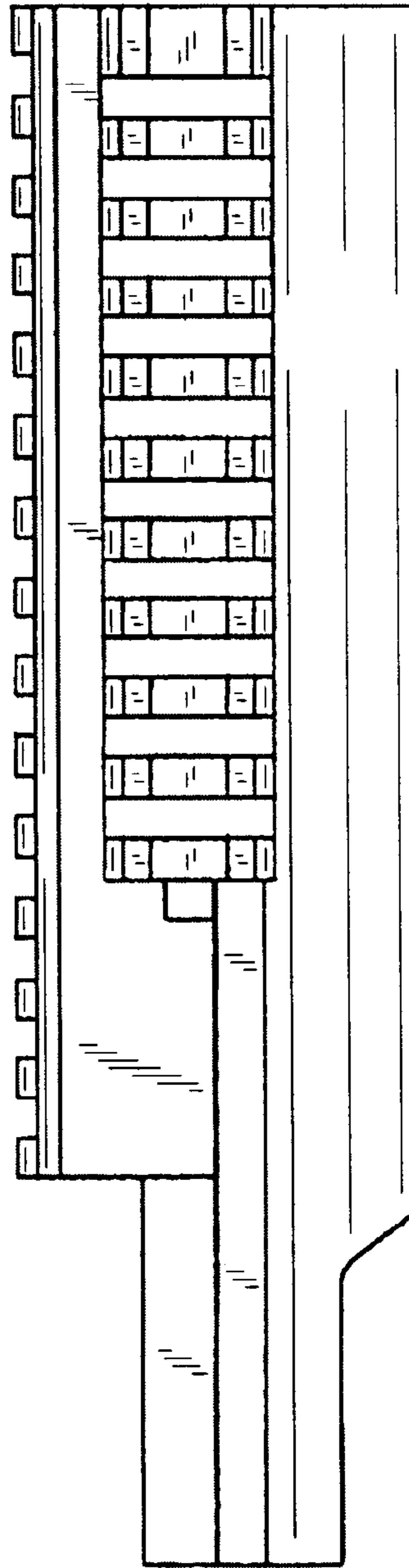


FIG 2

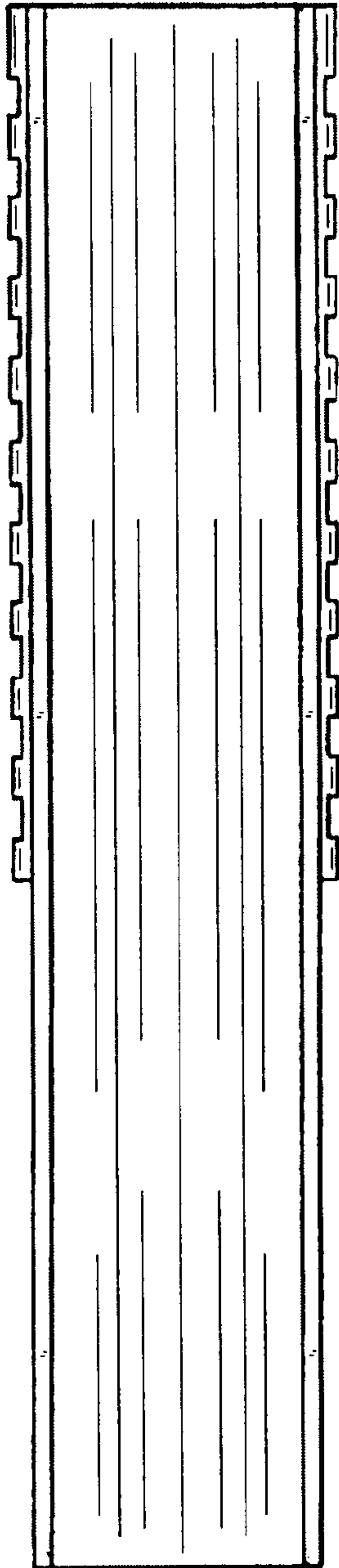


FIG 7

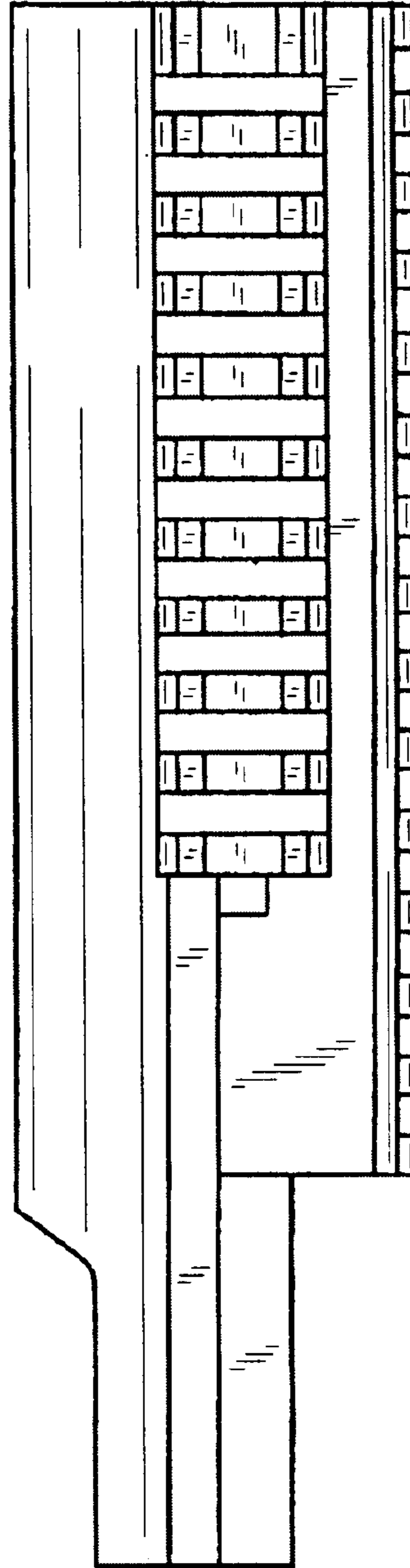


FIG 3

UNITED STATES PATENT AND TRADEMARK OFFICE
CERTIFICATE OF CORRECTION

PATENT NO. : Des. 513,299 S
DATED : December 27, 2005
INVENTOR(S) : Tai L. Ding

Page 1 of 1

It is certified that error appears in the above-identified patent and that said Letters Patent is hereby corrected as shown below:

Title page,

Item [57], **DESCRIPTION,**

FIG. 5 should read as follows:

-- FIG. 5 is a front end elevational view of FIG. 1; --.

Signed and Sealed this

Seventh Day of March, 2006

A handwritten signature in black ink on a light gray dotted background. The signature reads "Jon W. Dudas" in a cursive style.

JON W. DUDAS

Director of the United States Patent and Trademark Office