

US00D513277S

(12) **United States Design Patent** (10) **Patent No.:** **US D513,277 S**  
**Thornton** (45) **Date of Patent:** **\*\* Dec. 27, 2005**

(54) **GUITAR**

(76) Inventor: **Charles P. Thornton**, 1225 Center St.,  
#2, Auburn, ME (US) 04210

(\*\*) Term: **14 Years**

(21) Appl. No.: **29/209,936**

(22) Filed: **Jul. 23, 2004**

(51) **LOC (6) Cl.** ..... **17-03**

(52) **U.S. Cl.** ..... **D17/14**

(58) **Field of Search** ..... D17/14, 17, 18,  
D17/19, 20; 84/267, 290, 291, 293, 726,  
743

(56) **References Cited**

**U.S. PATENT DOCUMENTS**

4,245,540	A	*	1/1981	Groupp	.....	84/726
5,519,165	A	*	5/1996	Gregory	.....	84/293
D407,739	S	*	4/1999	Park	.....	D17/14
6,294,718	B1	*	9/2001	Saunders et al.	.....	84/291

6,395,968	B1	*	5/2002	Minakuchi	.....	84/290
D483,794	S	*	12/2003	Kwon	.....	D17/14

\* cited by examiner

*Primary Examiner*—Adir Aronovich

(74) *Attorney, Agent, or Firm*—Verrill Dana, LLP; Chris A.  
Caseiro

(57) **CLAIM**

The ornamental design of a guitar, as shown and described.

**DESCRIPTION**

FIG. 1 is a front perspective view of a guitar, showing my  
new design.

FIG. 2 is a right side elevation view thereof.

FIG. 3 is a left side elevation view thereof.


FIG. 4 is a front elevation view thereof.

FIG. 5 is a rear elevation view thereof.

FIG. 6 is a top plan view thereof; and,

FIG. 7 is a bottom plan view thereof.

**1 Claim, 5 Drawing Sheets**



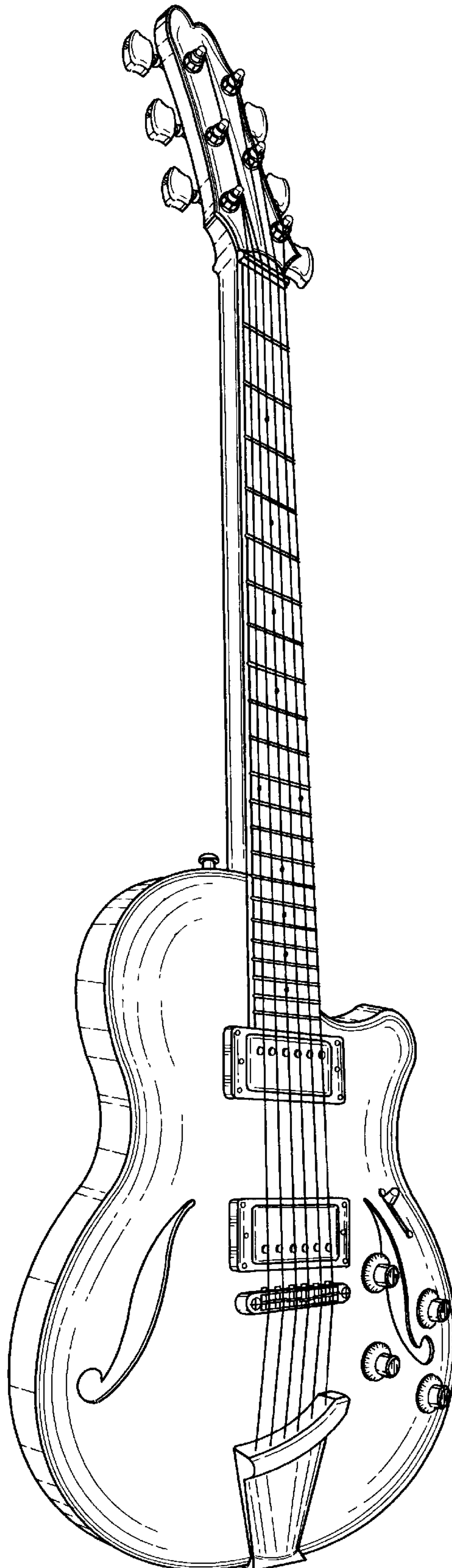


FIG. 1



FIG. 2

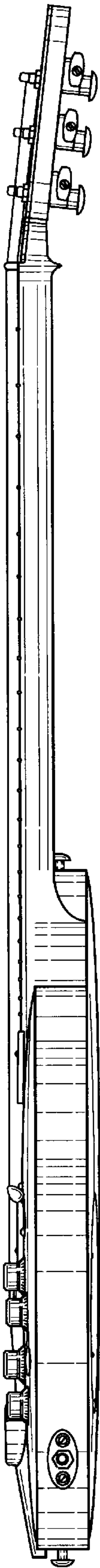


FIG. 3

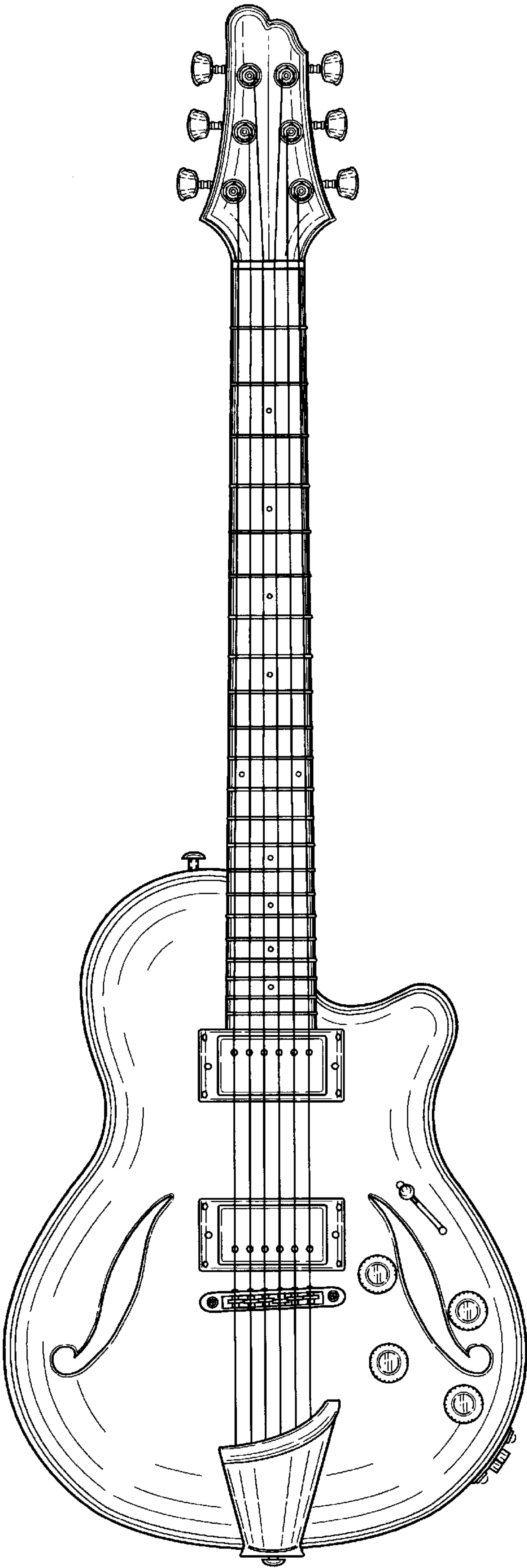


FIG. 4

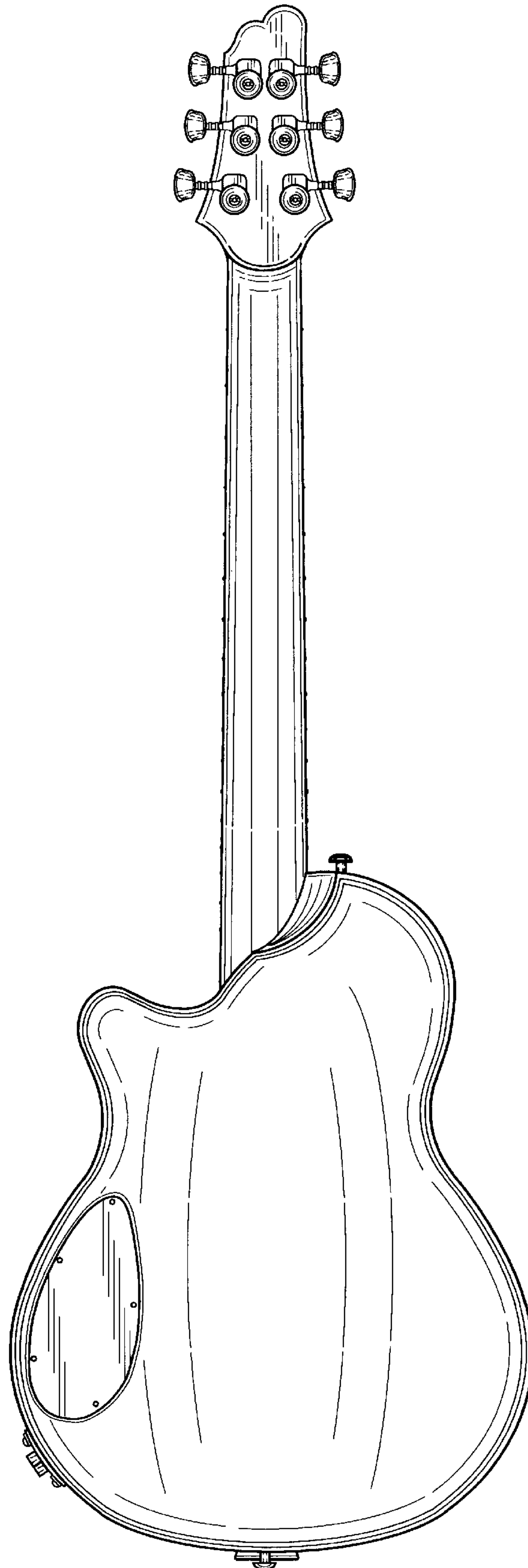


FIG. 5




FIG. 6

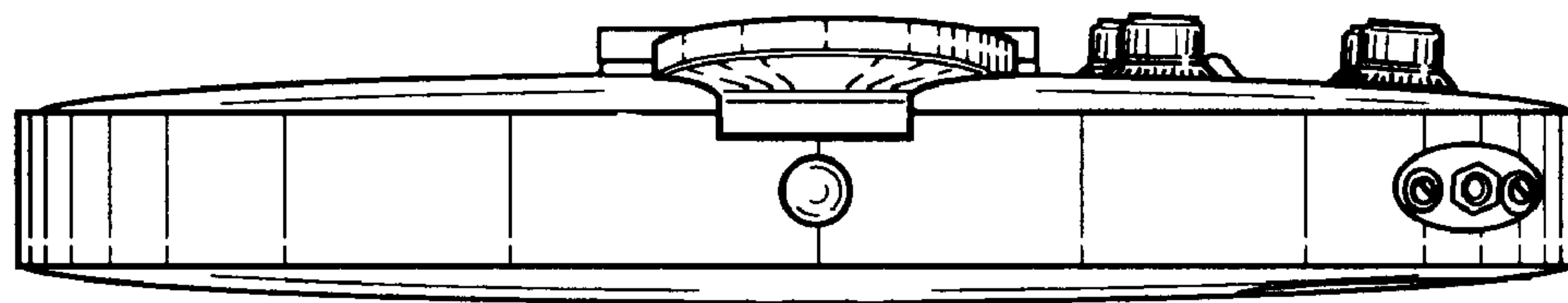


FIG. 7