

US00D513263S

(12) **United States Design Patent**
Su et al.

(10) **Patent No.:** **US D513,263 S**

(45) **Date of Patent:** **** Dec. 27, 2005**

(54) **COMPUTER FRONT BEZEL**

D455,754 S * 4/2002 Gant et al. D14/446
D468,744 S * 1/2003 Chien et al. D14/444

(75) Inventors: **Tao Su**, Shenzhen (CN); **Chun-Chi Liang**, Tu-Chen (TW); **Yun-Dong Xu**, Shenzhen (CN)

* cited by examiner

Primary Examiner—Freda S. Nunn

(74) *Attorney, Agent, or Firm*—Wei Te Chung

(73) Assignee: **Hon Hai Precision Ind. Co., Ltd.**

(57) **CLAIM**

(**) Term: **14 Years**

The ornamental design for a computer front bezel, as shown and described.

(21) Appl. No.: **29/217,249**

DESCRIPTION

(22) Filed: **Nov. 15, 2004**

(30) **Foreign Application Priority Data**

Aug. 26, 2004 (CN) 200430074060

FIG. 1 is a perspective view of a computer front bezel of our new design;

FIG. 2 is a front elevational view thereof;

FIG. 3 is a rear elevational view thereof;

FIG. 4 is a left side elevational view thereof;

FIG. 5 is a right side elevational view thereof;

FIG. 6 is a top plan view thereof;

FIG. 7 is a bottom plan view thereof; and,

FIG. 8 is a perspective view thereof being mounted to a computer case and having a plurality of shielding plates attached thereto, wherein the computer case and the shielding plates are shown in broken lines for illustrative purposes only and form no part of the claimed design.

(51) **LOC (6) Cl.** **14-02**

(52) **U.S. Cl.** **D14/444**


(58) **Field of Search** D14/441-446;
D13/162, 184, 199; 312/223.2; 361/680-686,
690-696

(56) **References Cited**

U.S. PATENT DOCUMENTS

5,169,218 A * 12/1992 Chu 312/223.2
D431,825 S * 10/2000 Jean et al. D14/444

1 Claim, 6 Drawing Sheets



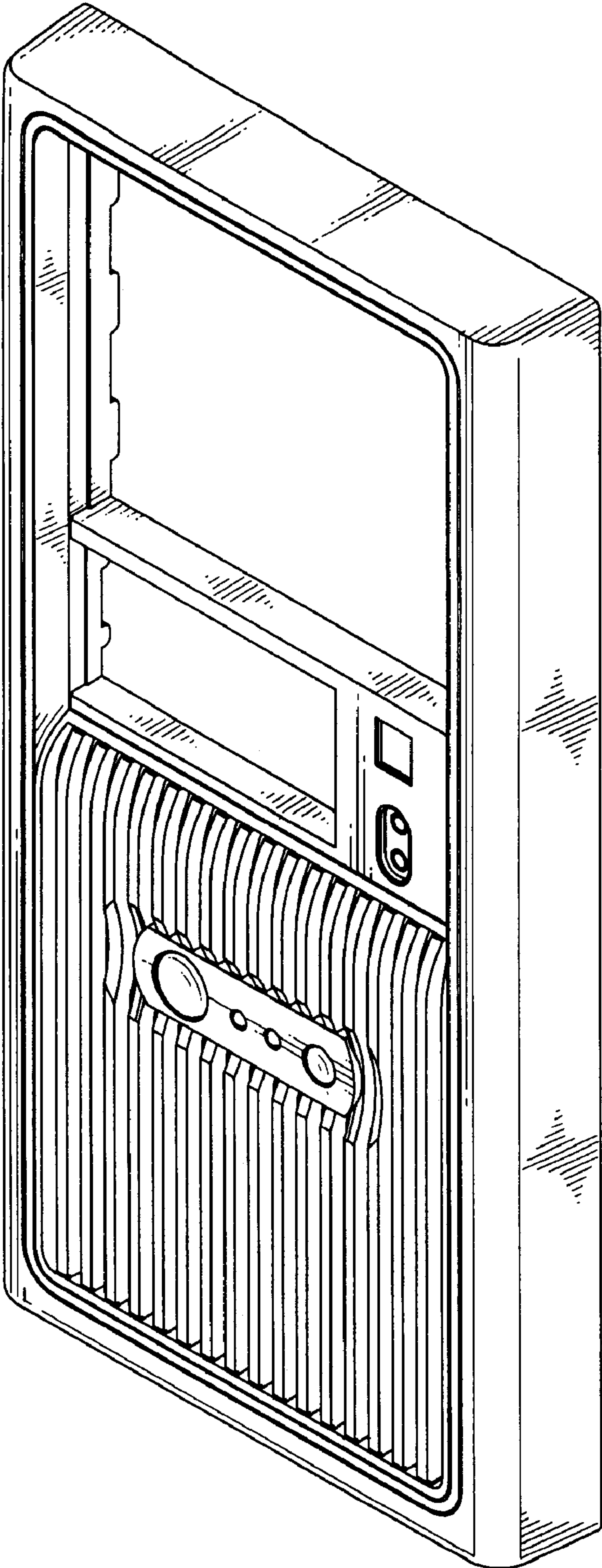


FIG. 1

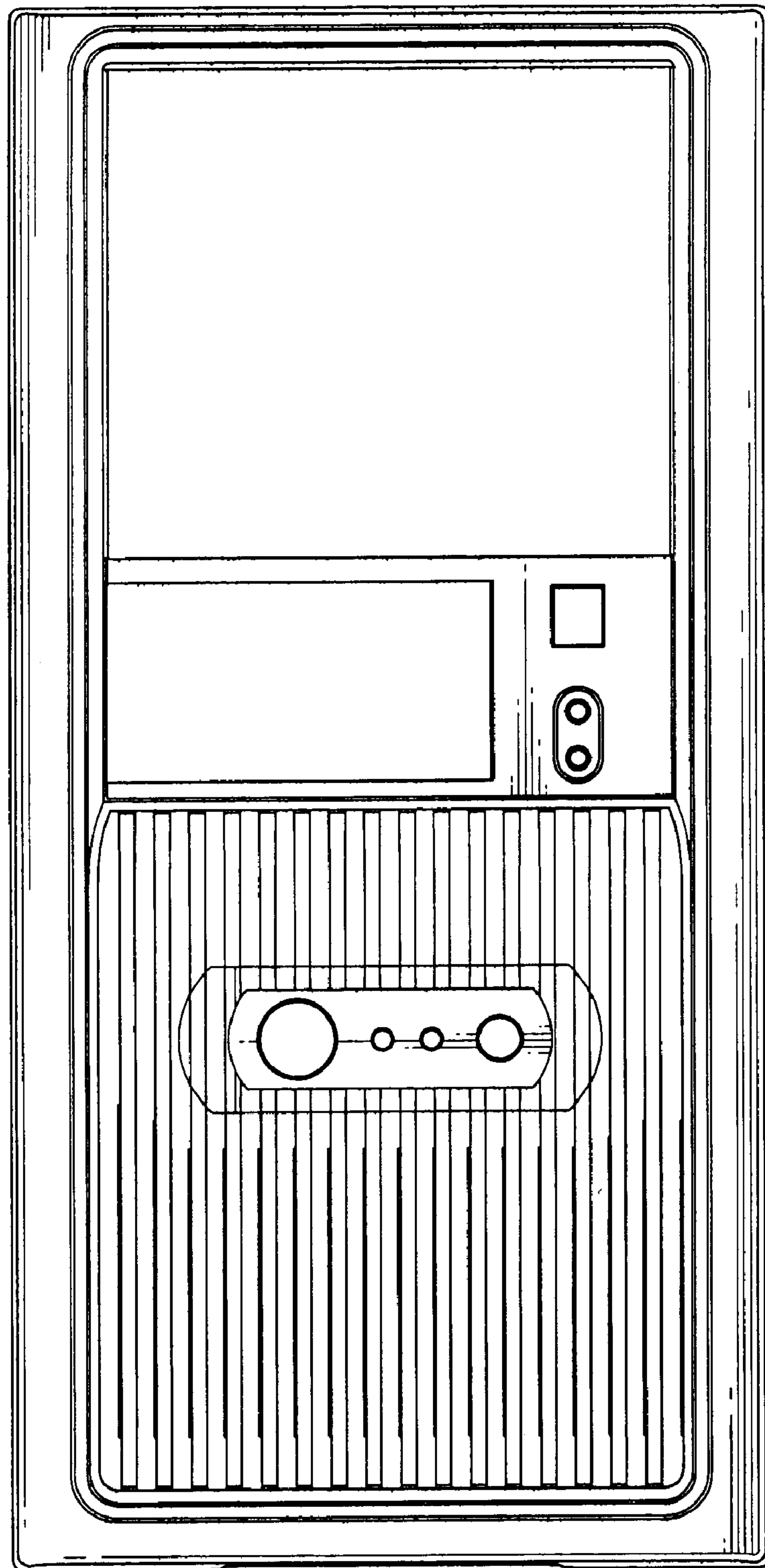


FIG. 2

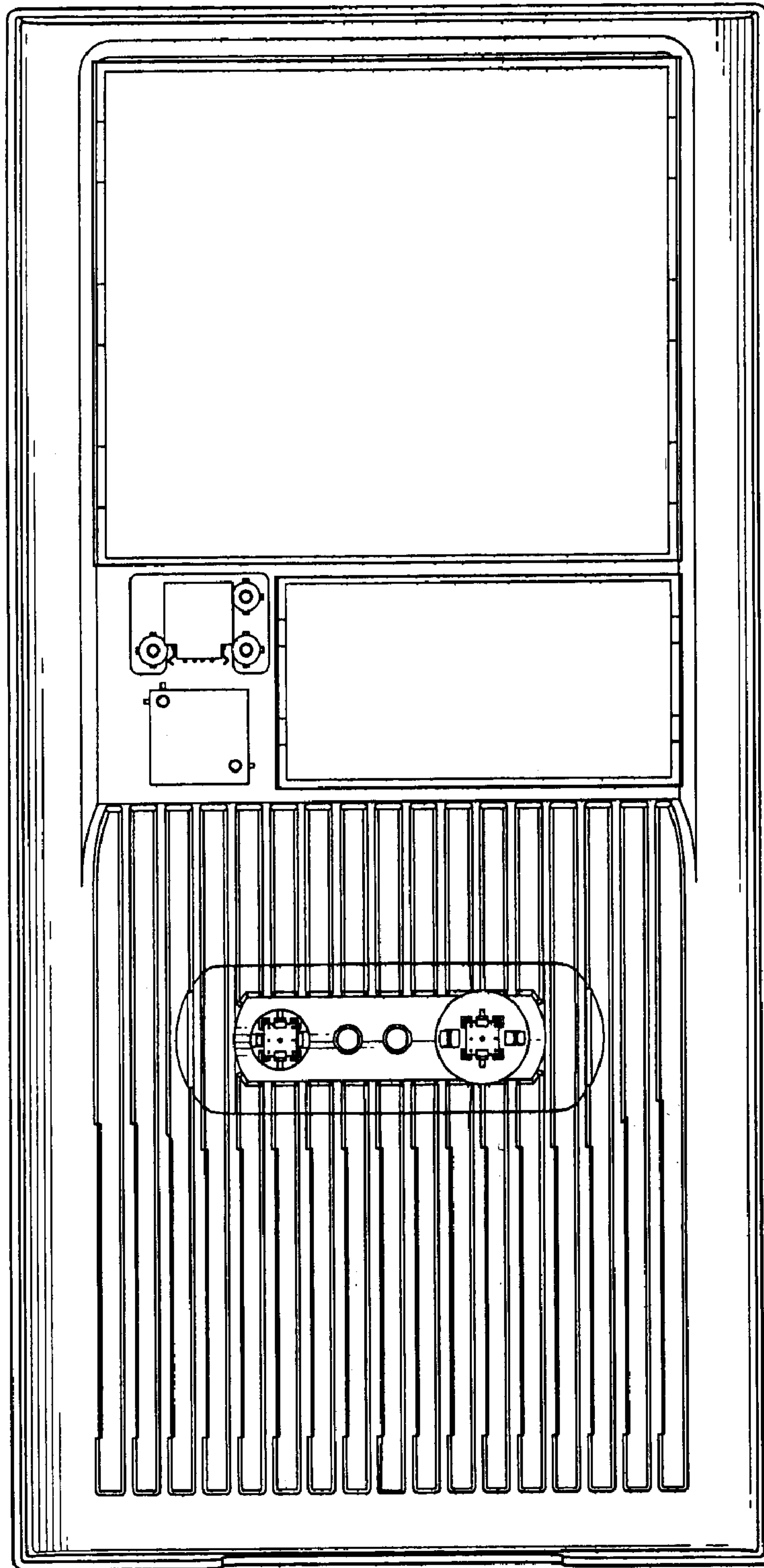


FIG. 3




FIG. 4




FIG. 5




FIG. 6



FIG. 7

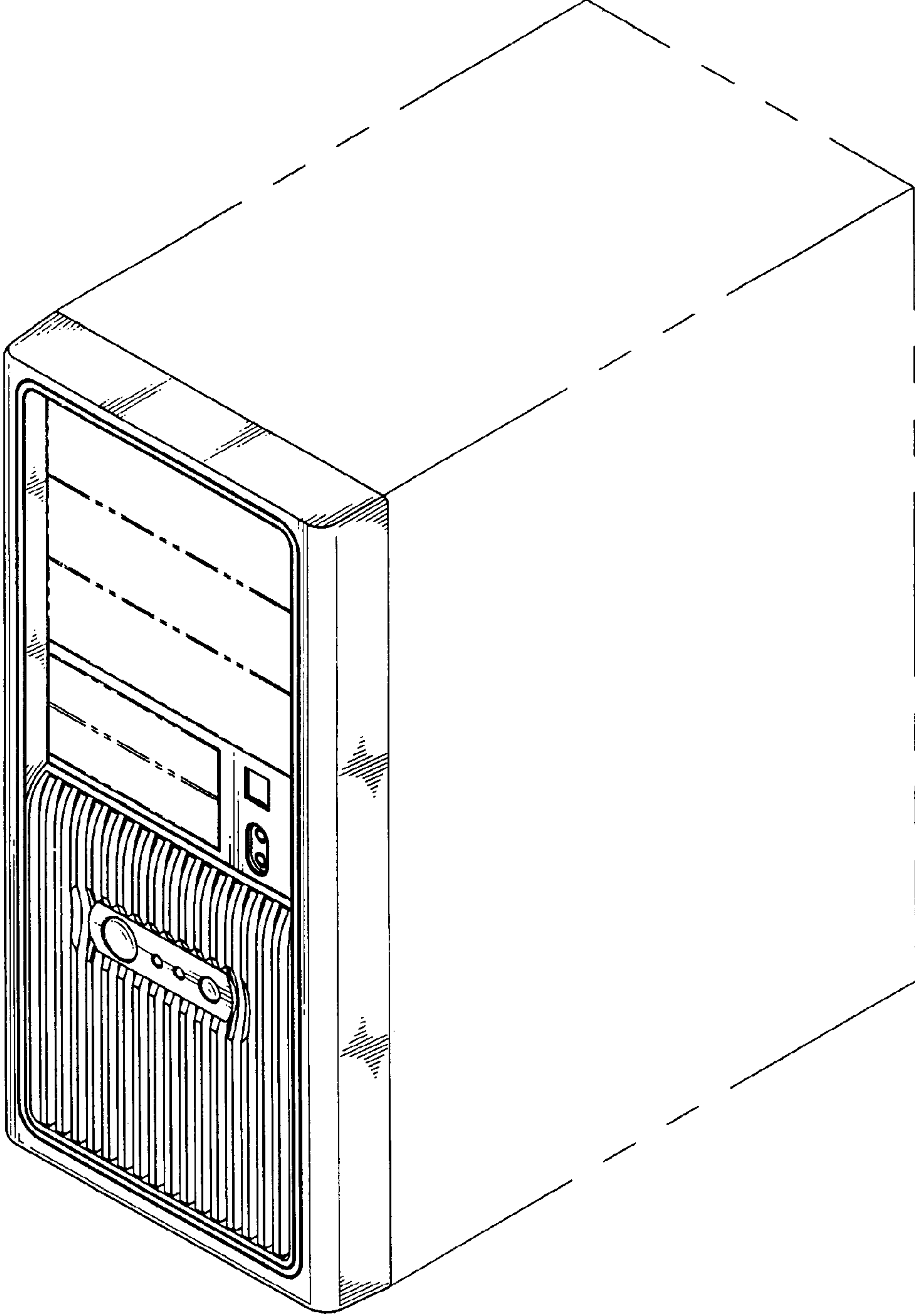


FIG. 8