



US00D513214S

(12) **United States Design Patent**
Lai

(10) **Patent No.:** **US D513,214 S**
(45) **Date of Patent:** **** Dec. 27, 2005**

(54) **SURFACE CONFIGURATION OF A FRONT BUMPER FOR A VEHICLE**

(75) Inventor: **Pinky Lai**, Koenigsbach-Stein (DE)

(73) Assignee: **Dr. Ing. h.c.F. Porsche Aktiengesellschaft**, Stuttgart (DE)

(**) Term: **14 Years**

(21) Appl. No.: **29/217,768**

(22) Filed: **Nov. 23, 2004**

(30) **Foreign Application Priority Data**

May 24, 2004 (DE) 4 04 03 161

(51) **LOC (6) Cl.** **12-16**

(52) **U.S. Cl.** **D12/169**

(58) **Field of Search** D12/90-92, 86,
D12/169, 196, 163; 296/180.1, 180.2; 293/102,
113, 115, 117, 120

(56) **References Cited**

U.S. PATENT DOCUMENTS

- D432,062 S * 10/2000 Larson D12/169
- D437,812 S * 2/2001 Lai D12/169
- D447,725 S * 9/2001 Hatter D12/169
- D465,182 S * 11/2002 Murkett D12/196
- D465,442 S * 11/2002 Murkett D12/169
- D465,445 S * 11/2002 Murkett D12/169

D468,241 S * 1/2003 Murkett D12/169

* cited by examiner

Primary Examiner—Melody N. Brown

(74) *Attorney, Agent, or Firm*—Crowell & Moring LLP

(57) **CLAIM**

The ornamental design for a surface configuration of a front bumper for a vehicle, as shown and described.

DESCRIPTION

This application is related to the following co-pending applications, of the inventor, filed on even date herewith: Application Ser. No. 29/217,787, entitled "Surface Configuration of a Vehicle, Toy and/or Other Replicas"; and Application Ser. No. 29/217,767, entitled "Surface Configuration of a Vehicle, Toy and/or Other Replicas".

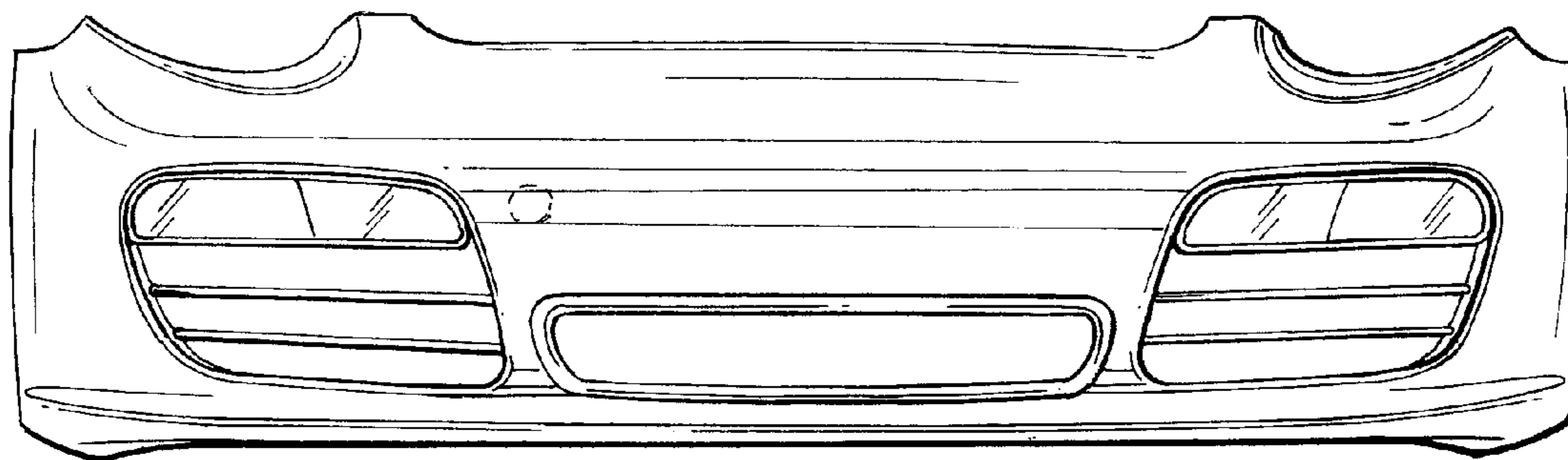
FIG. 1 is a front view of a surface configuration of a front bumper for a vehicle according to my novel design;

FIG. 2 is a left perspective view of the surface configuration of a front bumper for a vehicle according to my novel design, the right perspective view being mirror symmetrical; and,

FIG. 3 is a left side view of the surface configuration of a front bumper for a vehicle according to my novel design; the right side view being mirror symmetrical.

The broken lines are for illustrative purposes only and form no part of the claimed design.

1 Claim, 1 Drawing Sheet






FIG. 1

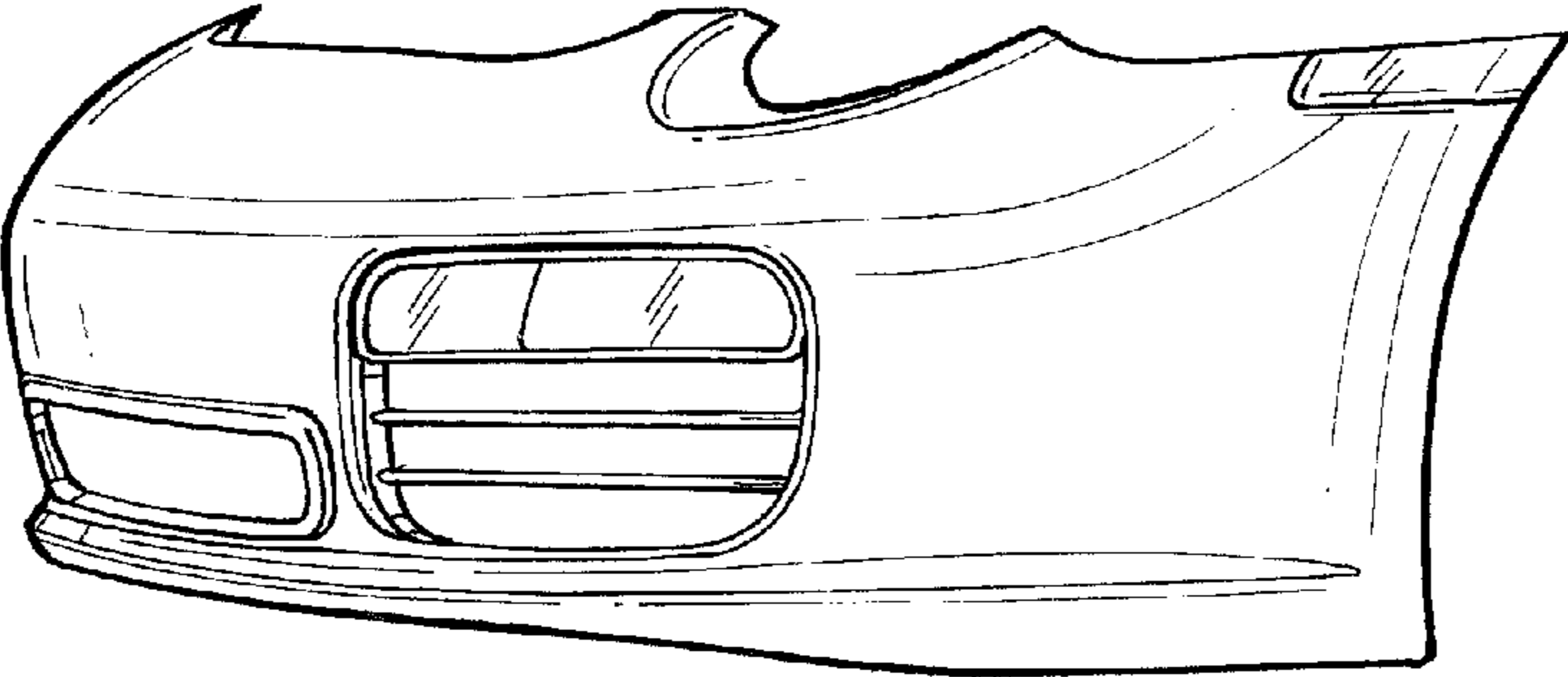


FIG. 2

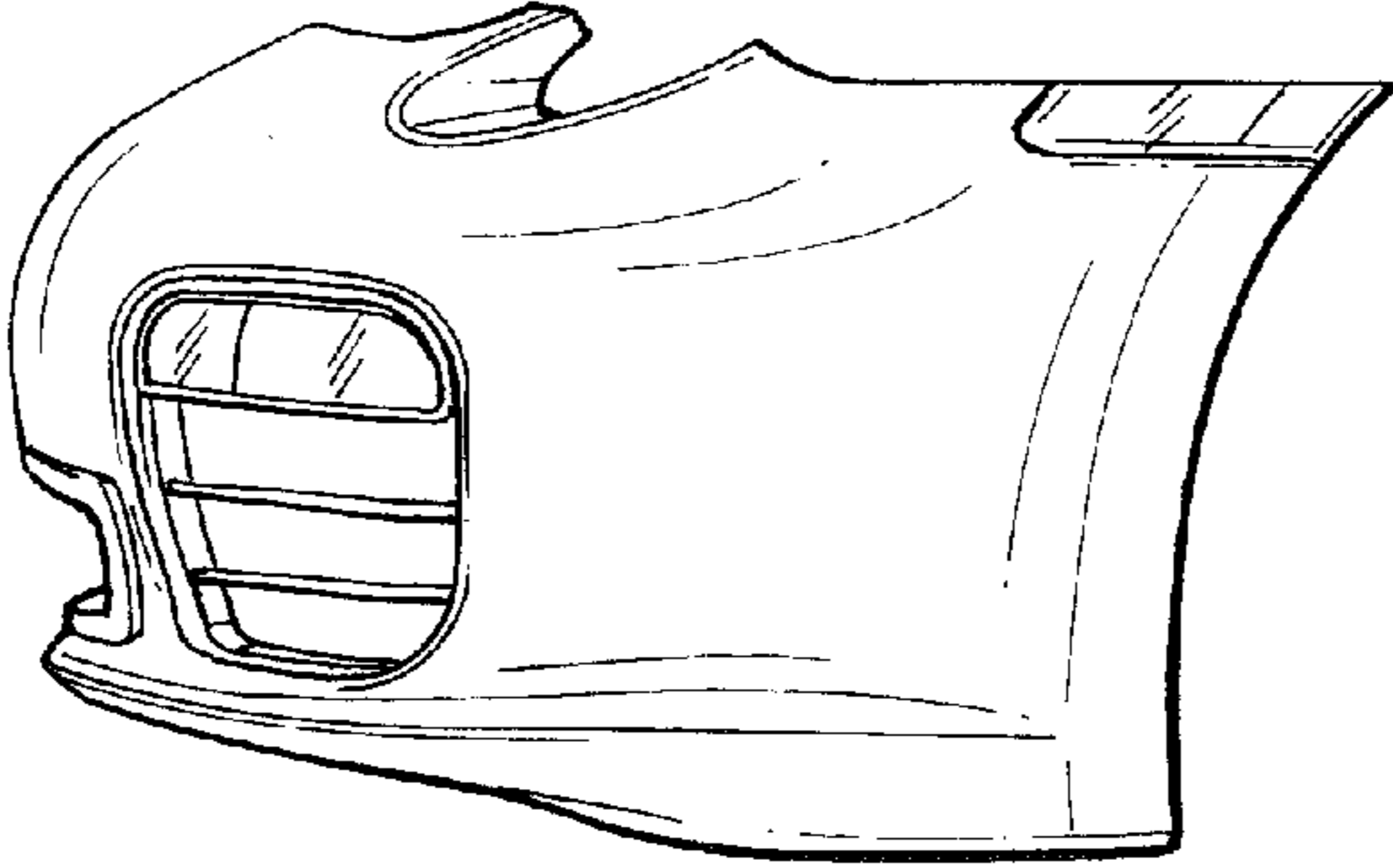


FIG. 3